



United States Department of Agriculture
National Agricultural Statistics Service



Louisiana Crop Production

Released: September 12, 2023

Delta Region – Louisiana Field Office

5825 Florida Blvd., Suite 1179, Baton Rouge, LA 70806
(225) 922-1362 · (855) 270-2705 FAX · www.nass.usda.gov

Cooperating with the Louisiana Department of Agriculture and Forestry

This report contains the results from the **2023 September Ag Yield Survey**. These data are also posted on our web site at <https://www.nass.usda.gov/la> and in a more detailed report at <https://www.nass.usda.gov>. Thanks to all who responded to this survey.

Corn Yield and Production Up from August
Cotton Yield and Production Down from August
Rice Yield Unchanged but Production Up from August
Soybean Yield and Production Down from August
Sugarcane Yield and Production Down from August

Louisiana **corn** for grain production is forecast at 119 million bushels, up 25 percent from the August 1 forecast and up 61 percent from 2022. Based on conditions as of September 1, yield is expected to average 175 bushels per acre, up 6 bushels from last month and up 5 bushels from last year. Planted acreage is revised to 700,000 acres, up 120,000 acres from June 2023. Harvested acreage for grain is revised from 565,000 to 680,000 acres.

Upland cotton production is forecast at 205,000 bales, down 45,000 bales from the August 1 forecast and 153,000 bales below last year. Based on conditions as of September 1, yield is expected to average 856 pounds per harvested acre, down 104 pounds from last month and down 48 pounds from 2022. Planted acreage is revised to 120,000 acres, down 10,000 acres from June 2023. Harvested acreage is revised from 125,000 to 115,000 acres.

All rice production for the state is forecast at 31.3 million hundredweight, up 2 percent from the August 1 forecast and up 13 percent from last year's production of 27.6 million hundredweight. Based on conditions as of September 1, the all rice yield for 2023 is forecast at 6,750 pounds per acre, unchanged from last month but up 90 pounds from last year. All rice planted acreage is revised to 470,000 acres, up 10,000 acres from June 2023. Breakdown by grain length are: long grain planted area is 390,000 acres and medium grain planted area is 80,000 acres. Harvested acreage for all rice is revised to 463,000 acres, up 10,000 acres from June.

Soybean production in 2023 is forecast at 43.0 million bushels, down 19 percent from the August 1 forecast and down 24 percent from last year. Based on conditions as of September 1, yield is expected to average 43 bushels per acre, down 6 bushels from last month and down 4 bushels from last year. Planted acreage is revised to 1.03 million acres, down 90,000 acres from June 2023. Harvested acreage for grain is revised from 1.09 million to 1.00 million acres.

Sugarcane production is forecast at 13.9 million net tons, down 13 percent from the August 1 forecast and down 13 percent from a year ago. Based on conditions as of September 1, yield is forecast at 27.2 net tons per acre, down 4.2 net tons from last month and down 5.1 net tons from last year. Area harvested for sugar and seed totaled 510,000 acres, up 12,900 acres from 2022.

Area Harvested, Yield, and Production - Louisiana and United States: 2022 and Forecasted September 1, 2023

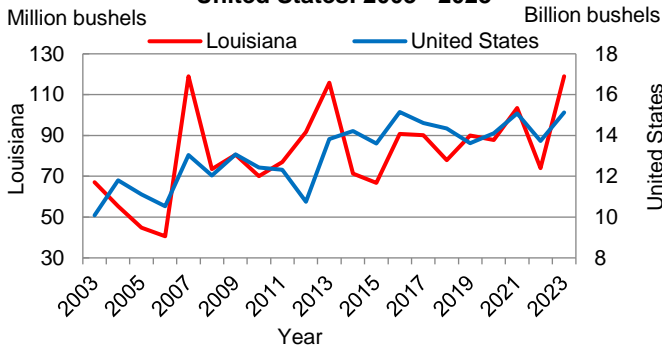
Crop	Unit	Area harvested		Yield			Production	
		2022	2023	2022	2023		2022	2023
					August 1	September 1		
Louisiana		(1,000 acres)	(1,000 acres)	(per acre)	(per acre)	(per acre)	(1,000 units)	(1,000 units)
Corn, for grain	bushels	435.0	680.0	170.0	169.0	175.0	73,950	119,000
Cotton, upland	1	190.0	115.0	904.0	960.0	856.0	358	205
Rice, all	2	415.0	463.0	6,660.0	6,750.0	6,750.0	27,649	31,253
Soybeans, for beans	bushels	1,210.0	1,000.0	47.0	49.0	43.0	56,870	43,000
Sugarcane, for sugar and seed ..	net tons	497.1	510.0	32.3	31.4	27.2	16,035	13,872
United States		(1,000 acres)	(1,000 acres)	(per acre)	(per acre)	(per acre)	(1,000 units)	(1,000 units)
Corn, for grain	bushels	79,207.0	87,096.0	173.3	175.1	173.8	13,729,719	15,133,911
Cotton, upland	1	7,131.5	7,879.8	942.0	773.0	778.0	13,998	12,776
Rice, all	2	2,172.0	2,850.0	7,383.0	7,699.0	7,751.0	160,368	220,907
Soybeans, for beans	bushels	86,336.0	82,791.0	49.5	50.9	50.1	4,276,123	4,146,036
Sugarcane, for sugar and seed ..	net tons	930.2	927.0	37.3	37.7	34.9	34,671	32,386

¹ Cotton yield in pounds per acre, production in 480 pound bales.

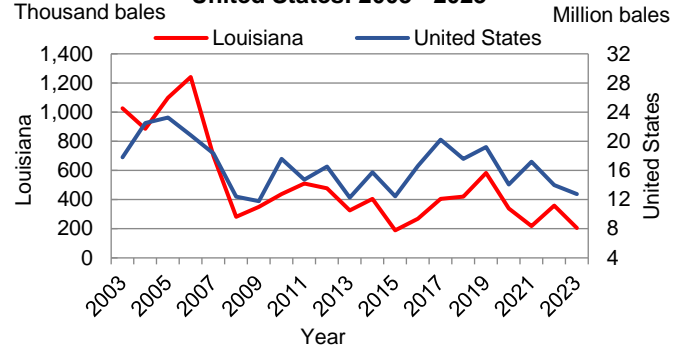
² Rice yield in pounds per acre, production in hundredweight (cwt).



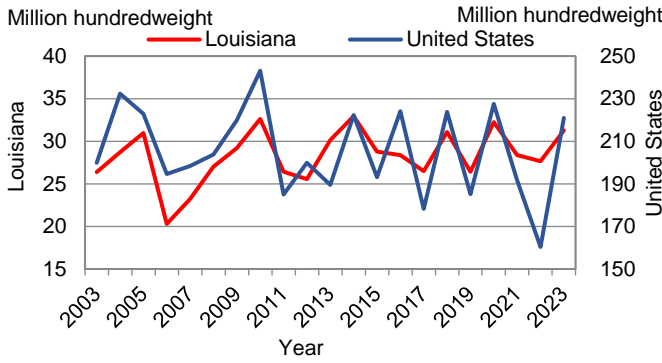
Corn: Production - Louisiana and United States: 2003 - 2023



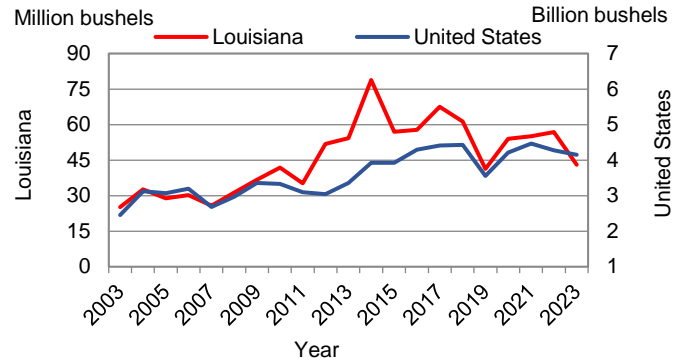
Upland Cotton: Production - Louisiana and United States: 2003 - 2023



All Rice: Production - Louisiana and United States: 2003 - 2023



Soybean: Production - Louisiana and United States: 2003 - 2023



Sugarcane: Production - Louisiana and United States: 2003 - 2023

