



MI-CW3920

Michigan Crop Weather

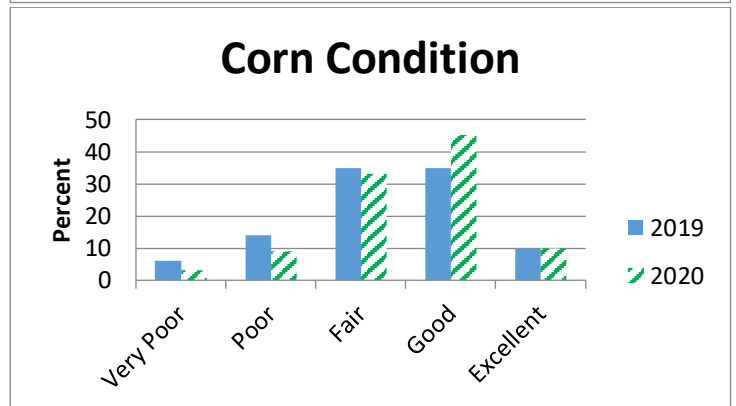
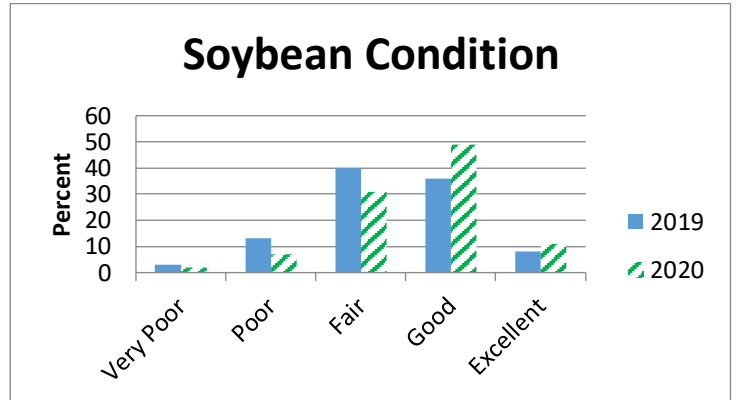
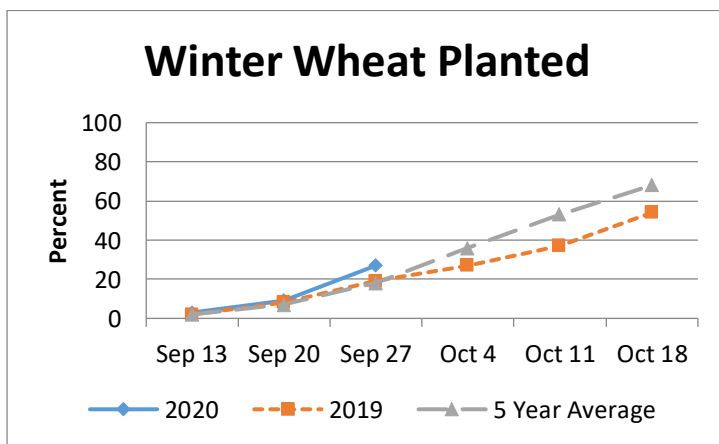
September 28, 2020

Field Crops

The State continued to experience generally drier conditions over the past week, according to Marlo Johnson, Director of the Great Lakes Regional Office of the National Agricultural Statistics Service. There were 6.6 days suitable for fieldwork in Michigan during the week ending September 27, 2020. Warm and dry fall weather allowed for fieldwork throughout most of the week as soil moisture levels decreased in most areas. **Pasture** and **range** conditions deteriorated due to a clear lack of moisture combined with cooler temperatures in previous weeks. **Corn** and **soybean** conditions held steady as the majority of the crop approached maturity and harvest began. **Corn silage** harvest continued to progress as conditions for chopping were nearly ideal. **Sugarbeet** harvest continued as weather allowed. Third and fourth cuttings of **Hay** continued although progress was somewhat stalled. This stagnation is likely attributed to drier autumn conditions. **Dry bean** conditions showed improvement as favorable weather allowed for substantial strides in harvest with over half of the crop reportedly reaching maturity. Other activities included seeding winter wheat and cover crops, installing and replacing drainage tile, and preparing equipment for harvest.

Fruit

Weather conditions last week were excellent for apple harvest. Growers in the Southwest were finishing Gala and Honeycrisp harvests and were preparing to start Red and Golden Delicious harvests. On the Ridge, growers finished up Gala and McIntosh harvests. Honeycrisp coloring was excellent and approximately two-thirds of the crop had already been harvested there. In the East, growers were finishing up Honeycrisp and moving to early Fuji strains, Jonagold and Jonathan. Farmers market and pick your own demand was very strong with many growers reporting record sales for this time of the year.



Crop Condition: Week Ending 09/27/20

Crop	Very poor (percent)	Poor (percent)	Fair (percent)	Good (percent)	Excellent (percent)
Corn	3	9	33	45	10
Soybeans.....	2	7	31	49	11
Dry Edible Beans.....	5	8	35	42	10
Sugarbeets	3	11	28	48	10
Range and Pasture ...	8	24	34	29	5

Crop Progress: Week Ending 09/27/20

Crop/Activity	Percent Completed			
	This week	Last week	Last year	5 Year average
Days Suitable for Fieldwork.	6.6	6.2	-	-
Corn Dough.....	100	99	93	98
Corn Dented	96	91	67	86
Corn Mature	55	37	14	43
Corn Harvested for Grain	4	0	0	4
Corn Harvested for Silage	88	73	28	57
Soybeans Dropping Leaves ..	89	71	50	69
Soybeans Mature.....	49	17	N/A	N/A
Soybeans Harvested	13	1	5	8
Winter Wheat Planted	27	9	19	18
Winter Wheat Emerged.....	6	0	1	2
Dry Beans Dropping Leaves.	97	93	83	87
Dry Beans Mature	55	40	N/A	N/A
Dry Beans Harvested.....	37	8	15	35
Alfalfa Hay 3rd Cutting	94	89	71	82
Alfalfa Hay 4th Cutting	56	43	N/A	N/A
Other Hay 3rd Cutting.....	55	53	39	60
Other Hay 4th Cutting.....	15	10	N/A	N/A
Sugarbeets Harvested	31	25	9	18

Soil Moisture: Week Ending 09/27/20

Item	Very short (percent)	Short (percent)	Adequate (percent)	Surplus (percent)
Topsoil moisture	12	27	59	2
Subsoil moisture	12	31	54	3

Weather Summary For Michigan

Week Ending 2020-09-27

Since April 1

	Week Ending 2020-09-27						Since April 1					
	Temperature				Precipitation		Precipitation			GDD Base 50		
	High	Low	Avg	DFN	Total	Days	Total	DFN	Days	Total	DFN	
Upper Peninsula												
HANCOCK HOUGHTON COUNTY AP	78	45	61	9	1.71	3	18.38	3.46	55	1871	380	
IRONWOOD	81	47	61	9	1.85	5	21.89	1.37	61	1790	128	
CHATHAM EXPERIMENT FARM 2	83	41	62	8	1.42	4	23.34	4.74	65	1788	186	
PICKFORD 3NE	78	40	62	8	0.81	3	15.97	-1.74	51	1827	168	
Northwest LP												
BEULAH 7SSW	79	48	66	8	0.00	0	18.22	-2.30	63	2305	197	
FRANKFORT 2NE	72	49	64	7	0.03	1	17.67	-1.55	57	2252	242	
TRAVERSE CITY CHERRY CAPITAL AP	82	50	68	11	0.04	1	20.68	2.55	61	2483	426	
WELLSTON 1N	80	35	62	6	0.04	2	17.13	-2.70	68	2039	-76	
Northeast LP												
ALPENA COUNTY REGIONAL AP	80	39	62	7	0.35	1	21.49	4.91	63	2084	285	
GAYLORD 9SSW	77	46	62	9	1.32	2	23.89	4.58	71	1978	222	
GLENNIE 2SE	80	35	61	7	0.00	0	20.23	-0.44	52	1905	165	
HALE LOUD DAM	81	36	58	3	0.00	0	20.61	2.42	53	2106	175	
ONAWAY 4N	78	44	63	6	0.17	2	22.10	4.84	70	1969	-113	
West Central LP												
MUSKEGON COUNTY AP	78	45	65	6	0.05	1	19.52	1.54	57	2742	336	
Central LP												
GLADWIN	82	39	62	6	0.00	0	20.09	0.80	55	2341	184	
MIDLAND	80	49	67	8	0.00	0	19.62	0.69	61	2573	101	
East Central LP												
BAD AXE	80	40	62	5	0.00	0	16.14	-3.19	67	2338	193	
SAGINAW #3	82	39	63	4	0.00	0	19.14	-0.71	58	2642	161	
SAGINAW MBS INTL AP	81	44	66	8	0.00	0	19.86	1.24	57	2724	330	
VASSAR	82	34	61	4	0.00	0	16.10	-4.71	51	2068	-69	
Southwest LP												
BENTON HARBOR	82	47	65	4	0.00	0	16.93	-4.04	51	2757	65	
GRAND RAPIDS GERALD R FORD INTL AP	81	43	65	5	0.00	0	20.60	-1.75	63	2728	88	
HOLLAND TULIP CITY AP	79	45	63	3	0.01	1	18.54	-1.87	57	2671	19	
South Central LP												
COLDWATER ST SCHOOL	80	42	62	4	0.00	0	19.65	-3.05	46	2496	38	
HASTINGS	81	37	62	4	0.00	0	23.90	2.21	64	2476	163	
JACKSON REYNOLDS FIELD	81	41	63	4	0.00	0	19.51	0.12	53	2497	24	
LANSING CAPITAL CITY AP	80	43	65	6	0.04	1	20.77	1.69	58	2711	210	
THREE RIVERS	80	40	61	2	0.00	0	18.20	-4.56	59	2663	23	
Southeast LP												
ADRIAN 2 NNE	83	39	64	6	0.00	0	16.31	-5.18	49	2528	128	
ANN ARBOR U OF MICH	80	36	61	1	0.00	0	20.36	-0.40	60	2640	-81	
CHELSEA	82	38	62	5	0.00	0	22.30	3.16	59	2651	209	
FARMINGTON	80	42	61	3	0.00	0	21.25	2.26	49	2556	107	
MANCHESTER	82	39	62	3	0.00	0	19.23	-0.93	66	2644	204	
PORT HURON	82	49	66	6	0.00	0	19.31	-0.04	49	2765	240	

Note:

Summary based on NOAA Regional Climate Centers (RCCs) data. Climate normals used are for the 1981-2010 period. Precipitation (rain or melted snow/ice) in inches. Air temperature in degrees Fahrenheit.