



Minnesota Ag News – Crop Progress & Condition

Minnesota Field Office · 375 Jackson St, Ste 610 · St. Paul, MN 55101 (651) 728-3113

fax (855) 271-9802 · www.nass.usda.gov/mn

Cooperating with the Minnesota Department of Agriculture

May 30, 2023 - For Immediate Release

Media Contact: Dan Lofthus

Dry, warm weather gave Minnesota farmers 6.2 days suitable for fieldwork for the week ending May 28, 2023, according to the USDA’s National Agricultural Statistics Service. Fieldwork consisted of planting crops, spraying row crops, and cutting hay. Livestock were doing well with no issues reported.

Topsoil moisture supplies were rated 5 percent very short, 20 percent short, 68 percent adequate, and 7 percent surplus. **Subsoil moisture** supplies were rated 4 percent very short, 14 percent short, 75 percent adequate, and 7 percent surplus.

Corn planting reached 93 percent complete, 1 week ahead of last year and 6 days ahead of the 5-year average. Corn emergence reached 69 percent. Corn condition was 0 percent very poor, 2 percent poor, 18 percent fair, 68 percent good, and 12 percent excellent.

Soybean planting was 86 percent complete, 2 weeks ahead of last year and 8 days ahead of the 5-year average. Soybean emergence reached 44 percent.

Planting progress for **barley** reached 93 percent with 65 percent of the crop emerged.

Oats planted was at 94 percent with 70 percent emerged. Oat condition was 2 percent very poor, 3 percent poor, 21 percent fair, 68 percent good, and 6 percent excellent.

Spring wheat planting was nearly complete at 97 percent with 65 percent emerged.

Dry edible beans planting reached 67 percent with 19 percent emerged. **Potato** planting was at 83 percent, **sugarbeet** planting was complete at 100 percent, and **sunflower** planting reached 66 percent. The first cutting of **alfalfa hay** was at 19 percent.

All hay condition was rated 76 percent good to excellent, and **pasture condition** was rated 72 percent good to excellent.

Crop Condition as of May 28, 2023

Item	Very Poor	Poor	Fair	Good	Excellent
	(percent)	(percent)	(percent)	(percent)	(percent)
Corn	0	2	18	68	12
Hay, all	2	3	19	66	10
Oats	2	3	21	68	6
Pasture and range ...	2	3	23	65	7

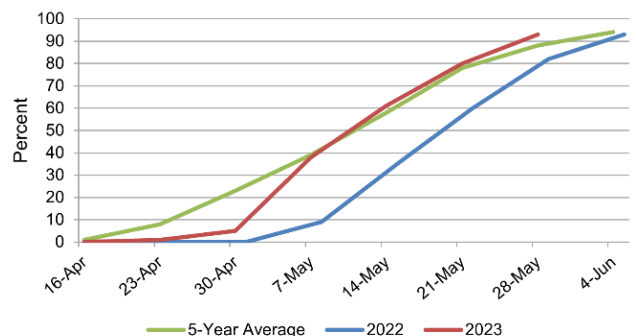
Crop Progress as of May 28, 2023

Item	This week	Last week	Last year	5-year avg
	(percent)	(percent)	(percent)	(percent)
Barley planted	93	66	44	84
Barley emerged	65	24	19	61
Corn planted	93	80	79	88
Corn emerged	69	44	39	62
Dry ed. beans planted	67	27	17	55
Dry ed. beans emerged	19	1	1	21
Hay, alfalfa, first cutting	19	2	5	8
Oats planted	94	77	75	90
Oats emerged	70	49	48	72
Potatoes planted	83	56	75	84
Soybeans planted	86	53	52	73
Soybeans emerged	44	19	18	38
Spring wheat planted	97	74	47	84
Spring wheat emerged	65	30	9	59
Sugarbeets planted	100	94	60	90
Sunflowers planted	66	29	6	59

Days Suitable for Fieldwork and Soil Moisture Condition as of May 28, 2023


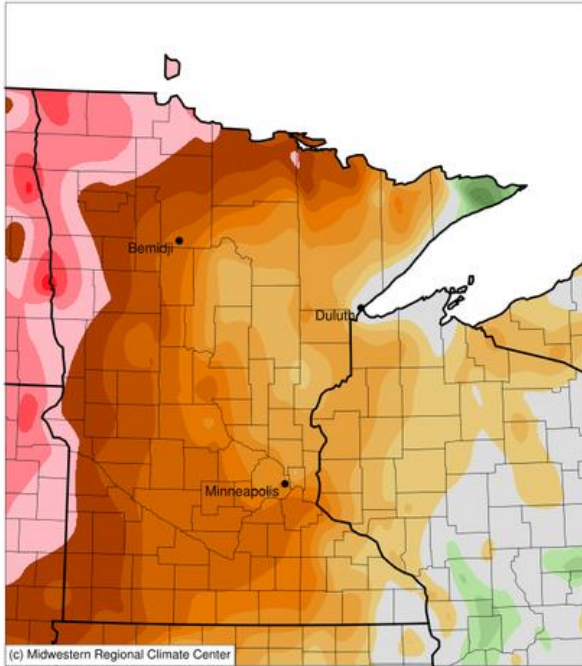
Item	This week	Last week	Last year
	(days)	(days)	(days)
Days suitable	6.2	4.2	5.0
	(percent)	(percent)	(percent)
Topsoil moisture			
Very short	5	3	0
Short	20	9	2
Adequate	68	68	70
Surplus	7	20	28
Subsoil moisture			
Very short	4	3	0
Short	14	9	5
Adequate	75	72	71
Surplus	7	16	24

Corn Planted - Minnesota



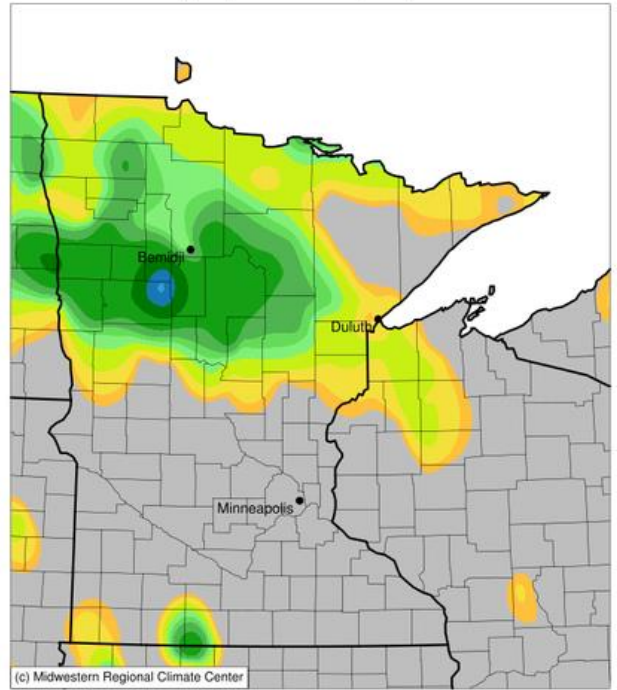
The complete report can be found on the USDA NASS website at www.nass.usda.gov/Publications.

Average Temperature (°F): Departure from 1991-2020 Normals
 May 22, 2023 to May 28, 2023



-6 -1 4 9 14
 Stations from the following networks used: WBAN, COOP, FAA, GHCN, ThreadEx, CoCoRaHS, WMO, ICAO, NWSLI, Midwest Regional Climate Center
 cli-MATE: MRCC Application Tools Environment
 Generated at: 5/30/2023 10:41:23 AM CDT

Accumulated Precipitation (in)
 May 22, 2023 to May 28, 2023



0.01 0.02 0.05 0.1 0.15 0.2 0.3 0.5 0.75 1 1.25 1.5 1.75
 Stations from the following networks used: WBAN, COOP, FAA, GHCN, ThreadEx, CoCoRaHS, WMO, ICAO, NWSLI, Midwest Regional Climate Center
 cli-MATE: MRCC Application Tools Environment
 Generated at: 5/30/2023 10:42:55 AM CDT