



# Minnesota Crop Progress & Condition

Minnesota Field Office · 375 Jackson St, Ste 610 · St. Paul, MN 55101 (651) 728-3113  
fax (855) 271-9802 · www.nass.usda.gov

Cooperating with the Minnesota Department of Agriculture

For the week ending September 6, 2020  
Issued September 8, 2020

Media Contact: Dan Lofthus

Rainfall slowed harvest progress in northern Minnesota during the week ending September 6, 2020, according to USDA's National Agricultural Statistics Service. There were **5.5 days suitable** for fieldwork. Other field activities included cutting hay, harvesting potatoes, sugarbeets, dry beans, and corn for silage.

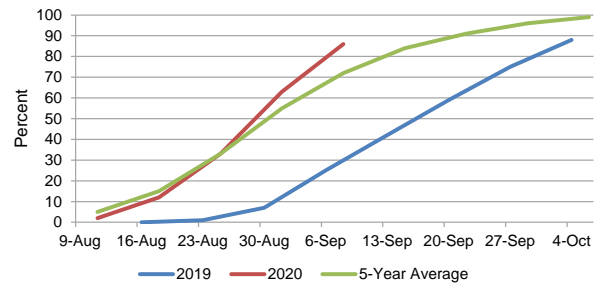
**Topsoil moisture** condition rated to 3% very short, 10% short, 77% adequate and 10% surplus. **Subsoil moisture** condition rated 3% very short, 11% short, 77% adequate and 9% surplus.

**Corn** had reached the dent stage or beyond on 86% of the acres, 22 days ahead of last year and 11 days ahead of the 5-year average. Corn was 23% mature, 24 days ahead of last year and 10 days ahead of average. Corn harvested for silage reached 44% complete, 24 days ahead of last year and 10 days ahead of normal. Corn condition dropped to 78% good to excellent, its lowest rating so far this year compared to last week's 79%. **Soybeans** were 64% turning color, 2 weeks ahead of last year and 6 days above average. Soybean acres were 15% dropping leaves, 10 days ahead of last year and 3 days above average. Soybean condition dropped to its lowest rating of the year to 79% good to excellent compared to last week's 80%.

**Spring wheat** acres were 94% harvested, 16 days ahead of last year and 2 days ahead of average. The **oat** harvest was 8 days ahead of last year and 2 days above average at 97% complete.

**Sunflower** condition increased to its best rating of the year at 76% good to excellent compared to last week's previous high of 75%. The **potato** harvest advanced 4 percentage points to 30% complete, 12 days ahead of last year and 3 days ahead of normal. Potato condition remained at 92% good to excellent. Eight percent of the **sugarbeet** acres have been harvested with condition remaining at 93% good to excellent. **Dry beans** dropping leaves was at 62%, the same as last year but 2 days behind average. The dry bean harvest has begun 2 days behind the average pace at 10% complete. Dry bean condition declined slightly to 82% good to excellent. **Barley** harvest reached 96%, up slightly from last week. **Pasture** condition increased slightly to 58% good to excellent.

Percent of Corn Dented - Minnesota  
For the First Week of September



## Crop Condition as of September 6, 2020

Item	Very poor (percent)	Poor (percent)	Fair (percent)	Good (percent)	Excellent (percent)
Corn.....	2	4	16	53	25
Dry beans.....	0	1	17	70	12
Pasture and range .....	3	7	32	51	7
Potatoes.....	0	1	7	61	31
Soybeans.....	1	4	16	59	20
Sugarbeets .....	1	2	4	40	53
Sunflowers .....	3	4	17	69	7

## Crop Progress as of September 6, 2020

Item	This week (percent)	Last Week (percent)	Last Year (percent)	5-yr Avg (percent)
Corn dented.....	86	63	37	68
Corn mature .....	23	3	1	6
Corn harvested for silage.....	44	15	4	15
Dry beans dropping leaves .....	62	42	62	68
Dry beans harvested.....	10	2	4	14
Oats harvested for grain .....	97	94	92	95
Potatoes harvested.....	30	26	18	27
Soybeans coloring .....	64	25	17	42
Soybeans dropping leaves.....	15	2	1	10
Spring wheat harvested .....	94	85	74	92
Sugarbeets harvested.....	8	6	7	6


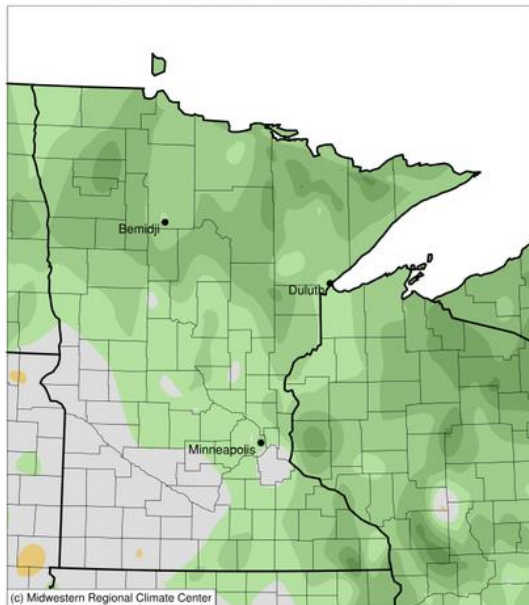
## Days Suitable for Fieldwork and Soil Moisture Condition as of September 6, 2020

Item	This week (days)	Last Week (days)	Last Year (days)
Days suitable .....	5.5	5.5	4.7
	(percent)	(percent)	(percent)
Topsoil moisture			
Very short .....	3	3	0
Short .....	10	11	10
Adequate .....	77	77	82
Surplus .....	10	9	8
Subsoil moisture			
Very short .....	3	3	0
Short .....	11	11	7
Adequate .....	77	78	84
Surplus .....	9	8	9

# Minnesota Temperatures and Precipitation for the week ending September 6, 2020

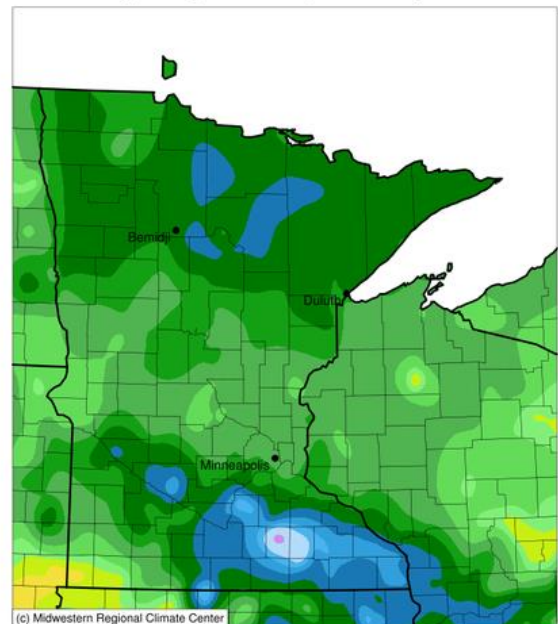
Maps from the *Midwestern Regional Climate Center* reflect data collected from 7:00 A.M. Central Time on August 31, 2020, through 7:00 A.M. Central Time on September 6, 2020.

**Average Temperature (°F): Departure from 1981-2010 Normals**  
August 31, 2020 to September 06, 2020



Stations from the following networks used: WBAN, COOP, FAA, GHCN, ThreadEx, CoCoRaHS, WMO, ICAO, NWSLI,  
Midwestern Regional Climate Center  
cli-MATE: MRCC Application Tools Environment  
Generated at: 9/8/2020 6:39:50 AM CDT

**Accumulated Precipitation (in)**  
August 31, 2020 to September 06, 2020



Stations from the following networks used: WBAN, COOP, FAA, GHCN, ThreadEx, CoCoRaHS, WMO, ICAO, NWSLI,  
Midwestern Regional Climate Center  
cli-MATE: MRCC Application Tools Environment  
Generated at: 9/8/2020 6:36:05 AM CDT

National Weather Service data, courtesy of the Minnesota Department of Natural Resources State Climatology Office, is available at:

Growing Degree Days can be found at <https://mygeohub.org/groups/u2u/gdd>

Temperature and Precipitation Maps, courtesy of the Midwestern Regional Climate Center, are available at: <http://mrcc.isws.illinois.edu/CLIMATE/>