



Minnesota Ag News – Crop Progress & Condition

Minnesota Field Office · 375 Jackson St, Ste 610 · St. Paul, MN 55101 (651) 728-3113

fax (855) 271-9802 · www.nass.usda.gov/mn

Cooperating with the Minnesota Department of Agriculture

May 23, 2022

Media Contact: Dan Lofthus

Moderate weather conditions allowed farmers 3.7 days suitable for fieldwork during the week ending May 22, 2022, according to USDA’s National Agricultural Statistics Service. An excess of moisture in the ground continued to delay fieldwork in many locations.

Topsoil moisture supplies were rated 0 percent very short, 2 percent short, 60 percent adequate, and 38 percent surplus. **Subsoil moisture** supplies were rated 0 percent very short, 5 percent short, 64 percent adequate, and 31 percent surplus.

Corn planting reached 60 percent complete, 20 days behind last year and 10 days behind the 5-year average. Corn emergence reached 24 percent. **Soybean** planting was 32 percent complete, 18 days behind last year and 11 days behind the 5-year average. Soybean emergence reached 7 percent.

Planting progress for **spring wheat** is at 11 percent, **oats** at 59 percent, **barley** at 23 percent, **dry edible beans** at 2 percent, **potatoes** at 57 percent, and **sugarbeets** at 27 percent. **Alfalfa hay** first cutting is at 1 percent.

All hay condition was rated at 6 percent very poor, 8 percent poor, 30 percent fair, 47 percent good, and 9 percent excellent. **Pasture condition** was rated at 7 percent very poor, 11 percent poor, 35 percent fair, 40 percent good, and 7 percent excellent.

Crop Condition as of May 22, 2022

Item	Very Poor	Poor	Fair	Good	Excellent
	(percent)	(percent)	(percent)	(percent)	(percent)
Hay, all	6	8	30	47	9
Pasture and range ..	7	11	35	40	7

Crop Progress as of May 22, 2022

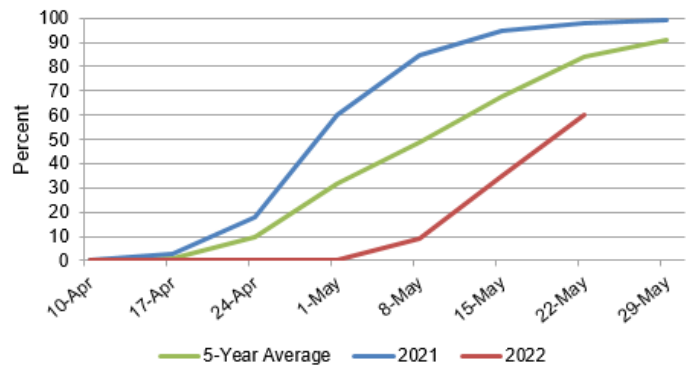
Item	This week	Last week	Last year	5-year avg
	(percent)	(percent)	(percent)	(percent)
Barley planted	23	16	95	89
Barley emerged	11	3	83	56
Corn planted	60	35	98	86
Corn emerged	24	2	72	51
Oats planted	59	44	97	90
Oats emerged	36	18	84	68
Potatoes planted	57	36	86	82
Soybeans planted	32	11	96	68
Soybeans emerged	7	0	43	22
Sugarbeets planted	27	8	100	94
Wheat, spring, planted	11	5	100	90

(NA) Not available.

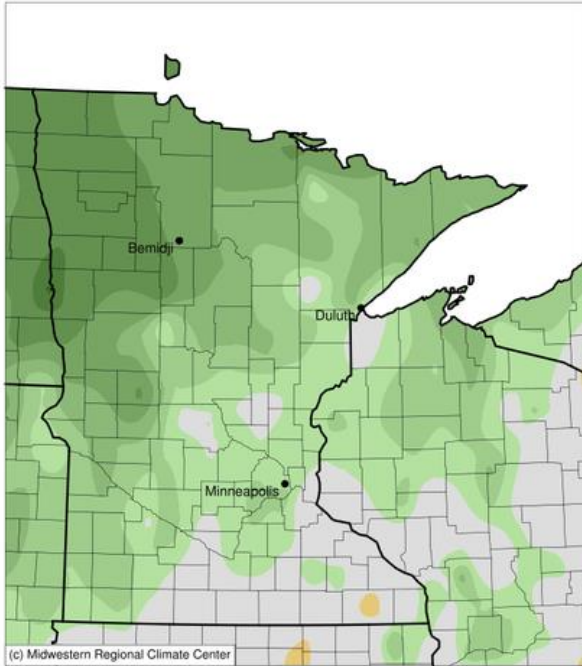
Days Suitable for Fieldwork and Soil Moisture Condition as of May 22, 2022

Item	This week	Last week	Last year
	(days)	(days)	(days)
Days suitable	3.7	2.4	4.9
	(percent)	(percent)	(percent)
Topsoil moisture			
Very short	0	0	5
Short	2	1	27
Adequate	60	64	66
Surplus	38	35	2
Subsoil moisture			
Very short	0	0	8
Short	5	9	28
Adequate	64	64	62
Surplus	31	27	2

Corn Planted - Minnesota

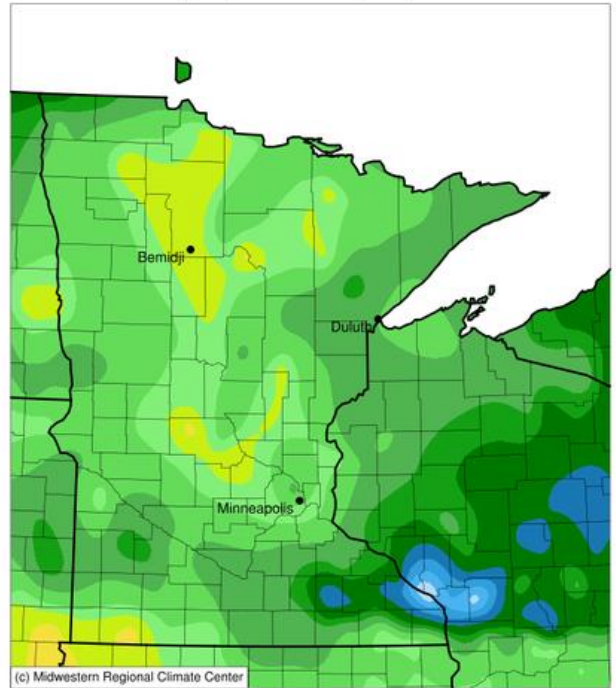


Average Temperature (°F): Departure from 1991-2020 Normals
 May 16, 2022 to May 22, 2022



-8 -3 2
 Stations from the following networks used: WBAN, COOP, FAA, GHCN, ThreadEx, CoCoRaHS, WMO, ICAO, NWSLI, Midwest Regional Climate Center
 cli-MATE: MRCC Application Tools Environment
 Generated at: 5/23/2022 10:33:11 AM CDT

Accumulated Precipitation (in)
 May 16, 2022 to May 22, 2022



0.01 0.05 0.1 0.2 0.3 0.5 0.75 1 1.5 2 2.5 3 4
 Stations from the following networks used: WBAN, COOP, FAA, GHCN, ThreadEx, CoCoRaHS, WMO, ICAO, NWSLI, Midwest Regional Climate Center
 cli-MATE: MRCC Application Tools Environment
 Generated at: 5/23/2022 10:33:55 AM CDT