



Minnesota Ag News – Crop Progress & Condition

Minnesota Field Office · 375 Jackson St, Ste 610 · St. Paul, MN 55101 (651) 728-3113

fax (855) 271-9802 · www.nass.usda.gov/mn

Cooperating with the Minnesota Department of Agriculture

August 15, 2022

Media Contact: Dan Lofthus

Minnesota had 5.6 days suitable for fieldwork for the week ending August 14, 2022, according to the USDA's National Agricultural Statistics Service. Reporters noted that row crops were looking better after recent rainfall.

Topsoil moisture supplies were rated 7 percent very short, 21 percent short, 67 percent adequate, and 5 percent surplus. **Subsoil moisture** supplies were rated 5 percent very short, 19 percent short, 73 percent adequate, and 3 percent surplus.

Corn silking was at 97 percent. Corn dough reached 44 percent, 6 days behind the 5-year average. Corn condition was 2 percent very poor, 5 percent poor, 27 percent fair, 54 percent good, and 12 percent excellent. **Soybeans** blooming or beyond reached 96 percent. Soybeans setting pods reached 77 percent, one week behind average. Soybean condition was 1 percent very poor, 4 percent poor, 28 percent fair, 57 percent good, and 10 percent excellent.

Oats were 95 percent coloring and 47 percent harvested. Oat condition was 2 percent very poor, 5 percent poor, 29 percent fair, 53 percent good, and 11 percent excellent. **Spring wheat** was 91 percent coloring and 12 percent harvested. Spring wheat condition was 0 percent very poor, 0 percent poor, 20 percent fair, 76 percent good, and 4 percent excellent. **Barley** was 96 percent coloring and 13 percent harvested. Barley condition was 0 percent very poor, 1 percent poor, 35 percent fair, 59 percent good, and 5 percent excellent.

Dry edible beans were 91 percent setting pods. Dry edible bean condition was 0 percent very poor, 2 percent poor, 27 percent fair, 63 percent good, and 8 percent excellent. **Sunflower** condition was 0 percent very poor, 0 percent poor, 16 percent fair, 81 percent good, and 3 percent excellent. **Alfalfa hay** second cutting was at 92 percent.

Potato harvest was 3 percent complete. Potato condition was 0 percent very poor, 0 percent poor, 4 percent fair, 69 percent good, and 27 percent excellent. **Sugarbeet** condition was 2 percent very poor, 2 percent poor, 22 percent fair, 18 percent good, and 56 percent excellent.

All hay condition was rated at 2 percent very poor, 5 percent poor, 22 percent fair, 55 percent good, and 16 percent excellent. **Pasture condition** was rated at 3 percent very poor, 10 percent poor, 25 percent fair, 50 percent good, and 12 percent excellent.

Crop Condition as of August 14, 2022

Item	Very Poor	Poor	Fair	Good	Excellent
	(percent)	(percent)	(percent)	(percent)	(percent)
Barley	0	1	35	59	5
Corn	2	5	27	54	12
Dry edible beans	0	2	27	63	8
Hay, all	2	5	22	55	16
Oats	2	5	29	53	11
Pasture and range ..	3	10	25	50	12
Potatoes	0	0	4	69	27
Soybeans	1	4	28	57	10
Sugarbeets	2	2	22	18	56
Sunflowers	0	0	16	81	3
Wheat, spring	0	0	20	76	4

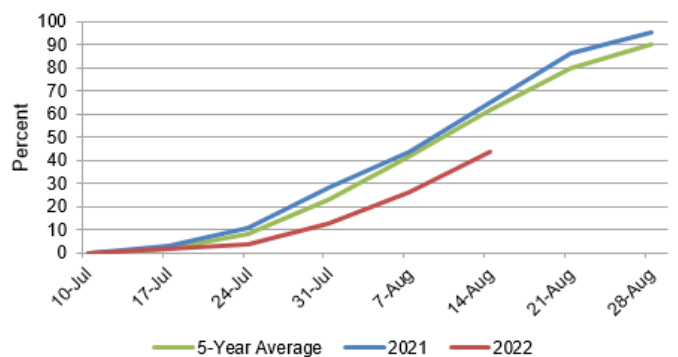
Crop Progress as of August 14, 2022

Item	This week	Last week	Last year	5-year avg
	(percent)	(percent)	(percent)	(percent)
Barley coloring	96	75	100	100
Barley harvested	13	7	91	63
Corn silking	97	90	100	99
Corn dough	44	26	62	61
Dry ed. beans setting pods	91	72	98	92
Hay, alfalfa, second cutting	92	87	92	95
Oats coloring	95	85	100	100
Oats harvested for grain	47	30	84	62
Soybeans blooming	96	91	98	98
Soybeans setting pods	77	60	90	89
Wheat, spring, coloring	91	70	100	100
Wheat, spring, harvested	12	2	90	42

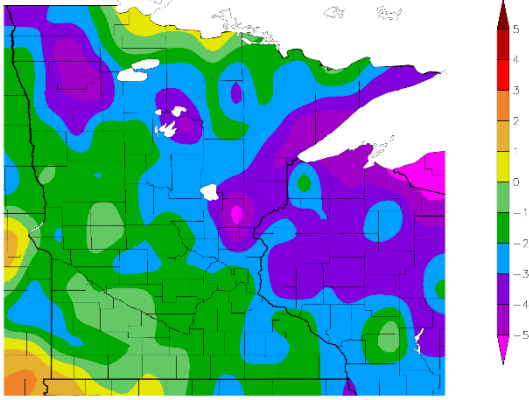
Days Suitable for Fieldwork and Soil Moisture Condition as of August 14, 2022

Item	This week	Last week	Last year
	(days)	(days)	(days)
Days suitable	5.6	5.7	6.4
	(percent)	(percent)	(percent)
Topsoil moisture			
Very short	7	9	46
Short	21	19	38
Adequate	67	63	16
Surplus	5	9	0
Subsoil moisture			
Very short	5	6	43
Short	19	17	41
Adequate	73	74	16
Surplus	3	3	0

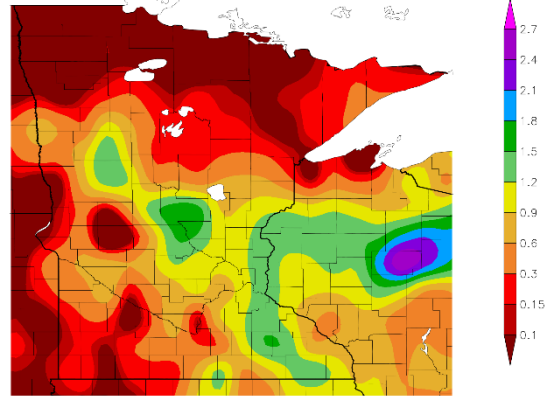
Corn Dough - Minnesota



Departure from Normal Temperature (F)
8/8/2022 - 8/14/2022



Precipitation (in)
8/8/2022 - 8/14/2022



Generated 8/15/2022 at HPRCC using provisional data.

NOAA Regional Climate Centers

Generated 8/15/2022 at HPRCC using provisional data.

NOAA Regional Climate Centers