



# Minnesota Ag News – Crop Progress & Condition

Minnesota Field Office · 375 Jackson St, Ste 610 · St. Paul, MN 55101 (651) 728-3113

fax (855) 271-9802 · www.nass.usda.gov/mn

Cooperating with the Minnesota Department of Agriculture

October 11, 2022

Media Contact: Dan Lofthus

Minnesota had 6.4 days suitable for fieldwork for the week ending October 9, 2022, according to the USDA’s National Agricultural Statistics Service. Fall harvest is well underway and the weather thus far has been mostly cooperative.

**Topsoil moisture** supplies were rated 10 percent very short, 34 percent short, 54 percent adequate, and 2 percent surplus. **Subsoil moisture** supplies were rated 10 percent very short, 31 percent short, 57 percent adequate, and 2 percent surplus.

**Corn** mature or beyond was at 92 percent. Corn harvested for grain was at 14 percent, two days behind the 5-year average. Corn condition was 3 percent very poor, 7 percent poor, 28 percent fair, 49 percent good, and 13 percent excellent. **Corn for silage** was 94 percent harvested.

**Soybeans** dropping leaves or beyond was at 96 percent. Soybeans harvested was at 63 percent, five days behind last year but just over a week ahead of the 5-year average. Soybean condition was 2 percent very poor, 6 percent poor, 28 percent fair, 52 percent good, and 12 percent excellent.

**Dry edible beans** were 98 percent dropping leaves and 83 percent harvested. **Sunflowers** were 11 percent harvested. Sunflower condition was 0 percent very poor, 0 percent poor, 20 percent fair, 70 percent good, and 10 percent excellent.

**Potato** harvest was 93 percent complete. **Sugarbeet** harvest was 32 percent complete. Sugarbeet condition was 1 percent very poor, 2 percent poor, 19 percent fair, 22 percent good, and 56 percent excellent.

**Pasture condition** was rated 6 percent very poor, 14 percent poor, 25 percent fair, 45 percent good, and 10 percent excellent.

## Crop Condition as of October 9, 2022

Item	Very Poor	Poor	Fair	Good	Excellent
	(percent)	(percent)	(percent)	(percent)	(percent)
Corn .....	3	7	28	49	13
Pasture and range ..	6	14	25	45	10
Soybeans .....	2	6	28	52	12
Sugarbeets .....	1	2	19	22	56
Sunflowers .....	0	0	20	70	10

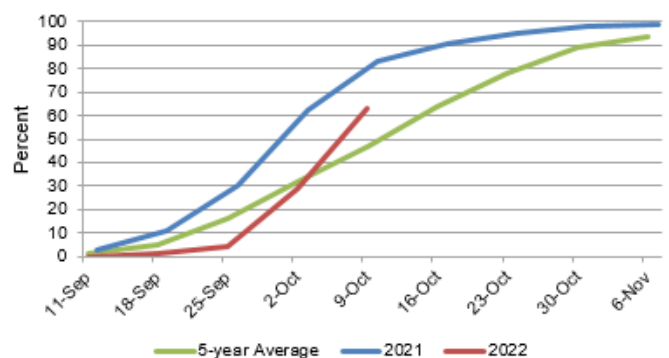
## Crop Progress as of October 9, 2022

Item	This week	Last week	Last year	5-year avg
	(percent)	(percent)	(percent)	(percent)
Corn mature .....	92	75	96	84
Corn harvested for grain .....	14	5	34	17
Corn harvested for silage .....	94	85	100	89
Dry ed. beans drop leaves .....	98	92	100	100
Dry ed. beans harvested .....	83	76	91	86
Potatoes harvested .....	93	83	81	84
Soybeans dropping leaves .....	96	86	98	94
Soybeans harvested .....	63	29	80	47
Sugarbeets harvested .....	32	13	17	41
Sunflowers harvested .....	11	0	31	18

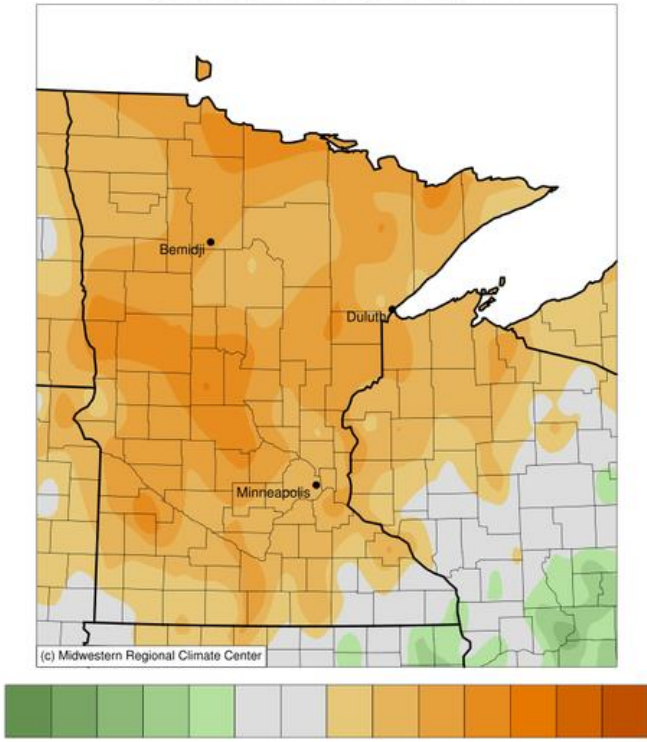
## Days Suitable for Fieldwork and Soil Moisture Condition as of October 9, 2022

Item	This week	Last week	Last year
	(days)	(days)	(days)
Days suitable .....	6.4	6.3	5.4
	(percent)	(percent)	(percent)
Topsoil moisture			
Very short .....	10	8	4
Short .....	34	29	21
Adequate .....	54	61	70
Surplus .....	2	2	5
Subsoil moisture			
Very short .....	10	8	11
Short .....	31	26	36
Adequate .....	57	64	51
Surplus .....	2	2	2

Soybeans Harvested - Minnesota

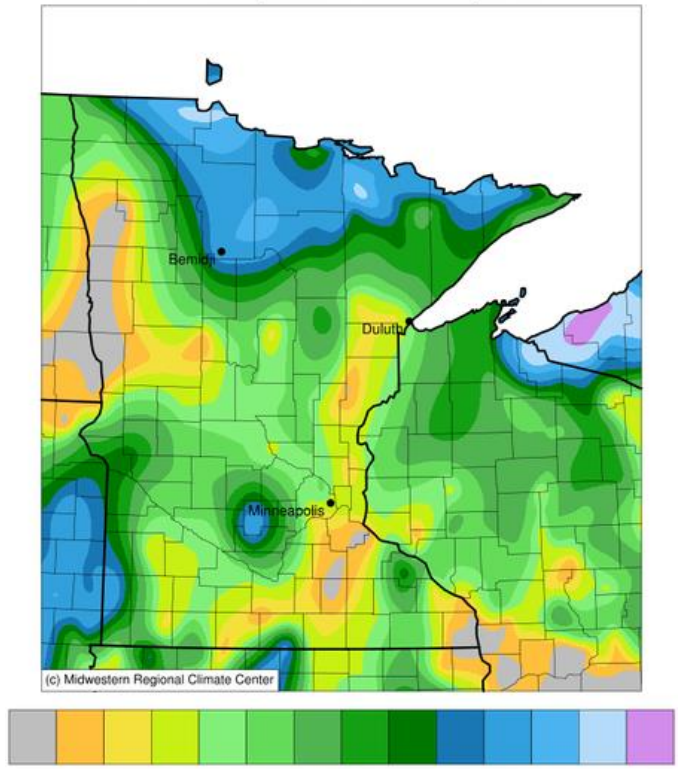


**Average Temperature (°F): Departure from 1991-2020 Normals**  
 October 03, 2022 to October 09, 2022



Stations from the following networks used: WBAN, COOP, FAA, GHCN, ThreadEx, CoCoRaHS, WMO, ICAO, NWSLI,  
 Midwestern Regional Climate Center  
 cli-MATE: MRCC Application Tools Environment  
 Generated at: 10/11/2022 10:40:40 AM CDT

**Accumulated Precipitation (in)**  
 October 03, 2022 to October 09, 2022



Stations from the following networks used: WBAN, COOP, FAA, GHCN, ThreadEx, CoCoRaHS, WMO, ICAO, NWSLI,  
 Midwestern Regional Climate Center  
 cli-MATE: MRCC Application Tools Environment  
 Generated at: 10/11/2022 10:41:40 AM CDT