



Minnesota Ag News – Crop Progress & Condition

Minnesota Field Office · 375 Jackson St, Ste 610 · St. Paul, MN 55101 (651) 728-3113

fax (855) 271-9802 · www.nass.usda.gov/mn

Cooperating with the Minnesota Department of Agriculture

October 31, 2022

Media Contact: Dan Lofthus

Minnesota had **6.2 days suitable for fieldwork** for the week ending October 30, 2022, according to the USDA’s National Agricultural Statistics Service. Average temperatures were five-to-ten degrees higher than normal over most of the state.

Topsoil moisture supplies were rated 21 percent very short, 33 percent short, 45 percent adequate, and 1 percent surplus. **Subsoil moisture** supplies were rated 17 percent very short, 35 percent short, 47 percent adequate, and 1 percent surplus.

Corn harvested for grain was at 80 percent, on pace with last year and about ten days ahead of the 5-year average. Corn moisture content of grain at harvest averaged 17 percent. **Sunflowers** were 55 percent harvested, about ten days behind last year and six days behind the 5-year average.

Pasture condition was rated 8 percent very poor, 15 percent poor, 38 percent fair, 36 percent good, and 3 percent excellent.

Crop Condition as of October 30, 2022

Item	Very Poor	Poor	Fair	Good	Excellent
	(percent)	(percent)	(percent)	(percent)	(percent)
Pasture and range ..	8	15	38	36	3

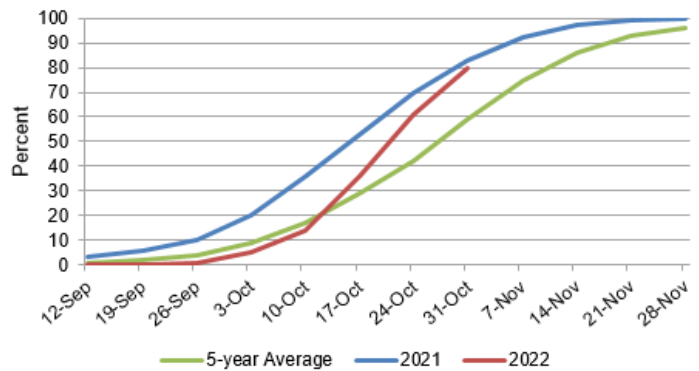
Crop Progress as of October 30, 2022

Item	This week	Last week	Last year	5-year avg
	(percent)	(percent)	(percent)	(percent)
Corn harvested for grain	80	61	81	59
Sunflowers harvested	55	35	91	72


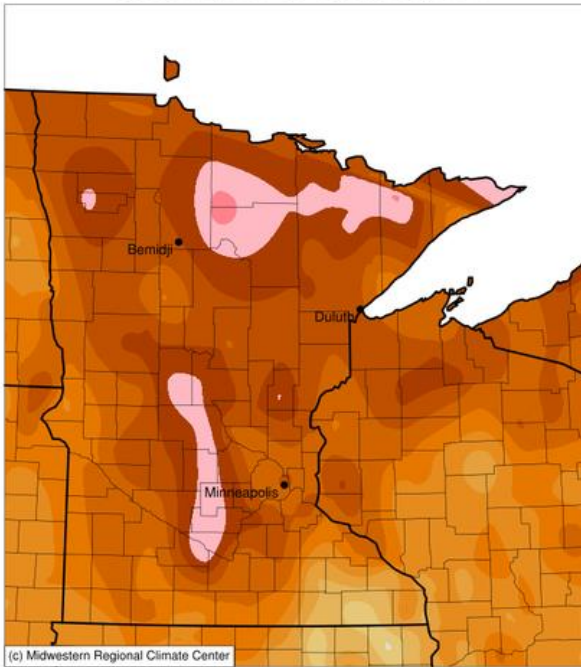
Days Suitable for Fieldwork and Soil Moisture Condition as of October 30, 2022

Item	This week	Last week	Last year
	(days)	(days)	(days)
Days suitable	6.2	6.5	4.3
	(percent)	(percent)	(percent)
Topsoil moisture			
Very short	21	18	4
Short	33	36	16
Adequate	45	45	71
Surplus	1	1	9
Subsoil moisture			
Very short	17	15	8
Short	35	36	28
Adequate	47	48	60
Surplus	1	1	4

Corn for Grain Harvested - Minnesota

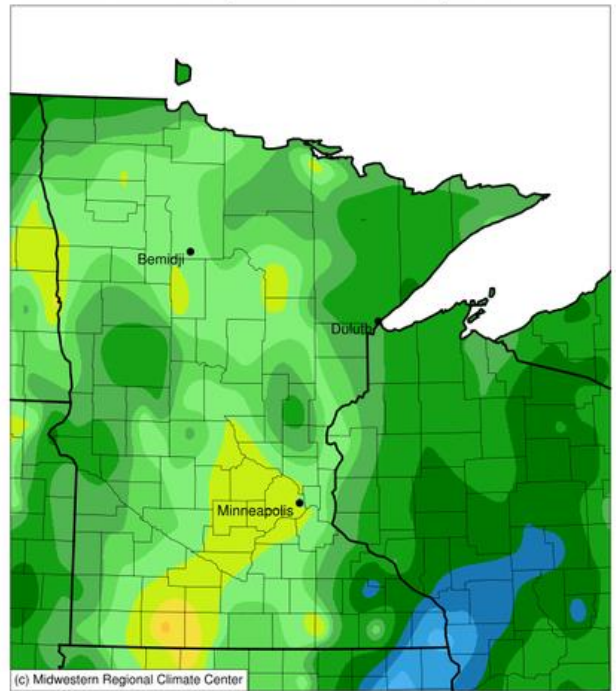


Average Temperature (°F): Departure from 1991-2020 Normals
 October 24, 2022 to October 30, 2022



Stations from the following networks used: WBAN, COOP, FAA, GHCN, ThreadEx, CoCoRaHS, WMO, ICAO, NWSLI,
 Midwestern Regional Climate Center
 cli-MATE: MRCC Application Tools Environment
 Generated at: 10/31/2022 10:36:12 AM CDT

Accumulated Precipitation (in)
 October 24, 2022 to October 30, 2022



Stations from the following networks used: WBAN, COOP, FAA, GHCN, ThreadEx, CoCoRaHS, WMO, ICAO, NWSLI,
 Midwestern Regional Climate Center
 cli-MATE: MRCC Application Tools Environment
 Generated at: 10/31/2022 10:37:30 AM CDT