



Minnesota Ag News – Crop Progress & Condition

Minnesota Field Office · 375 Jackson St, Ste 610 · St. Paul, MN 55101 (651) 728-3113

fax (855) 271-9802 · www.nass.usda.gov/mn

Cooperating with the Minnesota Department of Agriculture

May 28, 2024 - For Immediate Release

Media Contact: Dan Lofthus

Minnesota experienced rain over the majority of last week resulting in **2.4 days suitable for fieldwork** the week ending May 26, 2024, according to the USDA’s National Agricultural Statistics Service. Fieldwork included planting when feasible. Livestock were doing well with no issues reported.

Topsoil moisture supplies were rated 0 percent very short, 5 percent short, 64 percent adequate, and 31 percent surplus. **Subsoil moisture** supplies were rated 1 percent very short, 8 percent short, 69 percent adequate, and 22 percent surplus.

Corn planted was at 89 percent, equal to last year but 3 days ahead of the 5-year average. Corn emerged was at 58 percent. Corn condition was rated 75 percent good to excellent. **Soybeans** planted reached 72 percent, 1 day behind last year but 2 days ahead of the 5-year average. Thirty-one percent of the soybean crop had emerged.

Barley planted was at 90 percent with the crop 73 percent emerged and 20 percent jointing. Condition of the barley crop rated 85 percent good to excellent.

Oats planted was at 95 percent, with 80 percent emerged and 30 percent jointing. Oats condition rated 82 percent good to excellent.

Spring wheat planted was 96 percent with 82 percent emerged and 30 percent jointing. Spring wheat condition rated 82 percent good to excellent.

Dry edible beans planted were at 39 percent with 7 percent emerged. The first cutting of **alfalfa hay** reached 5 percent. **Potatoes** planted were at 89 percent. **Sunflowers** planted reached 50 percent.

All hay condition was rated 62 percent good to excellent and **pasture** condition was rated 63 percent good to excellent. **Sugarbeet** condition was rated 97 percent good to excellent.

Crop Condition as of May 26, 2024

Item	Very Poor	Poor	Fair	Good	Excellent
	(percent)	(percent)	(percent)	(percent)	(percent)
Barley	0	1	14	76	9
Corn	0	2	23	66	9
Hay, all	1	5	32	46	16
Oats	0	1	17	67	15
Pasture and range ...	1	4	32	44	19
Spring wheat	0	0	18	73	9
Sugarbeets	0	0	3	20	77

Crop Progress as of May 26, 2024

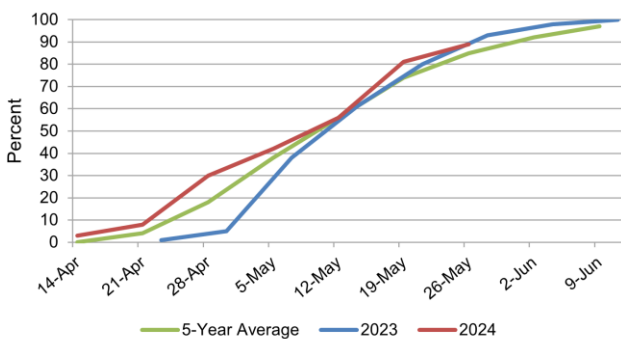
Item	This week	Last week	Last year	5-year avg
	(percent)	(percent)	(percent)	(percent)
Barley planted	90	86	85	81
Barley emerged	73	51	53	54
Barley jointing	20	2	0	9
Corn planted	89	81	89	85
Corn emerged	58	38	62	56
Dry ed. beans planted	39	20	56	49
Dry ed. beans emerged	7	(NA)	14	18
Hay, alfalfa, first cutting	5	3	14	7
Oats planted	95	91	89	87
Oats emerged	80	68	64	67
Oats jointing	30	19	3	17
Potatoes planted	89	80	75	80
Soybeans planted	72	51	77	69
Soybeans emerged	31	15	37	34
Spring wheat planted	96	91	90	80
Spring wheat emerged	82	67	55	53
Spring wheat jointing	30	12	0	8
Sunflowers planted	50	23	55	51

(NA) Not available.

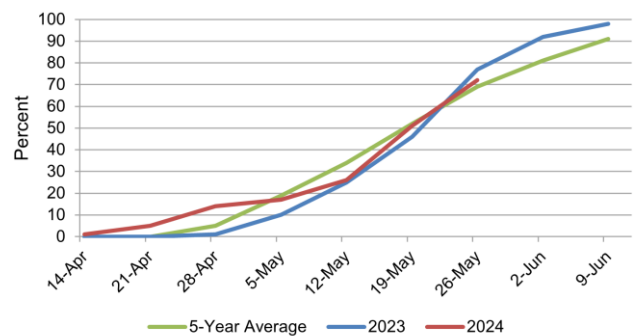
Days Suitable for Fieldwork and Soil Moisture Condition as of May 26, 2024

Item	This week	Last week	Last year
	(days)	(days)	(days)
Days suitable	2.4	4.8	6.2
	(percent)	(percent)	(percent)
Topsoil moisture			
Very short	0	1	5
Short	5	7	20
Adequate	64	74	68
Surplus	31	18	7
Subsoil moisture			
Very short	1	2	4
Short	8	11	14
Adequate	69	70	75
Surplus	22	17	7

Corn Planted - Minnesota



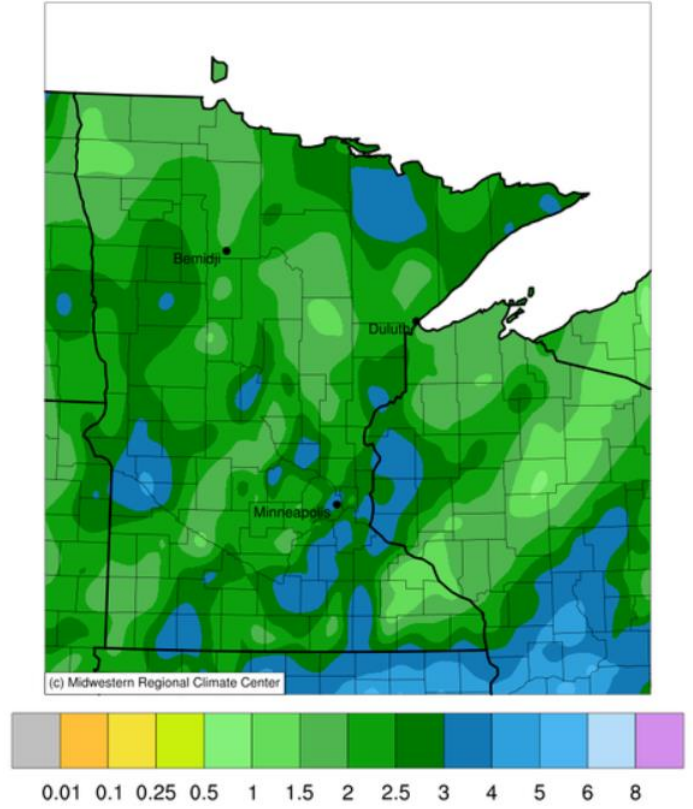
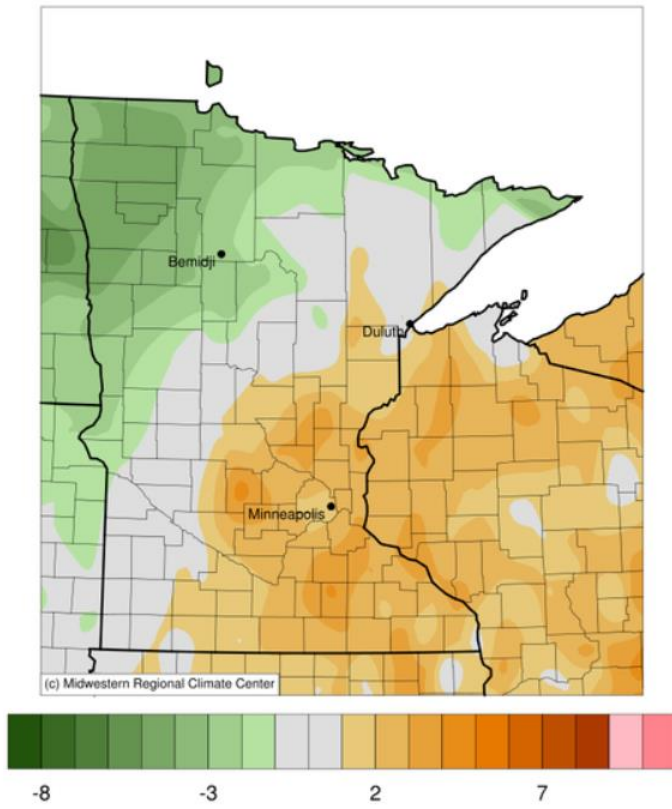
Soybeans Planted - Minnesota



The complete report can be found on the USDA NASS website at www.nass.usda.gov/Publications.

Average Temperature (°F): Departure from 1991-2020 Normals
May 20, 2024 to May 26, 2024

Accumulated Precipitation (in)
May 20, 2024 to May 26, 2024



Temperature and Precipitation Maps, courtesy of the Midwestern Regional Climate Center, are available at: <https://mrcc.purdue.edu/CLIMATE/>