



# Minnesota Ag News – Crop Progress & Condition

Minnesota Field Office · 375 Jackson St, Ste 610 · St. Paul, MN 55101 (651) 728-3113

fax (855) 271-9802 · [www.nass.usda.gov/mn](http://www.nass.usda.gov/mn)

Cooperating with the Minnesota Department of Agriculture

August 26, 2024 - For Immediate Release

Media Contact: Dan Lofthus

Minnesota farmers averaged 5.4 days suitable for fieldwork the week ending August 25, 2024, according to the USDA’s National Agricultural Statistics Service. Fieldwork included chopping corn for silage and harvest of small grains, sugarbeets, and potatoes.

**Topsoil moisture** supplies were rated 1 percent very short, 9 percent short, 79 percent adequate, and 11 percent surplus. **Subsoil moisture** supplies were rated 1 percent very short, 5 percent short, 83 percent adequate, and 11 percent surplus.

**Corn** reaching the dough stage was at 78 percent, 11 days behind last year and 3 days behind average. Corn in the dent stage reached 19 percent and 5 percent of the crop was mature. Corn condition was 60 percent good to excellent. **Corn for silage** harvest reached 6 percent.

**Soybeans** setting pods reached 89 percent, 8 days behind both last year and the average. Soybeans coloring reached 5 percent. Condition of the crop was 63 percent good to excellent.

**Barley** harvest reached 57 percent. Condition of the barley crop remained 80 percent good to excellent. **Oats** harvested reached 74 percent. **Spring wheat** harvest was 54 percent complete. Condition of the crop was rated 83 percent good to excellent.

**Dry edible beans** were 98 percent blooming, 86 percent setting pods, and dropping leaves was at 9 percent. Dry edible bean condition was 73 percent good to excellent. **Potato** harvest reached 9 percent with condition of the crop rating 93 percent good to excellent. **Sugarbeet** harvest reached 3 percent, and condition remained 80 percent good to excellent. **Sunflower** condition was rated at 71 percent good to excellent.

The second cutting of **alfalfa hay** reached 94 percent.

## Crop Condition as of August 25, 2024

Item	Very Poor	Poor	Fair	Good	Excellent
	(percent)	(percent)	(percent)	(percent)	(percent)
Barley .....	0	3	17	71	9
Corn .....	2	8	30	48	12
Dry edible beans .....	1	3	23	67	6
Pasture and range ...	1	4	21	57	17
Potatoes .....	1	1	5	66	27
Soybeans .....	1	8	28	54	9
Spring wheat .....	2	5	10	67	16
Sugarbeets .....	4	4	12	19	61
Sunflowers .....	0	1	28	66	5

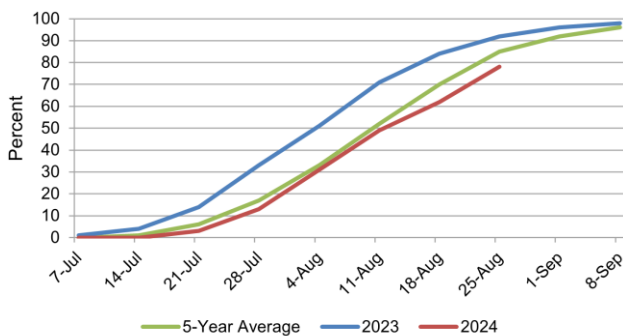
## Crop Progress as of August 25, 2024

Item	This week	Last week	Last year	5-year avg
	(percent)	(percent)	(percent)	(percent)
Barley harvested .....	57	30	62	73
Corn dough .....	78	62	92	85
Corn dented .....	19	6	46	30
Corn mature .....	5	1	1	1
Corn harvested for silage .....	6	4	10	8
Dry ed. beans blooming .....	98	94	100	100
Dry ed. beans setting pods .....	86	79	96	98
Dry ed. beans drop leaves .....	9	3	40	29
Hay, alfalfa, second cutting .....	94	91	99	98
Oats harvested for grain .....	74	56	81	82
Potatoes harvested .....	9	6	13	15
Soybeans setting pods .....	89	78	96	95
Soybeans coloring .....	5	1	21	14
Spring wheat harvested .....	54	31	52	59

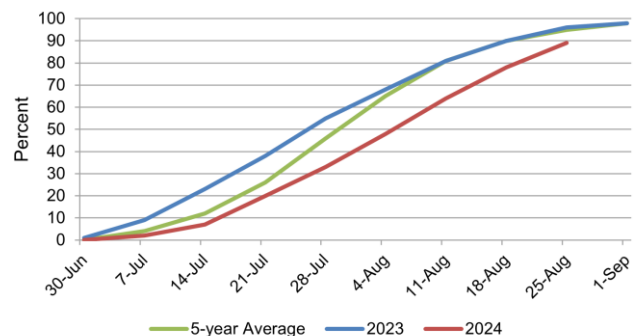
## Days Suitable for Fieldwork and Soil Moisture Condition as of August 25, 2024

Item	This week	Last week	Last year
	(days)	(days)	(days)
Days suitable .....	5.4	4.8	6.3
	(percent)	(percent)	(percent)
Topsoil moisture			
Very short .....	1	1	21
Short .....	9	8	39
Adequate .....	79	76	40
Surplus .....	11	15	0
Subsoil moisture			
Very short .....	1	1	18
Short .....	5	5	44
Adequate .....	83	79	38
Surplus .....	11	15	0

Corn Dough - Minnesota



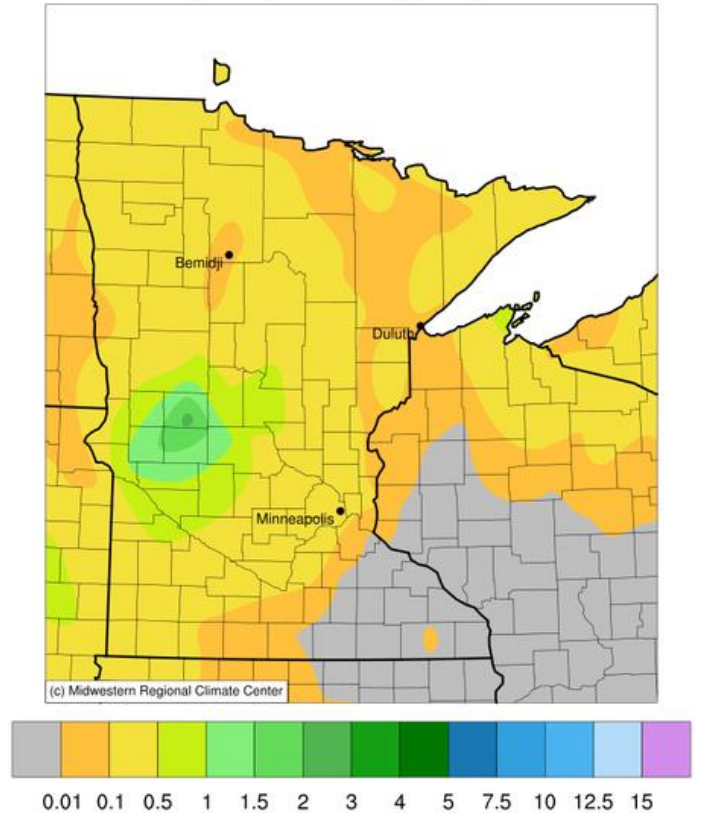
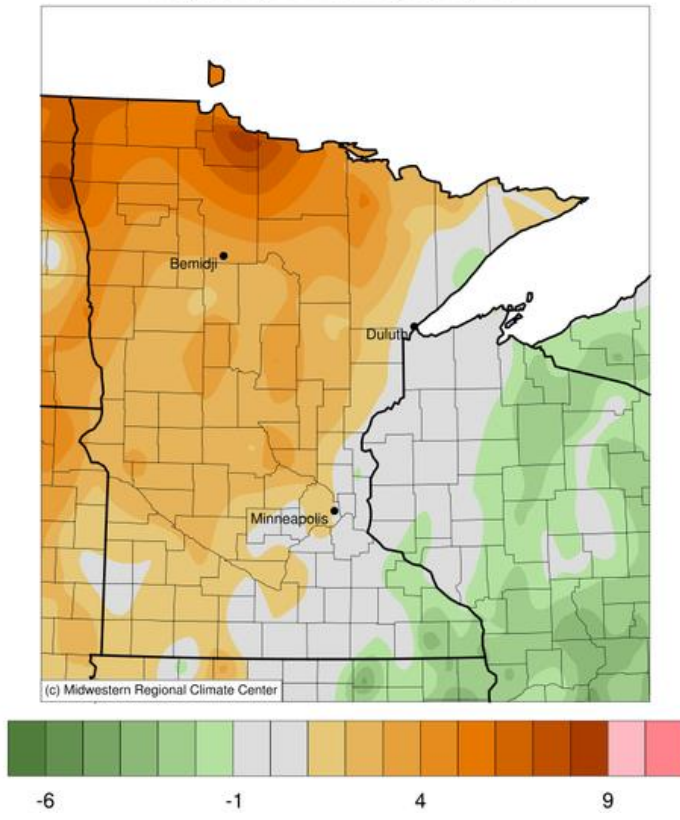
Soybeans Setting Pods - Minnesota



The complete report can be found on the USDA NASS website at [www.nass.usda.gov/Publications](http://www.nass.usda.gov/Publications).

**Average Temperature (°F): Departure from 1991-2020 Normals**  
August 19, 2024 to August 25, 2024

**Accumulated Precipitation (in)**  
August 19, 2024 to August 25, 2024



Temperature and Precipitation Maps, courtesy of the Midwestern Regional Climate Center, are available at:  
<https://mrcc.purdue.edu/CLIMATE/>