



Minnesota Ag News – Crop Progress & Condition

Minnesota Field Office · 375 Jackson St, Ste 610 · St. Paul, MN 55101 (651) 728-3113

fax (855) 271-9802 · www.nass.usda.gov/mn

Cooperating with the Minnesota Department of Agriculture

September 30, 2024 - For Immediate Release

Media Contact: Dan Lofthus

Above average temperatures and little rain allowed Minnesota farmers most of the week in their fields with an average of **6.7 days suitable for fieldwork** the week ending September 29, 2024, according to the USDA’s National Agricultural Statistics Service. Crop harvest was the primary fieldwork activity, and there were reports of fall tillage beginning and producers hauling water for livestock.

Topsoil moisture supplies were rated 11 percent very short, 31 percent short, 56 percent adequate, and 2 percent surplus. **Subsoil moisture** supplies were rated 5 percent very short, 25 percent short, 68 percent adequate, and 2 percent surplus.

Corn in the dent stage reached 93 percent. Sixty-seven percent of the crop was mature, 9 days behind last year but similar to the 5-year average. Harvest reached 7 percent. Corn condition was 62 percent good to excellent. **Corn for silage** harvest reached 83 percent.

Soybeans coloring reached 93 percent. Leaves were dropping at 78 percent, 6 days behind last year and 2 days behind average. Harvest reached 35 percent. Condition of the crop was 65 percent good to excellent.

Dry edible beans were dropping leaves at 95 percent, and harvest reached 66 percent. **Potato** harvest reached 68 percent. **Sugarbeet** harvest reached 16 percent, and condition was 82 percent good to excellent. **Sunflower** harvest began at 1 percent and condition was rated at 76 percent good to excellent.

Crop Condition as of September 29, 2024

Item	Very Poor	Poor	Fair	Good	Excellent
	(percent)	(percent)	(percent)	(percent)	(percent)
Corn	2	8	28	50	12
Pasture and range ...	4	7	31	49	9
Soybeans	1	8	26	54	11
Sugarbeets	3	3	12	18	64
Sunflowers	0	1	23	65	11

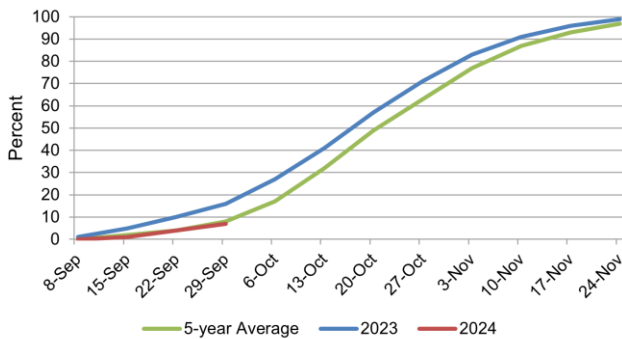
Crop Progress as of September 29, 2024

Item	This week	Last week	Last year	5-year avg
	(percent)	(percent)	(percent)	(percent)
Corn dented	93	84	99	96
Corn mature	67	46	87	68
Corn harvested for grain	7	4	16	8
Corn harvested for silage	83	63	94	80
Dry ed. beans drop leaves	95	90	99	97
Dry ed. beans harvested	66	44	80	68
Potatoes harvested	68	45	72	69
Soybeans coloring	93	83	99	97
Soybeans dropping leaves	78	48	90	82
Soybeans harvested	35	7	29	27
Sugarbeets harvested	16	9	16	16

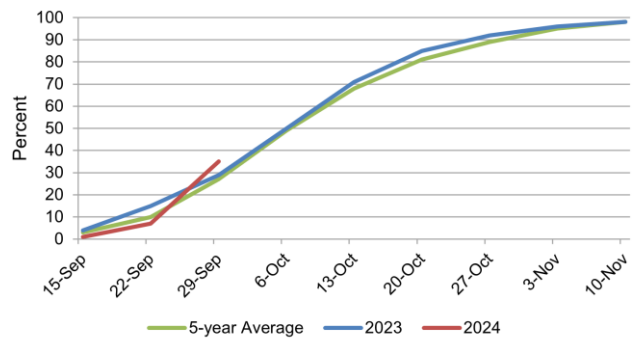
Days Suitable for Fieldwork and Soil Moisture Condition as of September 29, 2024

Item	This week	Last week	Last year
	(days)	(days)	(days)
Days suitable	6.7	6.1	4.6
	(percent)	(percent)	(percent)
Topsoil moisture			
Very short	11	3	20
Short	31	27	44
Adequate	56	64	35
Surplus	2	6	1
Subsoil moisture			
Very short	5	2	22
Short	25	18	54
Adequate	68	73	24
Surplus	2	7	0

Corn For Grain Harvested - Minnesota

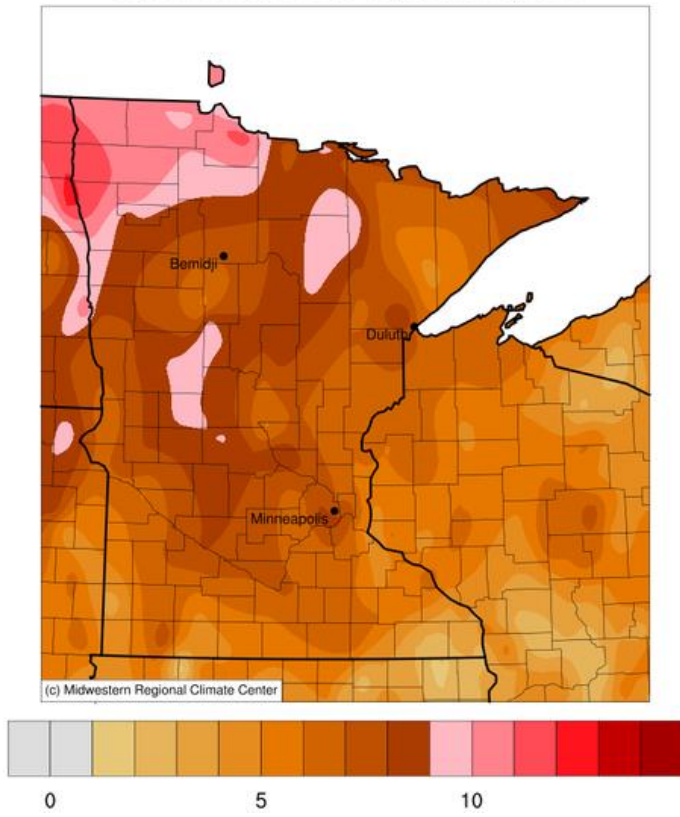


Soybeans Harvested - Minnesota

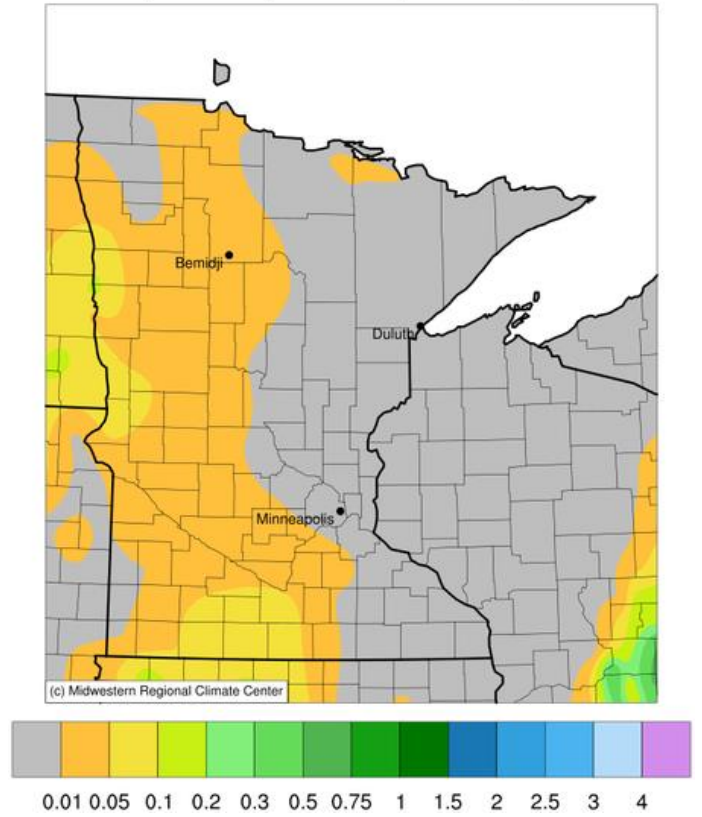


The complete report can be found on the USDA NASS website at www.nass.usda.gov/Publications.

Average Temperature (°F): Departure from 1991-2020 Normals
September 23, 2024 to September 29, 2024



Accumulated Precipitation (in)
September 23, 2024 to September 29, 2024



Temperature and Precipitation Maps, courtesy of the Midwestern Regional Climate Center, are available at:
<https://mrcc.purdue.edu/CLIMATE/>