



United States Department of Agriculture
National Agricultural Statistics Service

Mississippi Acreage

Released: June 30, 2022



Delta Region – Mississippi Field Office

121 North Jefferson Street, Suite 230, Jackson, MS 39201

(601) 359-1259 · (855) 270-2705 FAX · www.nass.usda.gov

Cooperating with the Mississippi Department of Agriculture and Commerce

This report contains the results from the **2022 June Agricultural surveys**. These data are also posted on our web site at <https://www.nass.usda.gov/ms> and in a more detailed report at <https://www.nass.usda.gov>. Thanks to all who responded to these surveys.

Corn Planted Acreage Down 15 Percent from 2021

Cotton Planted Acreage Up 10 Percent

Rice Planted Acreage Down 5 Percent

Soybean Planted Acreage Up 4 Percent

Mississippi **corn** planted area for all purpose is estimated at 620,000 acres, down 110,000 acres from a year ago but up 10,000 acres from March planting intentions.

Upland cotton planted acres is estimated at 490,000, up 45,000 acres from a year ago but down 10,000 acres from March planting intentions.

All hay expected to be harvested is estimated at 610,000 acres, down 10,000 acres from a year ago but unchanged from March intentions.

Peanuts planted area is estimated at 20,000 acres, up 2,000 acres from a year ago but unchanged from March planting intentions.

All rice planted area for 2022 is estimated at 100,000 acres, down 5,000 acres from a year ago but unchanged from March planting intentions.

Soybeans planted area is estimated at 2.30 million acres, up 80,000 acres from a year ago but down 50,000 acres from March planting intentions.

Winter wheat planted acres is estimated at 100,000 acres, up 5,000 acres from a year ago but unchanged from March estimates. Wheat acres intended to be harvested for grain this year is estimated at 75,000, up 5,000 acres from the 2021 harvest.

Area Planted and Harvested - Mississippi and United States: 2021 and 2022

Crop	Area planted			Area harvested		
	2021	2022	Percent of previous year	2021	2022 ¹	Percent of previous year
Mississippi	(1,000 acres)	(1,000 acres)	(percent)	(1,000 acres)	(1,000 acres)	(percent)
Corn	730.0	620.0	85	700.0	590.0	84
Cotton, upland ²	445.0	490.0	110	430.0		
Hay, all ³	(NA)	(NA)	(NA)	620.0	610.0	98
Peanuts	18.0	20.0	111	17.0	19.0	112
Rice, all	105.0	100.0	95	100.0	98.0	98
Long grain	105.0	100.0	95	100.0	98.0	98
Soybeans	2,220.0	2,300.0	104	2,180.0	2,270.0	104
Wheat, winter	95.0	100.0	105	70.0	75.0	107
United States	(1,000 acres)	(1,000 acres)	(percent)	(1,000 acres)	(1,000 acres)	(percent)
Corn	93,357.0	89,921.0	96	85,388.0	81,940.0	96
Cotton, upland ²	11,089.0	12,322.0	111	10,148.5		
Hay, all ³	(NA)	(NA)	(NA)	50,736.0	51,507.0	102
Other ³	(NA)	(NA)	(NA)	35,490.0	36,042.0	102
Peanuts	1,585.2	1,543.0	97	1,545.0	1,502.0	97
Rice, all	2,532.0	2,343.0	93	2,488.0	2,308.0	93
Long grain	1,970.0	1,905.0	97	1,936.0	1,878.0	97
Medium grain	526.0	417.0	79	516.0	409.0	79
Short grain	36.0	21.0	58	36.0	21.0	58
Soybeans	87,195.0	88,325.0	101	86,332.0	87,511.0	101
Wheat, winter	33,648.0	34,006.0	101	25,464.0	25,002.0	98

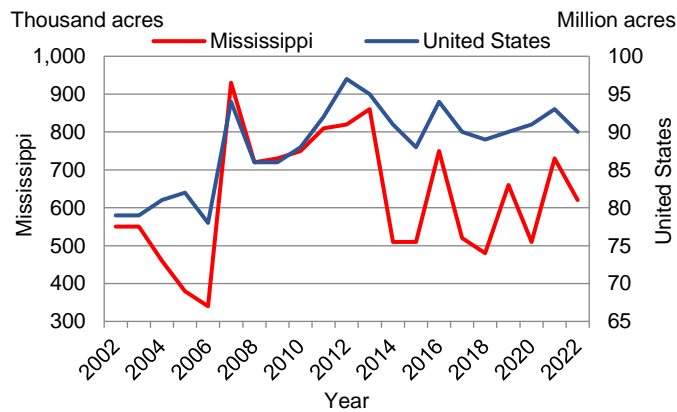
(NA) Not available.

¹ Forecasted.

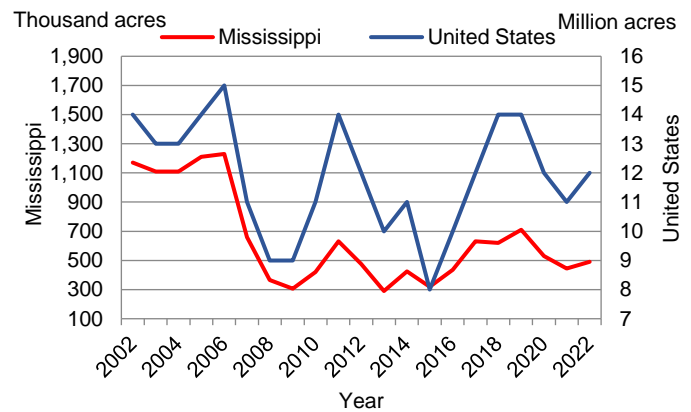
² First estimate of area harvested to be released August 12, 2022, in the Crop Production report.

³ Area harvested only.

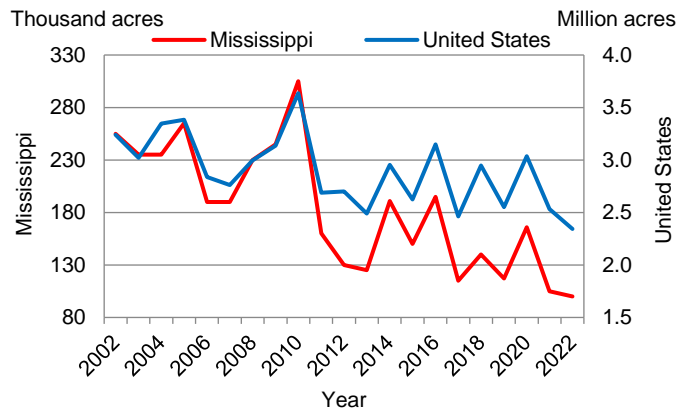
Corn: Area Planted - Mississippi and United States: 2002 - 2022



Upland Cotton: Area Planted - Mississippi and United States: 2002 - 2022



All Rice: Area Planted - Mississippi and United States: 2002 - 2022



Soybeans: Area Planted - Mississippi and United States: 2002 - 2022

