



United States Department of Agriculture
National Agricultural Statistics Service

Mississippi Acreage

Released: June 30, 2023



Delta Region – Mississippi Field Office

121 North Jefferson Street, Suite 230, Jackson, MS 39201
(601) 359-1259 · (855) 270-2705 FAX · www.nass.usda.gov

Cooperating with the Mississippi Department of Agriculture and Commerce

This report contains the results from the **2023 June Agricultural surveys**. These data are also posted on our web site at <https://www.nass.usda.gov/ms> and in a more detailed report at <https://www.nass.usda.gov>. Thanks to all who responded to these surveys.

Corn Planted Acreage Up 24 Percent from 2022

Cotton Planted Acreage Down 28 Percent

Rice Planted Acreage Up 18 Percent

Soybean Planted Acreage Down Slightly

Mississippi **corn** planted area for all purpose is estimated at 720,000 acres, up 140,000 acres from a year ago and up 20,000 acres from March planting intentions.

Upland cotton planted acres is estimated at 380,000, down 150,000 acres from a year ago and down 20,000 acres from March planting intentions.

All hay expected to be harvested is estimated at 600,000 acres, up 10,000 acres from a year ago but down 20,000 acres from March intentions.

Peanut planted area is estimated at 16,000 acres, up 1,000 acres from a year ago and up 1,000 acres from March planting intentions.

All rice planted area for 2023 is estimated at 100,000 acres, up 15,000 acres from a year ago but unchanged from March planting intentions.

Soybean planted area is estimated at 2.30 million acres, down 10,000 acres from a year ago and down 50,000 acres from March planting intentions.

Winter wheat planted acres is estimated at 120,000 acres, up 20,000 acres from a year ago but unchanged from March estimates. Wheat acres intended to be harvested for grain this year is estimated at 95,000, up 20,000 acres from the 2022 harvest.

Area Planted and Harvested - Mississippi and United States: 2022 and 2023

| Crop | Area planted | | | Area harvested | | |
|-----------------------------------|---------------|---------------|--------------------------|----------------|-------------------|--------------------------|
| | 2022 | 2023 | Percent of previous year | 2022 | 2023 ¹ | Percent of previous year |
| Mississippi | (1,000 acres) | (1,000 acres) | (percent) | (1,000 acres) | (1,000 acres) | (percent) |
| Corn | 580.0 | 720.0 | 124 | 565.0 | 700.0 | 124 |
| Cotton, upland ² | 530.0 | 380.0 | 72 | 525.0 | | |
| Hay, all ³ | (NA) | (NA) | (NA) | 590.0 | 600.0 | 102 |
| Peanuts | 15.0 | 16.0 | 107 | 14.0 | 15.0 | 107 |
| Rice, all | 85.0 | 100.0 | 118 | 84.0 | 98.0 | 117 |
| Long grain | 85.0 | 100.0 | 118 | 84.0 | 98.0 | 117 |
| Soybeans | 2,310.0 | 2,300.0 | 100 | 2,290.0 | 2,270.0 | 99 |
| Wheat, winter | 100.0 | 120.0 | 120 | 75.0 | 95.0 | 127 |
| United States | (1,000 acres) | (1,000 acres) | (percent) | (1,000 acres) | (1,000 acres) | (percent) |
| Corn | 88,579.0 | 94,096.0 | 106 | 79,207.0 | 86,322.0 | 109 |
| Cotton, upland ² | 13,579.0 | 10,978.0 | 81 | 7,131.5 | | |
| Hay, all ³ | (NA) | (NA) | (NA) | 49,546.0 | 51,976.0 | 105 |
| Other ³ | (NA) | (NA) | (NA) | 34,633.0 | 36,318.0 | 105 |
| Peanuts | 1,450.3 | 1,578.0 | 109 | 1,385.4 | 1,537.0 | 111 |
| Rice, all | 2,222.0 | 2,687.0 | 121 | 2,172.0 | 2,645.0 | 122 |
| Long grain | 1,802.0 | 1,991.0 | 110 | 1,774.0 | 1,964.0 | 111 |
| Medium grain | 390.0 | 663.0 | 170 | 368.0 | 648.0 | 176 |
| Short grain | 30.0 | 33.0 | 110 | 30.0 | 33.0 | 110 |
| Soybeans | 87,450.0 | 83,505.0 | 95 | 86,336.0 | 82,696.0 | 96 |
| Wheat, winter | 33,271.0 | 37,005.0 | 111 | 23,459.0 | 25,700.0 | 110 |

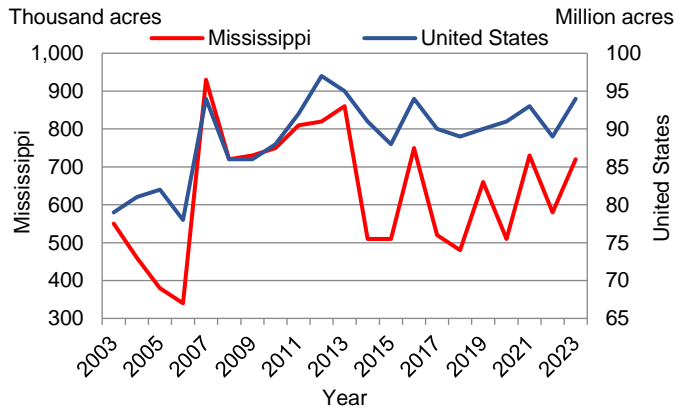
(NA) Not available.

¹ Forecasted.

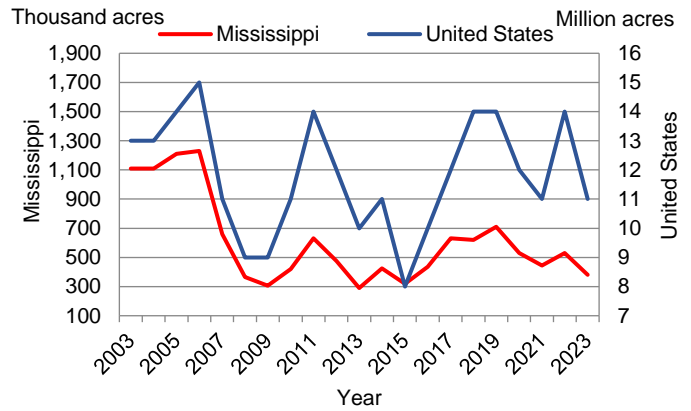
² First estimate of area harvested to be released August 11, 2023, in the *Crop Production* report.

³ Area harvested only.

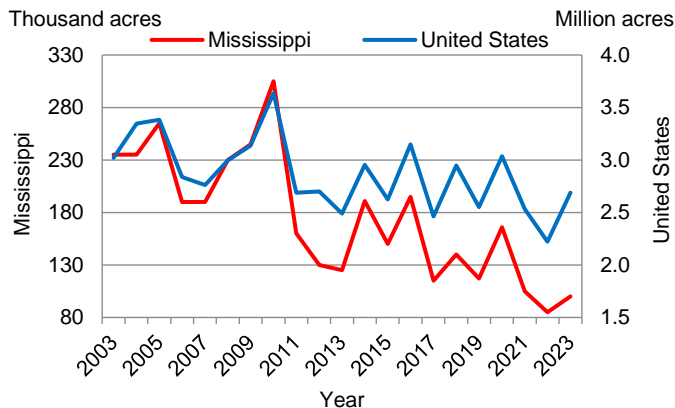
Corn: Area Planted - Mississippi and United States: 2003 - 2023



Upland Cotton: Area Planted - Mississippi and United States: 2003 - 2023



All Rice: Area Planted - Mississippi and United States: 2003 - 2023



Soybean: Area Planted - Mississippi and United States: 2003 - 2023

