



United States Department of Agriculture  
National Agricultural Statistics Service

Mississippi Crop Production

Released: August 12, 2022



Delta Region – Mississippi Field Office

121 North Jefferson Street, Suite 230, Jackson, MS 39201  
(601) 359-1259 · (855) 270-2705 FAX · [www.nass.usda.gov](http://www.nass.usda.gov)

Cooperating with the Mississippi Department of Agriculture and Commerce

This report contains the results from the **2022 August Ag Yield Survey**. These data are also posted on our web site at <https://www.nass.usda.gov/ms> and in a more detailed report at <https://www.nass.usda.gov>. Thanks to all who responded to this survey.

**Corn Yield and Production Down from 2021**  
**Cotton Yield and Production Up from 2021**  
**Rice Yield and Production Down from 2021**  
**Soybean Yield and Production Up from 2021**

Mississippi **corn** for grain production is forecast at 105 million bushels, down 17 percent from 2021. Based on conditions as of August 1, yield is expected to average 178 bushels per acre, down 3 bushels from last year. Producers expect to harvest 590,000 acres of corn for grain, down 110,000 acres from 2021.

**Upland cotton** production is forecast at 1.04 million bales, up 16 percent, or 147,000 bales above last year. Based on conditions as of August 1, yield is expected to average 1,029 pounds per harvested acre, up 32 pounds from 2021. Producers expect to harvest 485,000 acres of cotton, up 55,000 acres from 2021.

**Hay** production, excluding alfalfa, is forecast at 1.28 million tons, down 6 percent from 2021. Based on conditions as of August 1, yield is expected to average 2.10 tons per acre, down 0.10 ton per acre from last year. Producers expect to harvest 610,000 acres of hay, excluding alfalfa, down 10,000 acres from 2021.

**Peanut** production in 2022 is forecast at 77.9 million pounds, up 9 percent from last year. Based on conditions as of August 1, yield is expected to average 4,100 pounds per acre, down 100 pounds from last year. Area for harvest, at 19,000 acres, is up 2,000 acres from 2021.

**All rice** production for the state is forecast at 7.30 million hundredweight, down 3 percent from last year's production of 7.54 million hundredweight. Based on conditions as of August 1, the all rice yield for 2022 is forecast at 7,450 pounds per acre, down 90 pounds from last year. Producers expect to harvest 98,000 acres of rice, down 2,000 acres from 2021.

**Soybean** production in 2022 is forecast at 125 million bushels, up 6 percent from last year. Based on conditions as of August 1, yield is expected to average 55 bushels per acre, up 1 bushel from last year. Area for harvest, at 2.27 million acres, is up 90,000 acres from 2021.

**Area Harvested, Yield, and Production - Mississippi and United States: 2021 and Forecasted August 1, 2022**

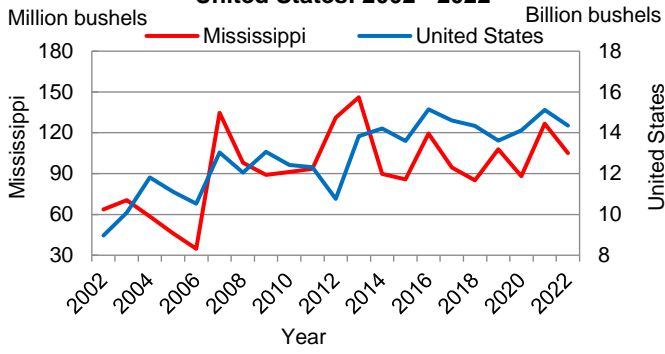
Crop	Unit	Area harvested		Yield		Production	
		2021	2022	2021	2022	2021	2022
<b>Mississippi</b>		(1,000 acres)	(1,000 acres)	(per acre)	(per acre)	(1,000 units)	(1,000 units)
Corn, for grain .....	bushels	700.0	590.0	181.00	178.00	126,700	105,020
Cotton, upland .....	1	430.0	485.0	997.00	1,029.00	893	1,040
Hay, excluding alfalfa .....	tons	620.0	610.0	2.20	2.10	1,364	1,281
Peanuts .....	pounds	17.0	19.0	4,200.00	4,100.00	71,400	77,900
Rice, all .....	2	100.0	98.0	7,540.00	7,450.00	7,540	7,301
Soybeans, for beans .....	bushels	2,180.0	2,270.0	54.00	55.00	117,720	124,850
Winter wheat .....	bushels	70.0	75.0	59.00	53.00	4,130	3,975
<b>United States</b>		(1,000 acres)	(1,000 acres)	(per acre)	(per acre)	(1,000 units)	(1,000 units)
Corn, for grain .....	bushels	85,388.0	81,840.0	177.00	175.40	15,115,170	14,358,679
Cotton, upland .....	1	10,148.5	6,976.5	813.00	837.00	17,191	12,163
Hay, excluding alfalfa .....	tons	35,490.0	36,042.0	2.00	1.88	70,951	67,659
Peanuts .....	pounds	1,545.0	1,502.0	4,135.00	4,129.00	6,389,300	6,201,600
Rice, all .....	2	2,488.0	2,308.0	7,709.00	7,627.00	191,796	176,026
Soybeans, for beans .....	bushels	86,332.0	87,211.0	51.40	51.90	4,435,232	4,530,561
Winter wheat .....	bushels	25,464.0	25,002.0	50.20	47.90	1,277,365	1,197,650

<sup>1</sup> Cotton yield in pounds per acre, production in 480 pound bales.

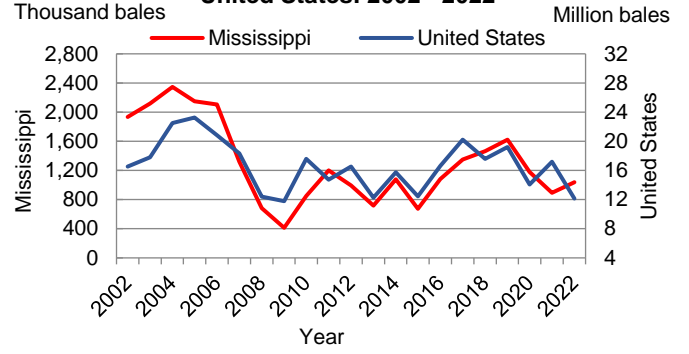
<sup>2</sup> Rice yield in pounds per acre, production in hundredweight (cwt).



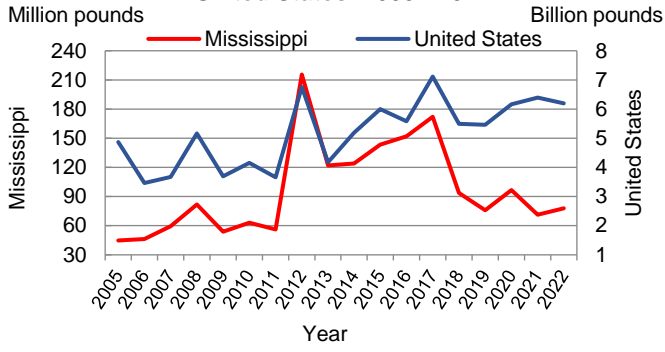
**Corn: Production - Mississippi and United States: 2002 - 2022**



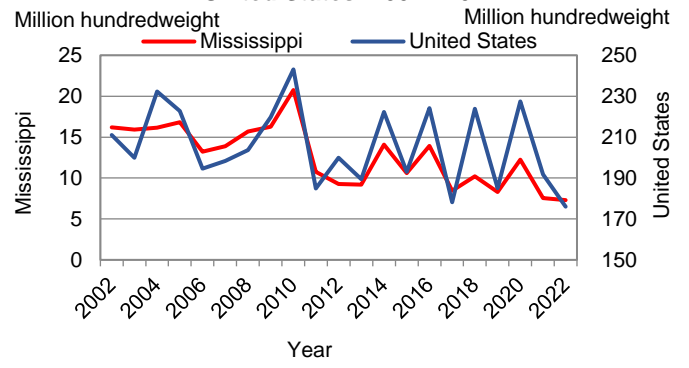
**Upland Cotton: Production - Mississippi and United States: 2002 - 2022**



**Peanuts: Production - Mississippi and United States: 2005 - 2022**



**All Rice: Production - Mississippi and United States: 2002 - 2022**



**Soybeans: Production - Mississippi and United States: 2002 - 2022**

