



United States Department of Agriculture
National Agricultural Statistics Service

Mississippi Crop Production

Released: September 12, 2022



Delta Region – Mississippi Field Office

121 North Jefferson Street, Suite 230, Jackson, MS 39201
(601) 359-1259 · (855) 270-2705 FAX · www.nass.usda.gov

Cooperating with the Mississippi Department of Agriculture and Commerce

This report contains the results from the **2022 September Ag Yield** and **Objective Yield** surveys. These data are also posted on our web site at <https://www.nass.usda.gov/ms> and in a more detailed report at <https://www.nass.usda.gov>. Thanks to all who responded to these surveys, and to those cotton producers who allowed objective measurements to be taken in their fields.

Corn Yield and Production Down from August
Cotton Yield Down but Production Up from August
Rice Yield Unchanged but Production Down from August
Soybean Yield Unchanged but Production Up from August

Mississippi **corn** for grain production is forecast at 94.6 million bushels, down 10 percent from the August 1 forecast and down 25 percent from 2021. Based on conditions as of September 1, yield is expected to average 172 bushels per acre, down 6 bushels from last month and down 9 bushels from last year. Planted acreage is revised to 580,000 acres, down 40,000 acres from June 2022. Harvested acreage for grain is revised from 590,000 to 550,000 acres.

Upland cotton production is forecast at 1.10 million bales, up 60,000 bales from the August 1 forecast and 207,000 bales above last year. Based on conditions as of September 1, yield is expected to average 1,006 pounds per harvested acre, down 23 pounds from last month but up 9 pounds from 2021. Planted acreage is revised to 530,000 acres, up 40,000 acres from June 2022. Harvested acreage is revised from 485,000 to 525,000 acres.

Peanut production in 2022 is forecast at 53.3 million pounds, down 32 percent from the August 1 forecast and down 25 percent from last year. Based on conditions as of September 1, yield is expected to average 4,100 pounds per acre, unchanged from last month but down 100 pounds from 2021. Planted acreage is revised to 14,000 acres, down 6,000 acres from June 2022. Harvested acreage is revised from 19,000 to 13,000 acres.

All rice production for the state is forecast at 6.26 million hundredweight, down 14 percent from the August 1 forecast and down 17 percent from last year's production of 7.54 million hundredweight. Based on conditions as of September 1, the all rice yield for 2022 is forecast at 7,450 pounds per acre, unchanged from last month but down 90 pounds from last year. All rice planted acreage is revised to 85,000 acres, down 15,000 acres from June 2022. Harvested acreage for all rice is revised to 84,000 acres, down 14,000 acres from June.

Soybean production in 2022 is forecast at 125 million bushels, up slightly from the August 1 forecast and up 7 percent from last year. Based on conditions as of September 1, yield is expected to average 55 bushels per acre, unchanged from last month but up 1 bushel from last year. Planted acreage is revised to 2.31 million acres, up 10,000 acres from June 2022. Harvested acreage is revised from 2.27 million to 2.28 million acres.

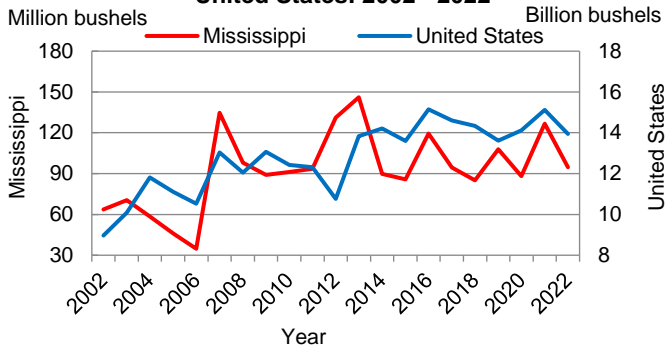
Area Harvested, Yield, and Production - Mississippi and United States: 2021 and Forecasted September 1, 2022

Crop	Unit	Area harvested		Yield			Production	
		2021	2022	2021	2022		2021	2022
					August 1	September 1		
Mississippi		(1,000 acres)	(1,000 acres)	(per acre)	(per acre)	(per acre)	(1,000 units)	(1,000 units)
Corn, for grain	bushels	700.0	550.0	181.0	178.0	172.0	126,700	94,600
Cotton, upland	1	430.0	525.0	997.0	1,029.0	1,006.0	893	1,100
Peanuts	pounds	17.0	13.0	4,200.0	4,100.0	4,100.0	71,400	53,300
Rice, all	2	100.0	84.0	7,540.0	7,450.0	7,450.0	7,540	6,258
Soybeans, for beans ..	bushels	2,180.0	2,280.0	54.0	55.0	55.0	117,720	125,400
United States		(1,000 acres)	(1,000 acres)	(per acre)	(per acre)	(per acre)	(1,000 units)	(1,000 units)
Corn, for grain	bushels	85,388.0	80,844.0	177.0	175.4	172.5	15,115,170	13,943,913
Cotton, upland	1	10,148.5	7,711.5	813.0	837.0	832.0	17,191	13,372
Peanuts	pounds	1,545.0	1,411.1	4,135.0	4,129.0	4,145.0	6,389,300	5,849,700
Rice, all	2	2,488.0	2,177.0	7,709.0	7,627.0	7,586.0	191,796	165,144
Soybeans, for beans ..	bushels	86,332.0	86,631.0	51.4	51.9	50.5	4,435,232	4,378,194

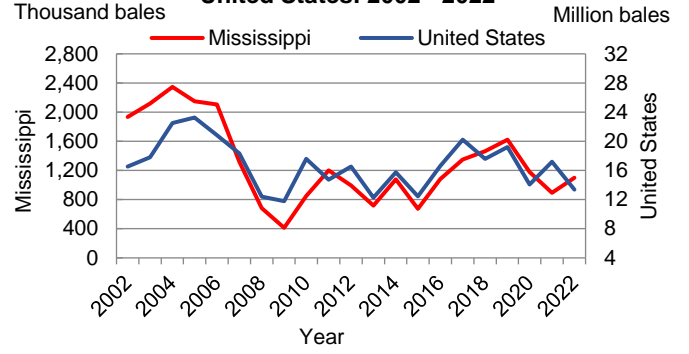
¹ Cotton yield in pounds per acre, production in 480 pound bales.
² Rice yield in pounds per acre, production in hundredweight (cwt).



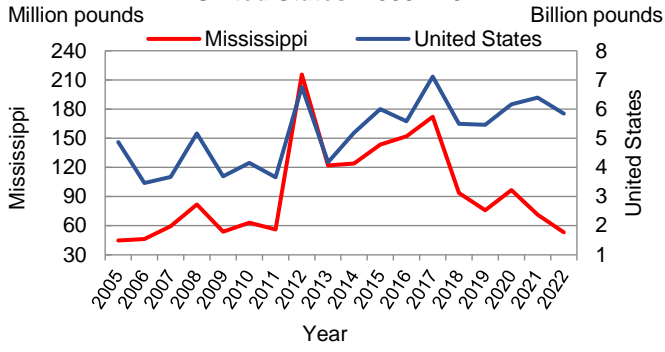
Corn: Production - Mississippi and United States: 2002 - 2022



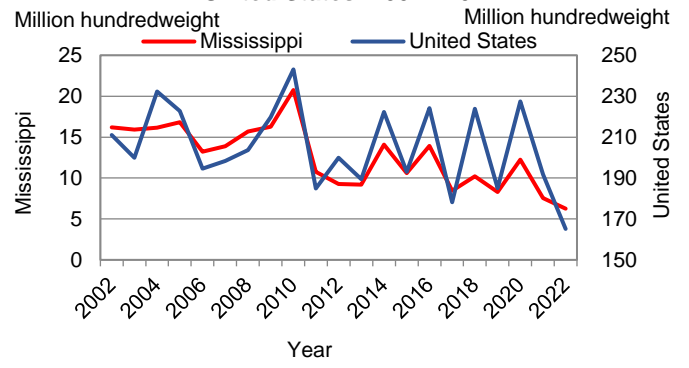
Upland Cotton: Production - Mississippi and United States: 2002 - 2022



Peanuts: Production - Mississippi and United States: 2005 - 2022



All Rice: Production - Mississippi and United States: 2002 - 2022



Soybeans: Production - Mississippi and United States: 2002 - 2022

