



United States Department of Agriculture
National Agricultural Statistics Service



Mississippi Prospective Plantings

Released: March 31, 2023

Delta Region – Mississippi Field Office

121 North Jefferson Street, Suite 230, Jackson, MS 39201
(601) 359-1259 · (855) 270-2705 FAX · www.nass.usda.gov

Cooperating with the Mississippi Department of Agriculture and Commerce

This report contains the results from the **2023 March Agricultural Survey**. These data are also posted on our web site at <https://www.nass.usda.gov/ms> and in a more detailed report at <https://www.nass.usda.gov>. Thanks to all who responded to this survey.

- Corn Acreage Up 21 Percent**
- Cotton Acreage Down 25 Percent**
- Rice Acreage Up 18 Percent**
- Soybean Acreage Up 2 Percent**

Mississippi **corn** producers intend to plant 700,000 acres, up 21 percent from the 580,000 acres planted in 2022.

Upland cotton acreage intentions are at 400,000 acres, down 25 percent from the 530,000 acres planted last year.

All hay acres expected to be harvested in Mississippi are estimated at 620,000 acres, up 30,000 acres from 2022.

Mississippi **peanut** producers intend to plant 15,000 acres in 2023, unchanged from last year.

All rice intended planted acres for 2023 are estimated at 100,000 acres, up 18 percent from the 85,000 acres planted in 2022.

Soybean producers intend to plant 2.35 million acres in 2023, up 2 percent from last year.

Winter wheat acreage in Mississippi is up 20 percent from last year to an estimated 120,000 acres planted for all purposes in 2023.

Principal Crops: Area Planted and Harvested - Mississippi and United States: 2022 and 2023

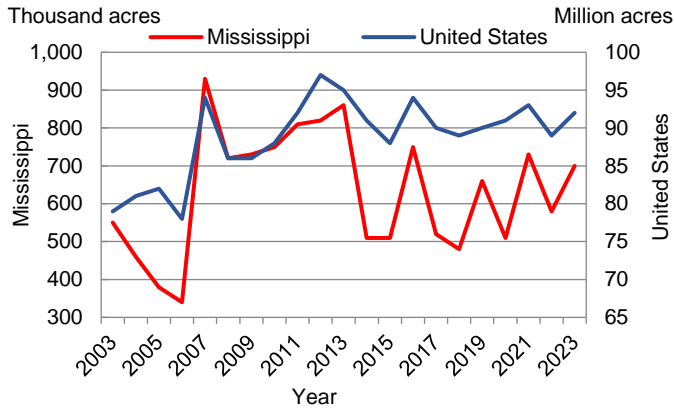
Crop	Mississippi			United States		
	2022	2023 ¹	Percent of previous year	2022	2023 ¹	Percent of previous year
	(1,000 acres)	(1,000 acres)	(percent)	(1,000 acres)	(1,000 acres)	(percent)
Corn	580.0	700.0	121	88,579.0	91,996.0	104
Cotton, upland	530.0	400.0	75	13,580.0	11,102.0	82
Hay, all ²	590.0	620.0	105	49,546.0	50,645.0	102
Peanuts	15.0	15.0	100	1,450.3	1,547.0	107
Rice, all	85.0	100.0	118	2,222.0	2,583.0	116
Long grain	85.0	100.0	118	1,802.0	1,957.0	109
Soybeans	2,310.0	2,350.0	102	87,450.0	87,505.0	100
Wheat, winter	100.0	120.0	120	33,271.0	37,505.0	113

¹ Intended plantings in 2023 as indicated by reports from producers.

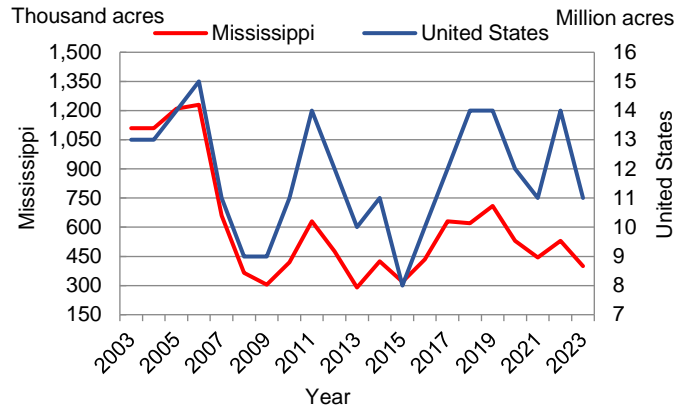
² Intended area for harvest in 2023 as indicated by reports from producers.



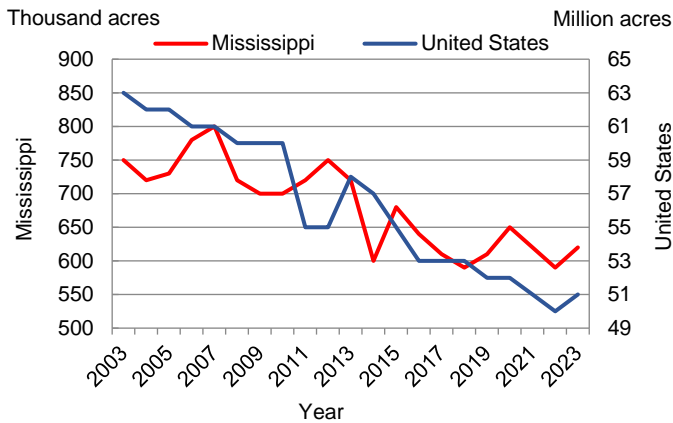
Corn: Area Planted - Mississippi and United States: 2003 - 2023



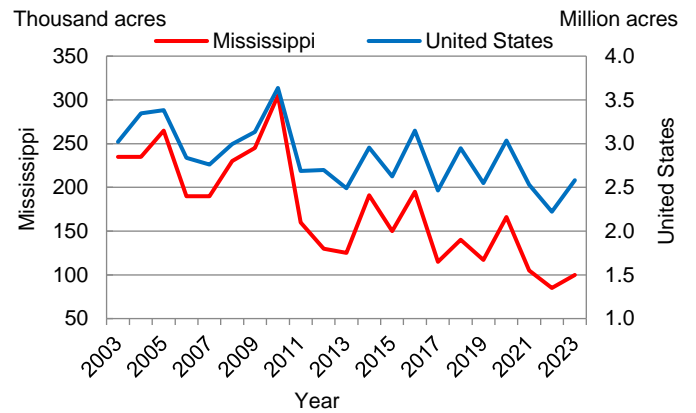
Upland Cotton: Area Planted - Mississippi and United States: 2003 - 2023



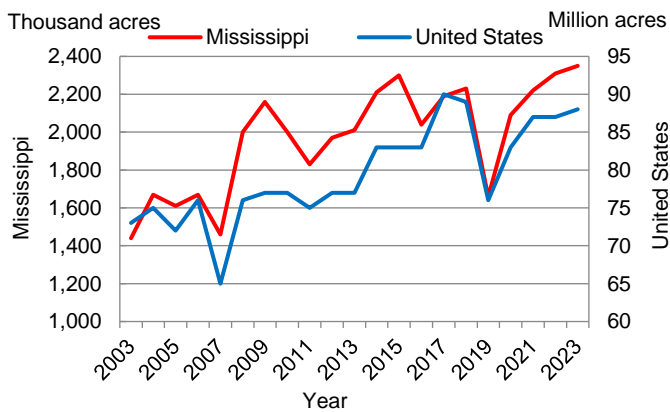
All Hay: Area Harvested - Mississippi and United States: 2003 - 2023



All Rice: Area Planted - Mississippi and United States: 2003 - 2023



Soybean: Area Planted - Mississippi and United States: 2003 - 2023



Winter Wheat: Area Planted - Mississippi and United States: 2003 - 2023

