



United States Department of Agriculture
National Agricultural Statistics Service



Mississippi Prospective Plantings

Released: March 28, 2024

Delta Region – Mississippi Field Office

121 North Jefferson Street, Suite 230, Jackson, MS 39201
(601) 359-1259 · (855) 270-2705 FAX · www.nass.usda.gov

Cooperating with the Mississippi Department of Agriculture and Commerce

This report contains the results from the **2024 March Agricultural Survey**. These data are also posted on our web site at <https://www.nass.usda.gov/ms> and in a more detailed report at <https://www.nass.usda.gov>. Thanks to all who responded to this survey.

Corn Acreage Down 25 Percent
Cotton Acreage Up 25 Percent
Rice Acreage Up 33 Percent
Soybean Acreage Up 3 Percent

Mississippi **corn** producers intend to plant 590,000 acres, down 25 percent from the 790,000 acres planted in 2023.

Upland cotton acreage intentions are at 500,000 acres, up 25 percent from the 400,000 acres planted last year.

All hay acres expected to be harvested in Mississippi are estimated at 600,000 acres, up 20,000 acres from 2023.

Mississippi **peanut** producers intend to plant 20,000 acres in 2024, up 11 percent from last year.

All rice intended planted acres for 2024 are estimated at 161,000 acres, up 33 percent from the 121,000 acres planted in 2023.

Soybean producers intend to plant 2.25 million acres in 2024, up 3 percent from last year.

Winter wheat acreage in Mississippi is down 42 percent from last year to an estimated 70,000 acres planted for all purposes in 2024.

Principal Crops: Area Planted and Harvested - Mississippi and United States: 2023 and 2024

| Crop | Mississippi | | | United States | | |
|-----------------------------|---------------|-------------------|--------------------------|---------------|-------------------|--------------------------|
| | 2023 | 2024 ¹ | Percent of previous year | 2023 | 2024 ¹ | Percent of previous year |
| | (1,000 acres) | (1,000 acres) | (percent) | (1,000 acres) | (1,000 acres) | (percent) |
| Corn | 790.0 | 590.0 | 75 | 94,641.0 | 90,036.0 | 95 |
| Cotton, upland | 400.0 | 500.0 | 125 | 10,083.0 | 10,470.0 | 104 |
| Hay, all ² | 580.0 | 600.0 | 103 | 52,821.0 | 51,562.0 | 98 |
| Peanuts | 18.0 | 20.0 | 111 | 1,645.0 | 1,651.0 | 100 |
| Rice, all | 121.0 | 161.0 | 133 | 2,894.0 | 2,932.0 | 101 |
| Long grain | 121.0 | 160.0 | 132 | 2,063.0 | 2,300.0 | 111 |
| Medium grain | - | 1.0 | (X) | 815.0 | 604.0 | 74 |
| Soybeans | 2,180.0 | 2,250.0 | 103 | 83,600.0 | 86,510.0 | 103 |
| Wheat, winter | 120.0 | 70.0 | 58 | 36,699.0 | 34,135.0 | 93 |

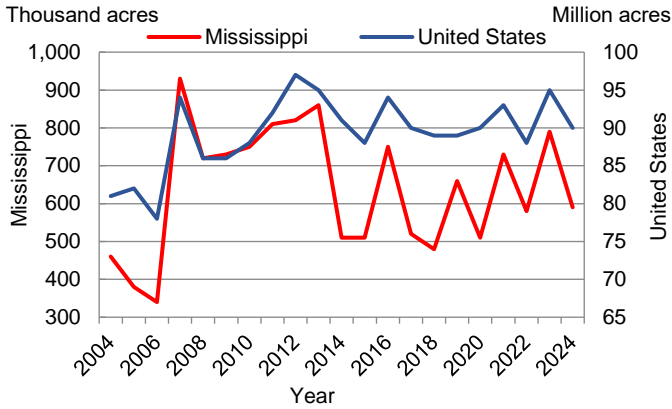
- Represents zero.

(X) Not applicable.

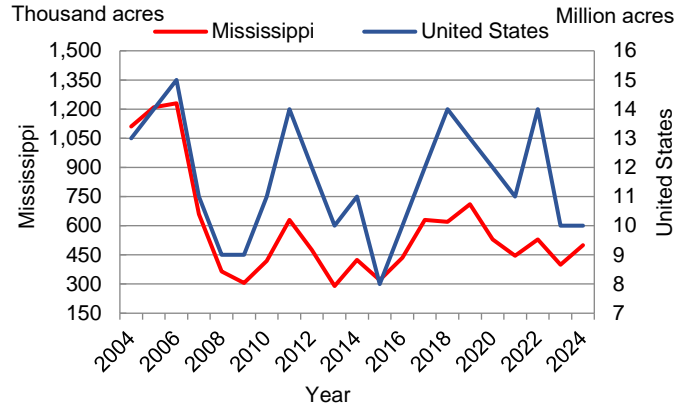
¹ Intended plantings in 2024 as indicated by reports from producers.

² Intended area for harvest in 2024 as indicated by reports from producers.

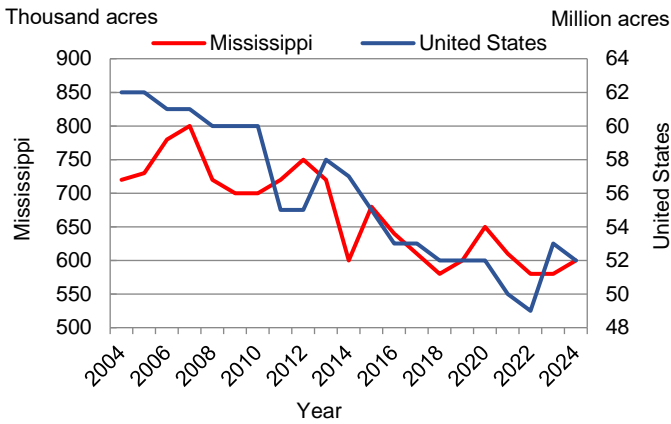
Corn: Area Planted - Mississippi and United States: 2004 - 2024



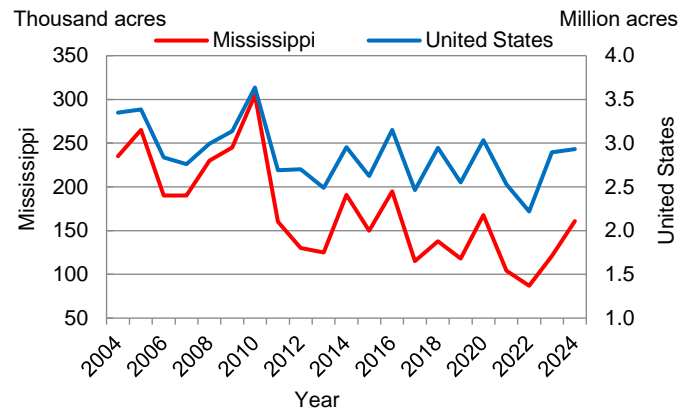
Upland Cotton: Area Planted - Mississippi and United States: 2004 - 2024



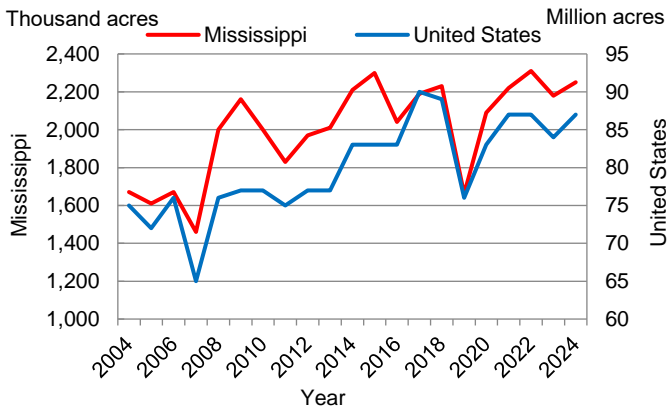
All Hay: Area Harvested - Mississippi and United States: 2004 - 2024



All Rice: Area Planted - Mississippi and United States: 2004 - 2024



Soybean: Area Planted - Mississippi and United States: 2004 - 2024



Winter Wheat: Area Planted - Mississippi and United States: 2004 - 2024

