



United States Department of Agriculture  
National Agricultural Statistics Service



Mississippi Rice and Grain Stocks

Released: March 31, 2022

Delta Region – Mississippi Field Office

121 North Jefferson Street, Suite 230, Jackson, MS 39201  
(601) 359-1259 · (855) 270-2705 FAX · [www.nass.usda.gov](http://www.nass.usda.gov)

Cooperating with the Mississippi Department of Agriculture and Commerce

This report contains the results from the **2022 March Agricultural, Rice Stocks, and Grain Stocks** surveys. These data are also posted on our web site at <https://www.nass.usda.gov/ms> and in a more detailed report at <https://www.nass.usda.gov>. Thanks to all who responded to these surveys.

March 1 Rough Rice Stocks Down 32 Percent

Mississippi **rough rice** stocks in all positions on March 1, 2022, totaled 2.17 million hundredweight (cwt), down 32 percent from March 1, 2021. Stocks held on farms totaled 1.00 million cwt, down 44 percent from last year. Off farm stocks totaled 1.17 million cwt, down 15 percent from last year.

Rice Stocks by Position - States and United States: March 1, 2021 and 2022

Class and State	On farms		Off farms <sup>1</sup>		Total all positions	
	2021	2022	2021	2022	2021	2022
<b>Rough rice</b>	(1,000 cwt)	(1,000 cwt)	(1,000 cwt)	(1,000 cwt)	(1,000 cwt)	(1,000 cwt)
Arkansas .....	12,000	9,800	39,472	39,032	51,472	48,832
California .....	1,825	1,595	24,491	23,760	26,316	25,355
Louisiana .....	1,600	1,700	6,708	5,751	8,308	7,451
<b>Mississippi</b> .....	1,800	1,000	1,370	1,168	3,170	2,168
Missouri .....	(D)	(D)	(D)	(D)	5,484	4,481
Texas .....	(D)	(D)	(D)	(D)	3,918	2,800
United States <sup>2</sup> .....	20,620	15,870	78,048	75,217	98,668	91,087
<b>Milled rice</b>			(1,000 cwt)	(1,000 cwt)	(1,000 cwt)	(1,000 cwt)
Arkansas .....	(X)	(X)	1,455	2,337	1,455	2,337
California .....	(X)	(X)	2,599	1,370	2,599	1,370
Louisiana .....	(X)	(X)	(D)	(D)	(D)	(D)
<b>Mississippi</b> .....	(X)	(X)	(D)	(D)	(D)	(D)
Missouri .....	(X)	(X)	(D)	(D)	(D)	(D)
Texas .....	(X)	(X)	365	572	365	572
United States <sup>2</sup> .....	(X)	(X)	5,734	5,086	5,734	5,086

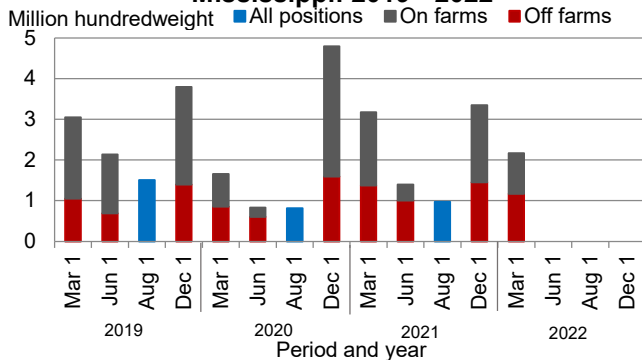
(D) Withheld to avoid disclosing data for individual operations.

(X) Not applicable.

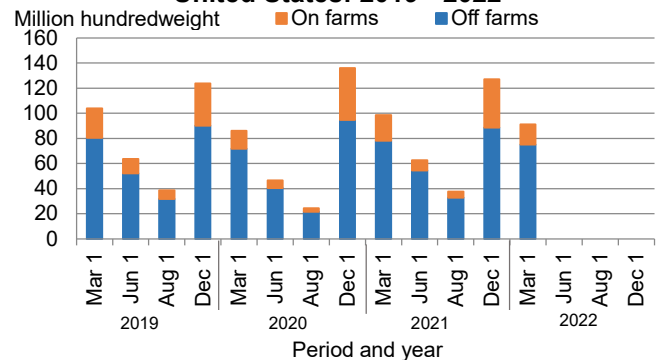
<sup>1</sup> Includes stocks at mills, elevators, warehouses, ports, and in transit.

<sup>2</sup> Includes State data withheld to avoid disclosure of individual operations.

Rough Rice: Stocks by Position  
Mississippi: 2019 - 2022



Rough Rice: Stocks by Position  
United States: 2019 - 2022



## Grain Stocks - March 1, 2022

Mississippi **corn** stocks at off farm grain storage facilities on March 1, 2022, totaled 21.2 million bushels, up 17 percent from March 1, 2021. **Soybean** stocks at off farm storage facilities totaled 2.10 million bushels. **All wheat** stocks at off farm storage facilities totaled 1.17 million bushels.

### Grain Stocks by Position - Mississippi and United States: March 1, 2021 and 2022

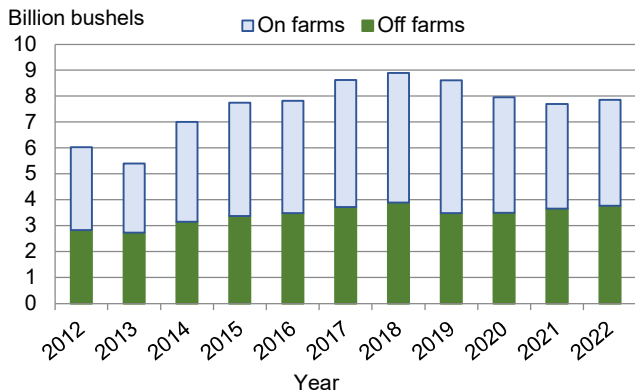
Crop	On farms		Off farms <sup>1</sup>		Total all positions	
	2021	2022	2021	2022	2021	2022
<b>Mississippi</b>	(1,000 bushels)	(1,000 bushels)	(1,000 bushels)	(1,000 bushels)	(1,000 bushels)	(1,000 bushels)
Corn .....	(D)	(D)	18,070	21,157	(D)	(D)
Oats .....	(NA)	(NA)	(D)	(D)	(D)	(D)
Sorghum .....	(NA)	(NA)	(D)	(D)	(D)	(D)
Soybeans .....	(D)	(D)	(D)	2,100	(D)	(D)
Wheat, all .....	(D)	(D)	(D)	1,171	(D)	(D)
<b>United States</b>	(1,000 bushels)	(1,000 bushels)	(1,000 bushels)	(1,000 bushels)	(1,000 bushels)	(1,000 bushels)
Corn .....	4,036,500	4,080,000	3,659,648	3,770,228	7,696,148	7,850,228
Oats .....	16,880	13,560	34,585	29,395	51,465	42,955
Sorghum .....	5,410	11,850	131,477	195,261	136,887	207,111
Soybeans .....	594,000	750,000	967,684	1,181,213	1,561,684	1,931,213
Wheat, all .....	283,920	174,410	1,026,870	850,102	1,310,790	1,024,512

(D) Withheld to avoid disclosing data for individual operations.

(NA) Not available.

<sup>1</sup> Includes stocks at mills, warehouses, terminals, and processors.

**Corn: Stocks by Position  
United States: March 1, 2012 - 2022**



**Soybean: Stocks by Position  
United States: March 1, 2012 - 2022**

