



Missouri Crop Progress and Condition

Released August 19, 2019

Temperatures last week averaged 77.3 degrees, 1.1 degrees above normal. Precipitation averaged 1.67 inches statewide, 0.80 inches above normal. There were 4.8 days suitable for fieldwork for the week ending August 18, 2019. Topsoil moisture supply was rated 2 percent very short, 15 percent short, 78 percent adequate, and 5 percent surplus. Subsoil moisture supply was rated 2 percent very short, 10 percent short, 84 percent adequate, and 4 percent surplus. Corn dough progressed to 77 percent, 17 percentage points behind last year. Corn dented progressed to 27 percent. Corn condition was rated at 6 percent very poor, 19 percent poor, 39 percent fair, 32 percent good, and 4 percent excellent. Soybeans blooming progressed to 82 percent this week, while soybeans setting pods progressed to 53 percent, 22 percentage points behind last year. Soybean condition was rated at 4 percent very poor, 13 percent poor, 39 percent fair, 38 percent good, and 6 percent excellent. Cotton squaring progressed to 98 percent, while cotton setting bolls progressed to 70 percent. Cotton bolls opening progressed to 7 percent. Cotton condition was rated at 7 percent very poor, 9 percent poor, 53 percent fair, and 31 percent good. Rice headed progressed to 79 percent this week, 17 percentage points behind last year. Rice condition was rated at 3 percent very poor, 5 percent poor, 38 percent fair, 41 percent good, and 13 percent excellent. Alfalfa third cutting progressed to 59 percent, 12 percentage points behind last year and 6 percentage points behind the 5-year average.

Days Suitable for Fieldwork and Soil Moisture Supply: Week Ending August 18, 2019

State	Days Suitable for Fieldwork	Topsoil Moisture Supply				Subsoil Moisture Supply			
		Very Short	Short	Adequate	Surplus	Very Short	Short	Adequate	Surplus
		(percent)	(percent)	(percent)	(percent)	(percent)	(percent)	(percent)	(percent)
Missouri	4.8	2	15	78	5	2	10	84	4

Crop Progress – Missouri

Item	Week ending			2014-2018 Average
	August 18, 2019	August 11, 2019	August 18, 2018	
	(percent)	(percent)	(percent)	(percent)
Corn dough	77	61	94	90
Corn dented	27	6	76	59
Soybeans blooming	82	71	93	87
Soybeans setting pods	53	38	75	65
Cotton squaring	98	94	100	99
Cotton setting bolls	70	55	100	83
Cotton bolls opening	7	(NA)	38	8
Rice headed	79	55	96	87
Alfalfa hay 3rd cutting	59	45	71	65

(NA) Not available.

Corn Condition – Missouri

Date	Very Poor	Poor	Fair	Good	Excellent
	(percent)	(percent)	(percent)	(percent)	(percent)
August 18, 2019	6	19	39	32	4
August 11, 2019	5	18	38	34	5
August 18, 2018	21	23	28	23	5

Soybeans Condition – Missouri

Date	Very Poor	Poor	Fair	Good	Excellent
	(percent)	(percent)	(percent)	(percent)	(percent)
August 18, 2019	4	13	39	38	6
August 11, 2019	3	13	37	42	5
August 18, 2018	14	23	29	29	5

Cotton Condition – Missouri

Date	Very Poor	Poor	Fair	Good	Excellent
	(percent)	(percent)	(percent)	(percent)	(percent)
August 18, 2019	7	9	53	31	-
August 11, 2019	7	8	55	30	-
August 18, 2018	-	10	27	50	13

- Represents zero.

Rice Condition – Missouri

Date	Very Poor	Poor	Fair	Good	Excellent
	(percent)	(percent)	(percent)	(percent)	(percent)
August 18, 2019	3	5	38	41	13
August 11, 2019	3	5	37	40	15
August 18, 2018	-	11	16	51	22

- Represents zero.

Pasture Condition – Missouri

Date	Very Poor	Poor	Fair	Good	Excellent
	(percent)	(percent)	(percent)	(percent)	(percent)
August 18, 2019	1	9	25	56	9
August 11, 2019	1	8	25	56	10
August 18, 2018	37	35	21	7	-

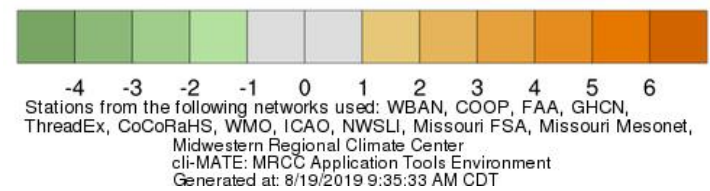
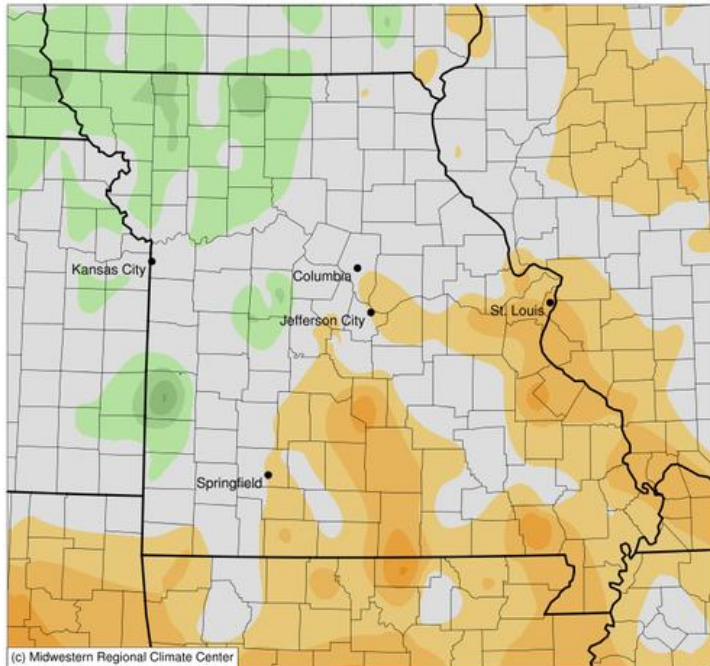
- Represents zero.

Supply of Hay and Other Roughages and Stock Water Supply: August 18, 2019

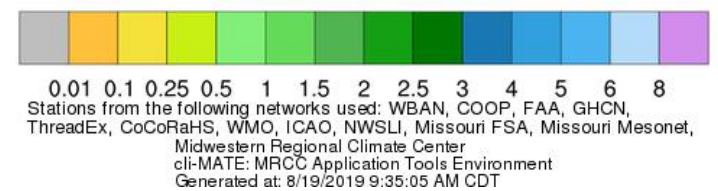
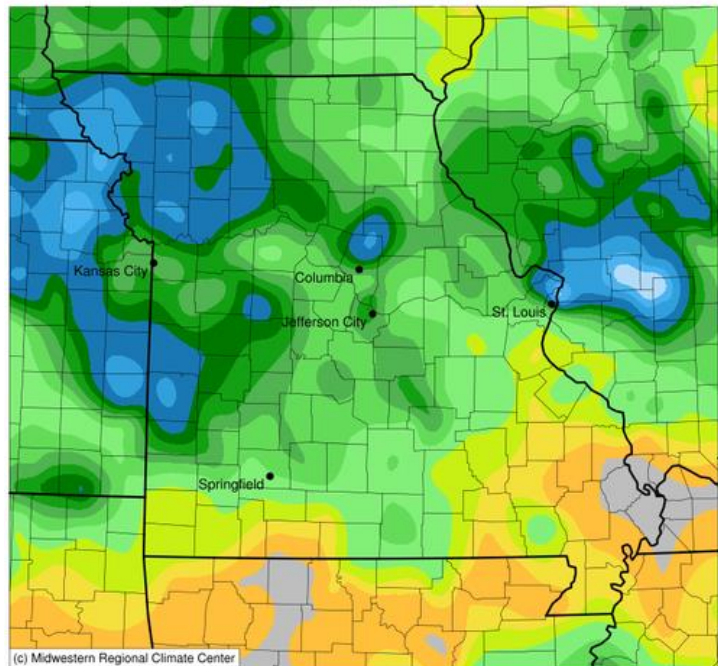
State	Supply of Hay and Other Roughages				Stock Water Supply			
	Very Short	Short	Adequate	Surplus	Very Short	Short	Adequate	Surplus
	(percent)	(percent)	(percent)	(percent)	(percent)	(percent)	(percent)	(percent)
Missouri	5	15	74	6	-	5	88	7

- Represents zero.

Average Temperature (°F): Departure from 1981-2010 Normals
August 12, 2019 to August 18, 2019



Accumulated Precipitation (in)
August 12, 2019 to August 18, 2019



Access to NASS Reports

For your convenience, you may access NASS reports and products the following ways:

- All reports are available electronically, at no cost, on the NASS web site: <http://www.nass.usda.gov>
- Both national and state specific reports are available via a free e-mail subscription. To set-up this free subscription, visit <http://www.nass.usda.gov> and in the “Follow NASS” box under “Receive reports by Email,” click on “National” or “State” to select the reports you would like to receive.
- Follow us on Twitter @usda_nass

For more information on NASS surveys and reports, call the Heartland Regional Field Office at (314) 595-9594 or e-mail: nassrfohlr@usda.gov.