



Missouri Crop Progress and Condition

Released May 2, 2022

There were 3.4 days suitable for fieldwork during the week ending May 1, 2022. Temperatures last week averaged 57.5 degrees statewide, 1.4 degrees below normal. Precipitation averaged 1.48 inch, 0.41 inches above normal. Topsoil moisture supply was rated 1 percent short, 72 percent adequate and 27 percent surplus. Subsoil moisture supply was rated 3 percent short, 83 percent adequate, and 14 percent surplus. Corn planted was 27 percent complete, compared to the 5-year average of 52 percent. Corn emerged was 3 percent compared to the 5-year average of 17 percent. Soybeans planted was 5 percent complete, compared to the 5-year average of 6 percent. Cotton planted was at 8 percent, even with the 5-year average. Rice planted was 5 percent, compared to the 5-year average of 51 percent. Rice emerged was 1 percent compared to the 5-year average of 24 percent. Winter wheat headed was 10 percent, compared to the 5-year average of 34 percent. Winter wheat condition rated 1 percent very poor, 3 percent poor, 28 percent fair, 62 percent good and 6 percent excellent.

Days Suitable for Fieldwork and Soil Moisture Supply: Week Ending May 1, 2022

State	Days Suitable for Fieldwork	Topsoil Moisture Supply				Subsoil Moisture Supply			
		Very Short	Short	Adequate	Surplus	Very Short	Short	Adequate	Surplus
Missouri	3.4	(percent)	(percent)	(percent)	(percent)	(percent)	(percent)	(percent)	(percent)
		-	1	72	27	-	3	83	14

- Represents zero.

Crop Progress – Missouri

Item	Week ending			2017-2021 Average
	May 1, 2022	April 24, 2022	May 1, 2021	
	(percent)	(percent)	(percent)	(percent)
Corn planted	27	10	46	52
Corn emerged	3	(NA)	14	17
Soybeans planted	5	1	9	6
Cotton planted	8	(NA)	3	8
Rice planted	5	1	62	51
Rice emerged	1	(NA)	44	24
Winter wheat headed	10	3	28	34

(NA) Not available.

Winter Wheat Condition – Missouri

Date	Very Poor	Poor	Fair	Good	Excellent
	(percent)	(percent)	(percent)	(percent)	(percent)
May 1, 2022	1	3	28	62	6
April 24, 2022	1	3	37	54	5
May 1, 2021	-	5	36	53	6

- Represents zero.

Pasture Condition – Missouri

Date	Very Poor	Poor	Fair	Good	Excellent
	(percent)	(percent)	(percent)	(percent)	(percent)
May 1, 2022	-	2	39	54	5
April 24, 2022	-	3	44	52	1
May 1, 2021	-	1	25	69	5

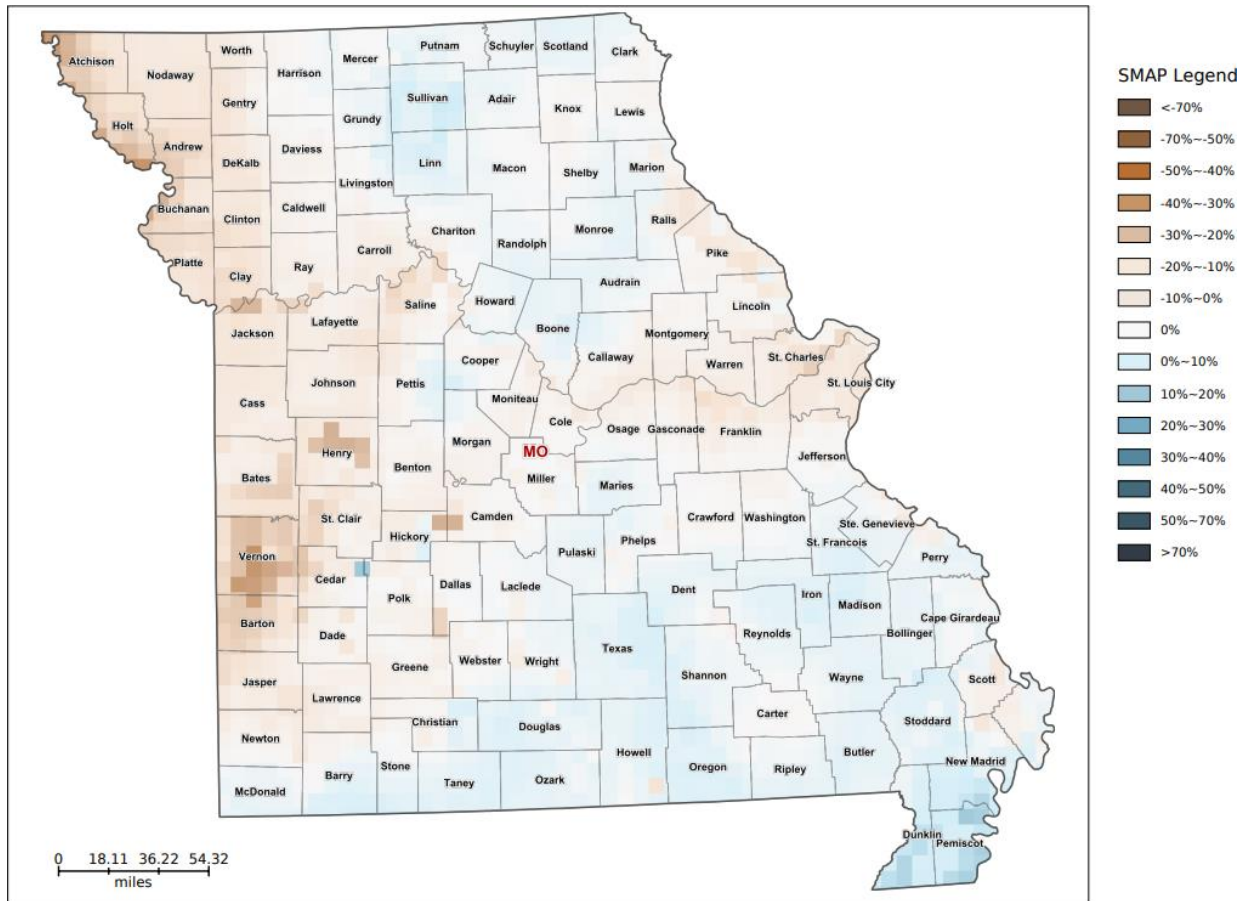
- Represents zero.

Supply of Hay and Other Roughages and Stock Water Supply: May 1, 2022

State	Supply of Hay and Other Roughages				Stock Water Supply			
	Very Short	Short	Adequate	Surplus	Very Short	Short	Adequate	Surplus
	(percent)	(percent)	(percent)	(percent)	(percent)	(percent)	(percent)	(percent)
Missouri	1	10	86	3	-	1	90	9


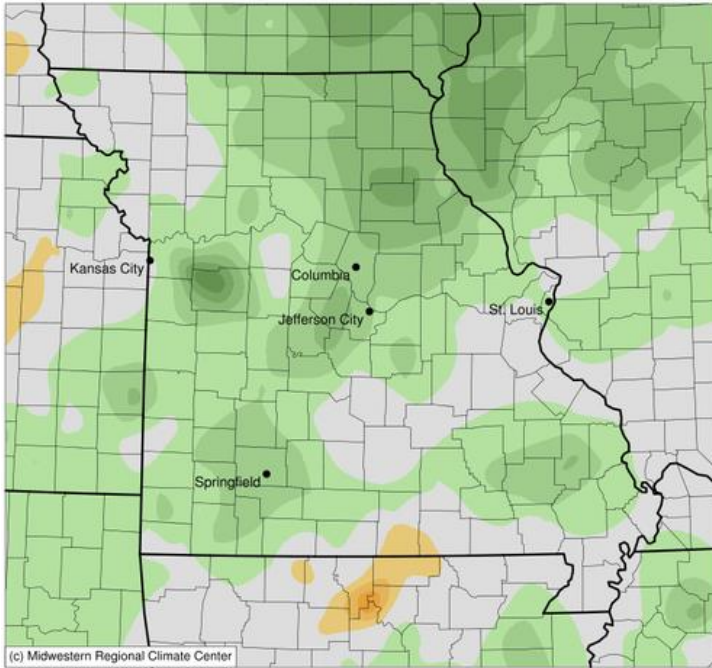
- Represents zero.

Soil Moisture Deviation from Historical Average – April 27



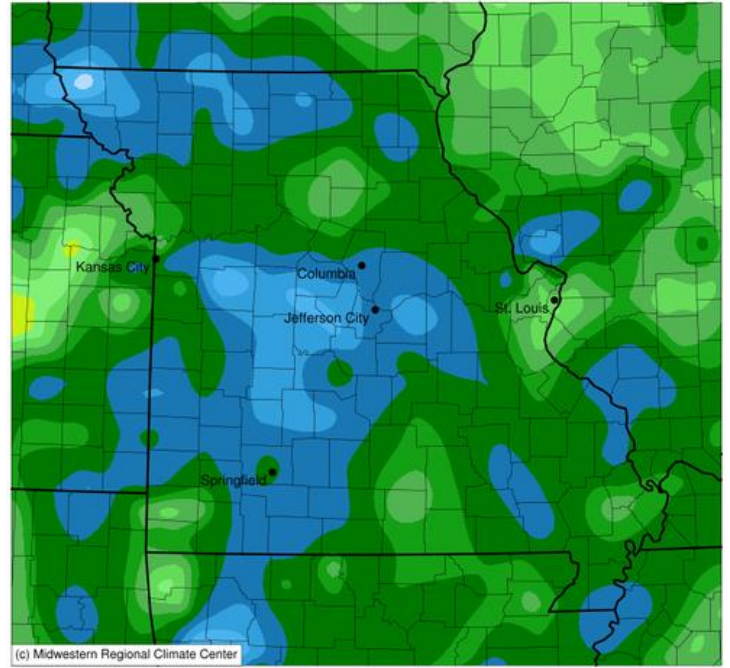
<https://cloud.csiss.gmu.edu/Crop-CASMA/>
(historical average includes 2015-2020)

Average Temperature (°F): Departure from 1991-2020 Normals
 April 25, 2022 to May 01, 2022



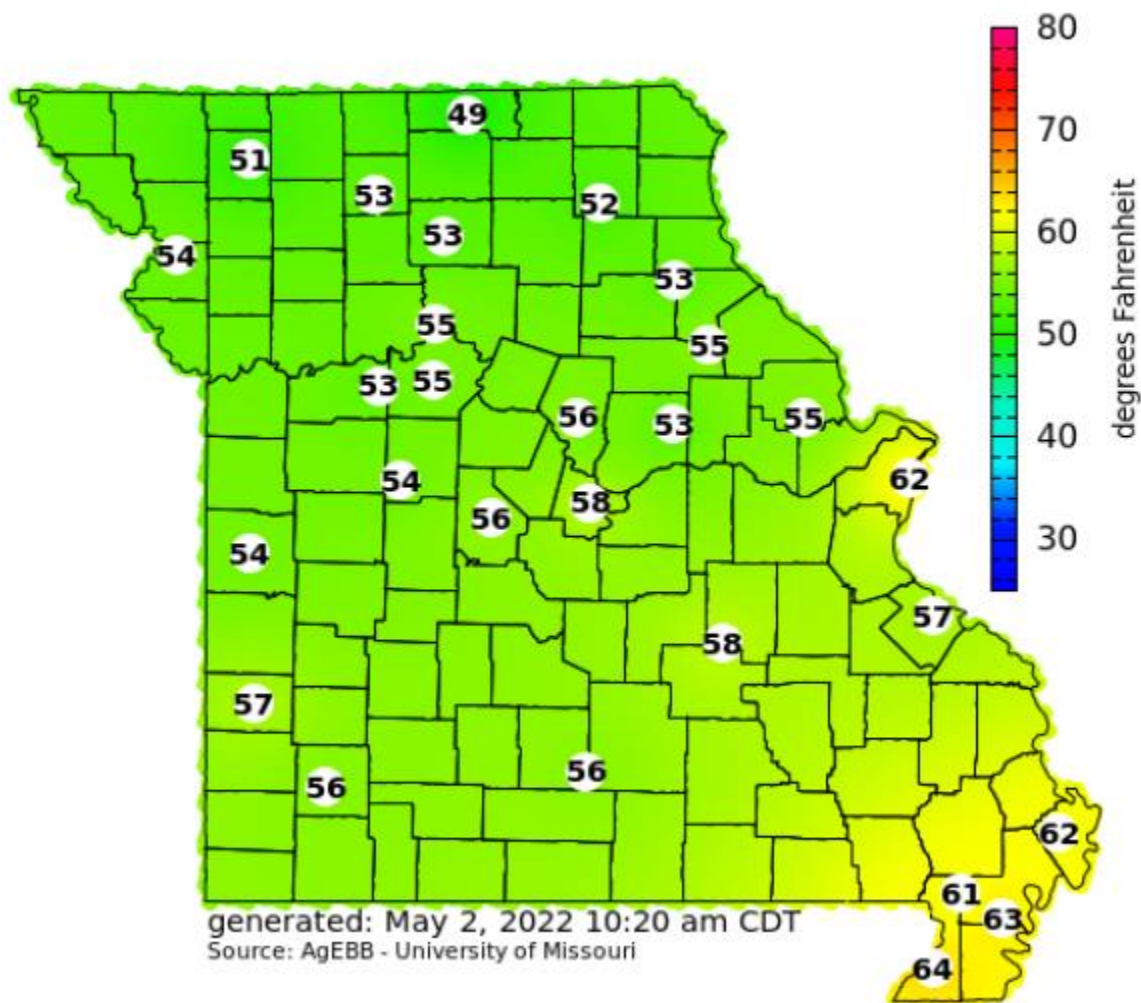
-7 -2 3
 Stations from the following networks used: WBAN, COOP, FAA, GHCN, ThreadEx, CoCoRaHS, WMO, ICAO, NWSLI, Missouri FSA, Missouri Mesonet, Midwestern Regional Climate Center
 cli-MATE: MRCC Application Tools Environment
 Generated at: 5/2/2022 10:14:53 AM CDT

Accumulated Precipitation (in)
 April 25, 2022 to May 01, 2022



0.01 0.05 0.1 0.2 0.3 0.5 0.75 1 1.5 2 2.5 3 4
 Stations from the following networks used: WBAN, COOP, FAA, GHCN, ThreadEx, CoCoRaHS, WMO, ICAO, NWSLI, Missouri FSA, Missouri Mesonet, Midwestern Regional Climate Center
 cli-MATE: MRCC Application Tools Environment
 Generated at: 5/2/2022 10:17:13 AM CDT

Current 4-inch Bare Soil Temperature (°F)



Access to NASS Reports

For your convenience, you may access NASS reports and products the following ways:

- All reports are available electronically, at no cost, on the NASS web site: <http://www.nass.usda.gov>
- Both national and state specific reports are available via a free e-mail subscription. To set-up this free subscription, visit <http://www.nass.usda.gov> and in the “Follow NASS” box under “Receive reports by Email,” click on “National” or “State” to select the reports you would like to receive.
- Follow us on Twitter @usda_nass

For more information on NASS surveys and reports, call the Heartland Regional Field Office at (314) 595-9594 or e-mail: nassrfohlr@usda.gov.