

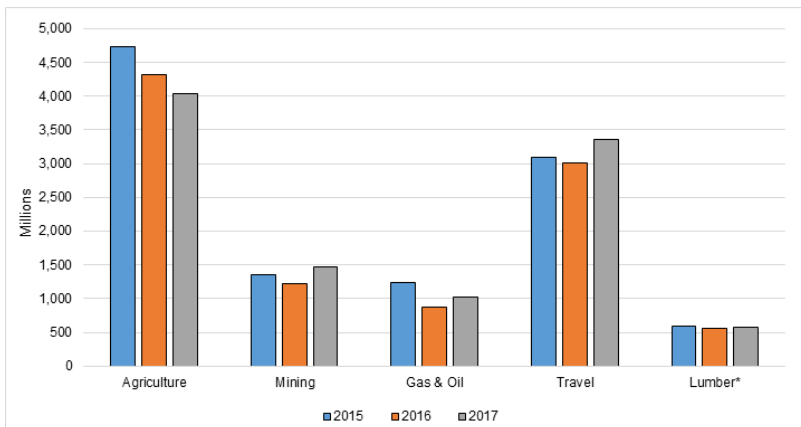
## Agriculture in Montana

The data provided by Montana producers for NASS surveys lets us know what is produced in Montana - from corn and wheat to cattle and sheep. NASS data help expand access to resources for Montana farmers and ranchers to make business decisions and to diversify into new markets.

### Agriculture is consistently Montana's leading industry with a \$4.0 billion impact in 2017.

\$665.1 million greater than the next leading industry, travel.

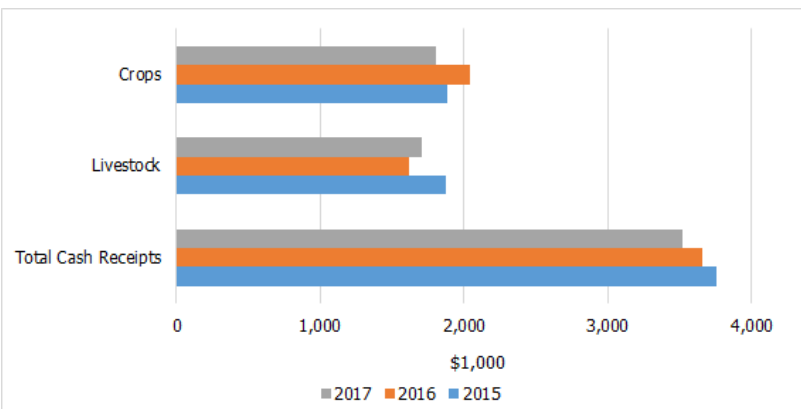
**Selected Montana Industries Revenue in (1,000) Dollars**



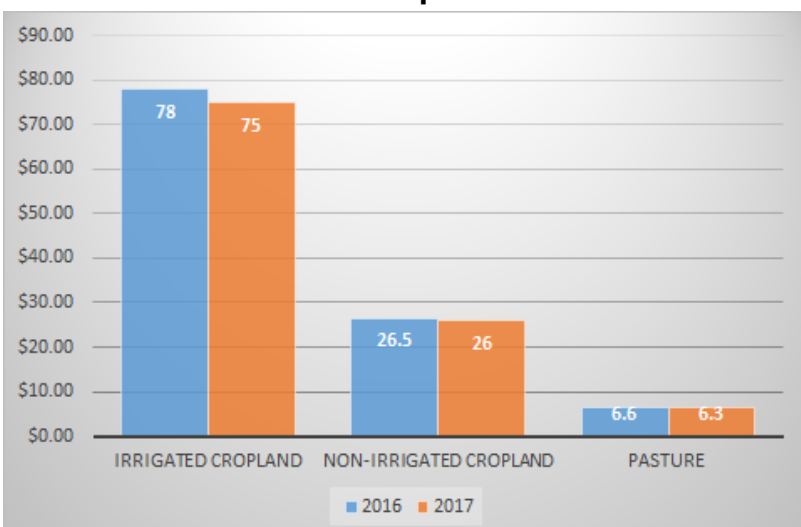
### Total cash receipts from the sale of principal products decreased in 2017 to \$3.5 million.

Cash receipts were 3.9% lower than 2016.

**Cash Receipts from Sales of Principal Products**



**Montana Cash Rents by Land Type in Dollars per Acre**



**\$1,487,167,000**

### The value of crop production in Montana in 2017.


Down 25.2% from 2016.



**\$1,588,241,000**

### The value of livestock production in Montana in 2017.

Down 2.1% from 2016.



## Chouteau

### The top ranking county in Montana for winter wheat production in 2017.

Chouteau county produced 16,129,000 bushels of winter wheat in 2017, That is 32.8 percent more than the next largest county.



## Beaverhead

### The top ranking county in Montana for all cattle inventory on January 1, 2018.

With 150,000 head of cattle, Beaverhead had 35,000 more head of cattle than the next largest cattle county, Yellowstone.



**27,100**

### The number of Montana farms and ranches in 2017.

This includes all farms and ranches with \$1,000 or more in annual sales of agricultural products each year.

