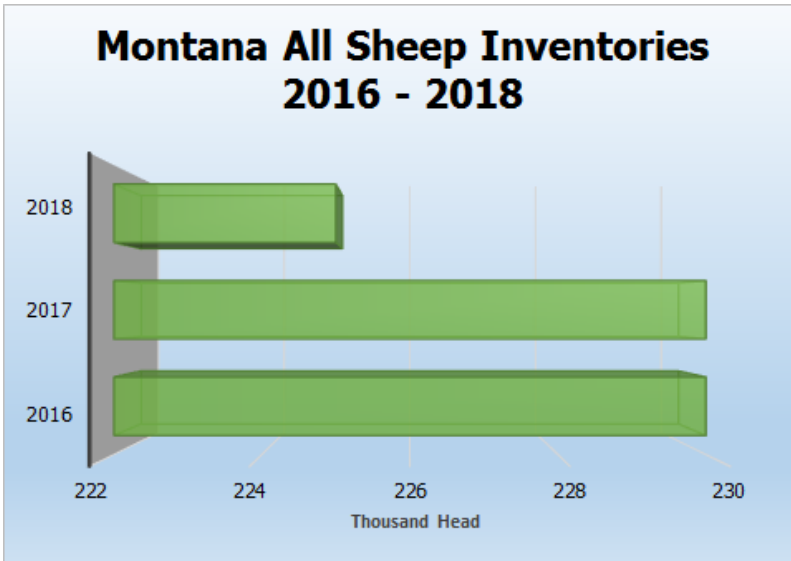


Montana Sheep Production

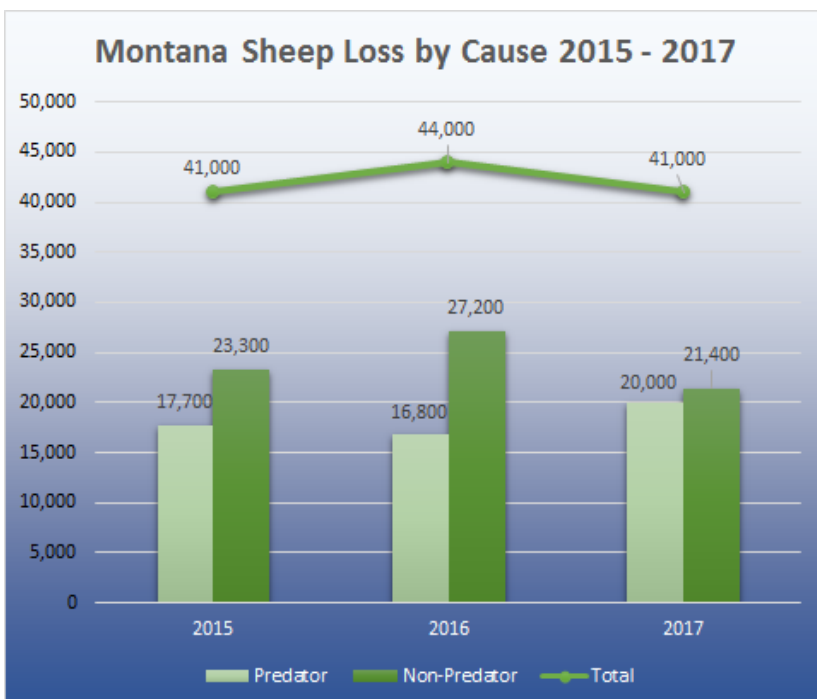
The data provided by Montana ranchers for NASS surveys lets us know what is happening in livestock production in Montana - from inventory and lamb crop to feed and wool production. NASS data help expand access to resources for Montana producers to make business decisions and to diversify into new markets.

Montana's sheep inventory dropped 5,000 head from the 2017 inventory of 230,000 to sit at 225,000 in 2018.



The total value of all sheep and lambs lost from all causes in Montana during 2017 was \$6,760,000.

Or 41,000 head of sheep, which is 3,000 lower than the 2016 totals.




The two leading causes of death in 2017 were coyotes and weather conditions.

Value of loss from all predators was down 13.7% from 2016.

1,338

The number of agricultural operations in Montana who reported an inventory of sheep and lambs in 2012.



There were 28,008 agricultural operations total in Montana, according to the 2012 Census of Agriculture.

Carter County




The top sheep producing county in Montana in 2018 with 25,000 head of sheep.

down 2% from 2017 .

\$3,325,000

The value of wool production in Montana in 2017.

1,750,000 pounds of wool were produced in Montana 2017. Both production and value were down from 2016.



65 and over

The age group with the largest number of sheep producers in Montana according to the 2012 Census of Agriculture.

The next largest age group is 55-64.



\$6.30



The average annual cash rent for an acre of pasture in Montana in 2018.

The average annual cash rent stayed the same as 2017.