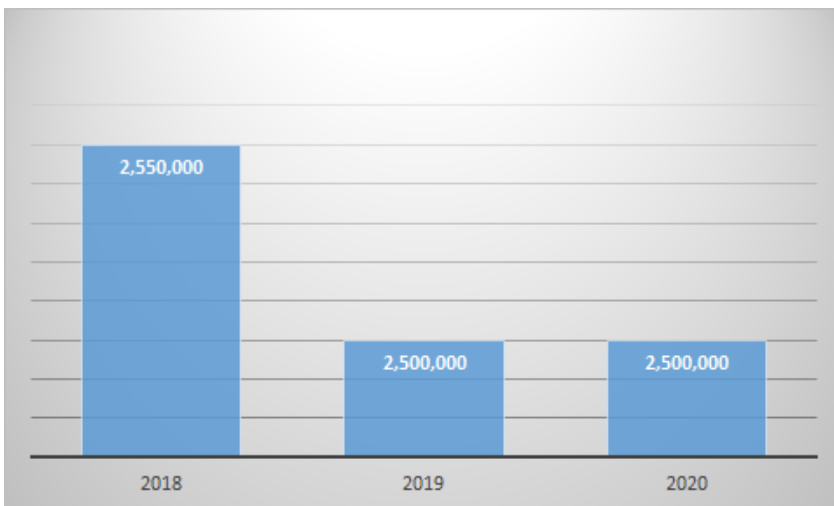


Montana Cattle Production

The data provided by Montana ranchers for NASS surveys lets us know what is happening in livestock production in Montana - from inventory and calf crop to feed and grazing fees. NASS data help expand access to resources for Montana producers to make business decisions and to diversify into new markets.

Montana's 2021 cattle inventory, at 2,450,000 head is down 50,000 head from 2020.

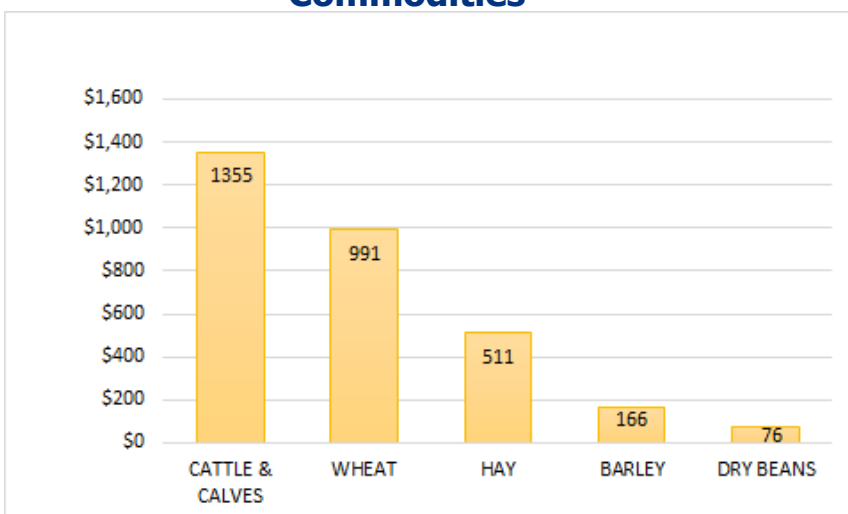
Montana All Cattle Inventory



Death losses for both Cattle and Calves remained the same as 2020. Those losses were 29,000 head for cattle and 60,000 head for calves.

Cattle ranked #1 in Montana's cash receipts by commodity in 2020.

Cash Receipts from the Top Montana Commodities



Cattle receipts have been the highest ranking commodity in Montana for the past 3 years.

\$175,806 or 16% more than wheat receipts, the next highest commodity.

23,100,000

The number of pounds of commercially produced red meat in Montana in 2020.



3,500 cattle were slaughtered on farm in 2020.

Commercially slaughtered red meat was down 21% from 2019 while on-farm slaughter of cattle remained the same.


Beaverhead County



The top cattle producing county in Montana in 2021 with 125,000 head of cattle.

1,310,000

The number of calves born in 2021 in Montana.



Montana's calf crop decreased 80,000 head from a year ago.

Barley ranked #2 in the nation at 23,750 thousand bushels in 2021.



Just 133% below the top ranked state, Idaho at 117,673 thousand bushels.

All Wheat ranked #4 in the nation at 100,850 thousand bushels in 2021

The top ranking state is Kansas, 113% above Montana at 364,000 thousand bushels.



\$24.00

Montana Grazing fees annual average rate per animal unit.

Ranchers paid an average \$26.00 per cow-calf pair per acre in 2020, down from \$24.00 per acre in 2019. The average rate per acre in 2020 was \$24.00, a 16% decrease from 2019.