



U.S. American Indian Agriculture at a Glance

The 2012 Census of Agriculture shows us that U.S. farmers and ranchers are becoming more diverse and that the number of American Indian or Alaska Native farm operators continues to rise.

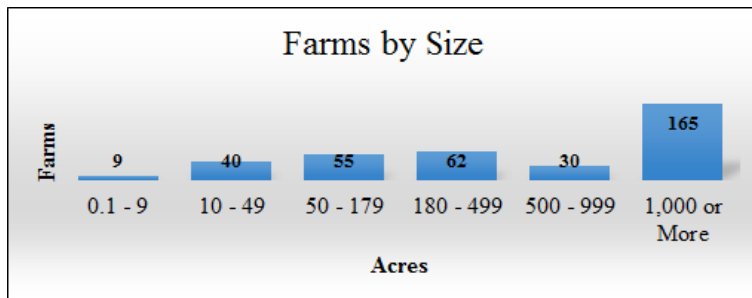
The 2012 Census counted a total of 71,947 American Indian or Alaska Native operators on 56,092 farms and ranches across the United States.

When compared to all farms nationwide, those with American Indian or Alaska Native principal operators tend to be smaller in terms of sales but significantly larger in size. These operations are also less likely to have Internet access.

Crow Reservation Farm Numbers

The Crow reservation contains **361** farms in total.

Land in farms is a total of **2,995,677** acres.



The market value of agriculture products sold for Crow reservation was **107,682,000**

The market value of agriculturer products sold for Crow reservation and operated by American Indians was **10,008,000**

According to the 2012 Census of Agriculture, the Crow

reservation had **581**

total operators with

404 being male

and **177** being female.




There were **64** Farms that planted

100,535 acres of Winter Wheat for Grain according to the 2012 Census of Agriculture.

This resulted in the production of

2,583,642 bushels of winter wheat.



211 Farms

held an inventory of Cattle and Calves reaching **82,873** head.

Total Hay and Haylage acreage was

38,912

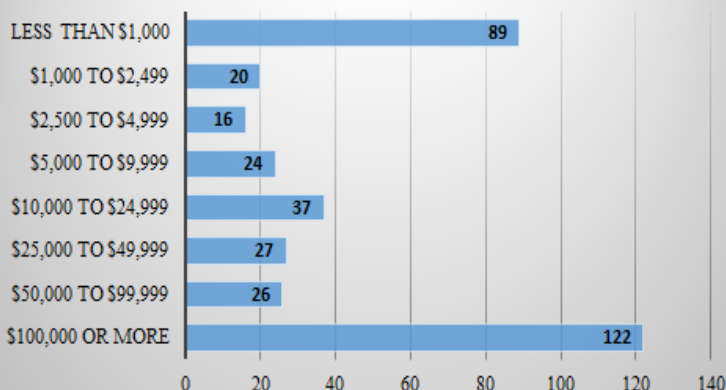
resulting in the production of

69,416

Tons of Hay and Haylage.



Farms by Value of Sales



The average age of the Crow Farmer is

56

440 of the **580**

operators, have worked on the farm **10** years or greater.

