



## U.S. American Indian Agriculture at a Glance

The 2012 Census of Agriculture shows us that U.S. farmers and ranchers are becoming more diverse and that the number of American Indian or Alaska Native farm operators continues to rise.

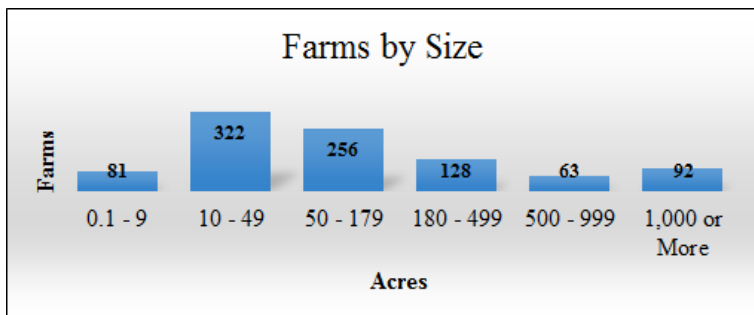
The 2012 Census counted a total of 71,947 American Indian or Alaska Native operators on 56,092 farms and ranches across the United States.

When compared to all farms nationwide, those with American Indian or Alaska Native principal operators tend to be smaller in terms of sales but significantly larger in size. These operations are also less likely to have Internet access.

### Flathead Reservation Farm Numbers

The Flathead reservation contains **942** farms in total.

Land in farms is a total of **811,789** acres.

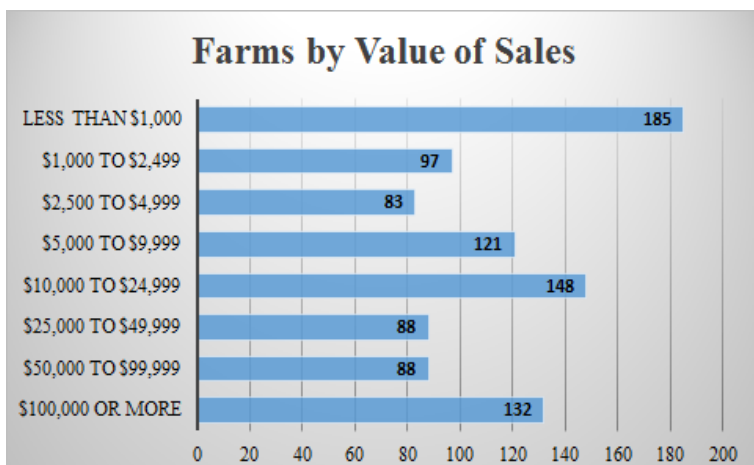


The market value of agriculture products sold for Flathead reservation was

**\$62,302,000**

The market value of agriculturer products sold for Flathead reservation and operated by American Indians was

**\$8,755,000**



According to the 2012 Census of Agriculture, the

Flathead reservation had **1,532** total operators

with **951** being male

and **581** being female.




There were **64** Farms that planted

**13,082** acres of Winter Wheat for Grain according to the 2012 Census of Agriculture.

This resulted in the production of

**915,969** bushels of winter wheat.



**482** Farms

held an inventory of Cattle and Calves reaching **48,483** head.

Total Hay and Haylage acreage was

**52,194**

resulting in the production of

**118,947**

Tons of Hay and Haylage.



The average age of the Flathead Farmer is

**56**

**1,175** of the **1,532** operators, have worked on the farm **10** years or greater.