

The 2017 Census of Agriculture shows us that U.S. farmers and ranchers are becoming more diverse and that the number of American Indian or Alaska Native farm operators continues to rise.

The 2017 Census counted a total of 79,198 American Indian or Alaska Native operators on 60,038 farms and ranches across the United States.

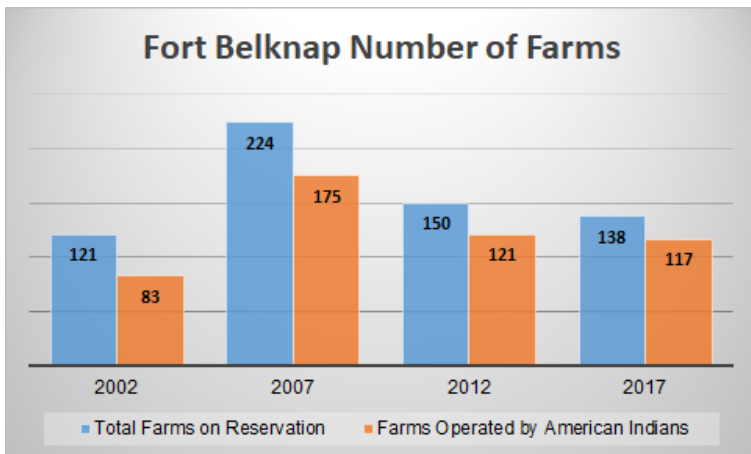
When compared to all farms nationwide, those with American Indian or Alaska Native principal operators tend to be smaller in terms of sales but significantly larger in size. These operations are also less likely to have Internet access.

According to the 2017 Census of Agriculture, the Fort Belknap reservation had

188 total

11 being male, and

being female.



0 , 77


bushels of All Wheat for grain were planted from the

1 , 71

acres planted by


10

farms.



The market value of agriculture products sold for Fort Belknap was **1 , 7,000**

The market value of agriculter products sold for Fort Belknap and operated by American Indians was **, 11,000**



1 Farms

held an inventory of Cattle and Calves reaching **22,0 7** head.

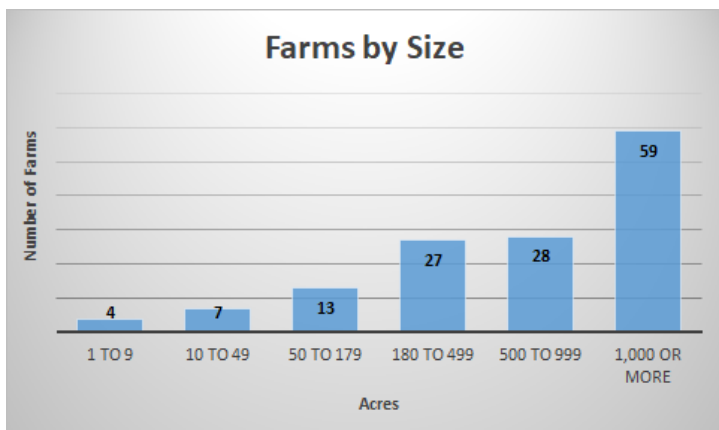
Total Hay acreage planted was

21, 01

resulting in the production of

2 , 7

Tons of Hay and Haylage.



60.8 cpf

156

rtqfwegt. jcxg yqtmgf qp vjg
hct o 10 years or greater.