



Nebraska Wheat Varieties

100 Centennial Mall North, Room 298, Lincoln, Nebraska 68508
Media Contact: Dean C. Groskurth (402) 437-5541



Released March 2015

Settler CL Most Popular Winter Wheat Variety Planted for 2015

Highlights

Settler CL was the most popular winter wheat variety planted for the 2015 Nebraska winter wheat crop, according to USDA's National Agricultural Statistics Service. Settler CL was released in 2008 and has gained a large share of the State's winter wheat seedings. TAM 111 was released in 2007 and has moved into second place since 2012. SY Wolf has moved into third place for the 2015 winter wheat seedings in Nebraska.

For the 2015 crop year Settler CL accounted for 9.5 percent of the acreage and TAM 111 6.0 percent, while SY Wolf was planted on 5.6 percent of the acreage seeded. Brawl CL Plus moved into fourth place, while Overland fell to fifth place.

District Highlights

Settler CL holds first place in the Northwest district. TAM 111 was most popular in Southwestern Nebraska. SY Wolf is the top variety in the Northeast district. Overland was popular in the North and East districts, while Everest was the top variety in the Southeast district.

Hard White Winter Wheat:

Percent of Planted Acreage, Nebraska, 2011-2015

Variety	2011	2012	2013 ¹	2014 ¹	2015
<i>Percent</i>					
All White Varieties	0.9	0.8	0.9	0.8	1.6

¹ Based on administrative data

Of the total hard white winter wheat acreage for 2015, the most common variety planted was Antero.

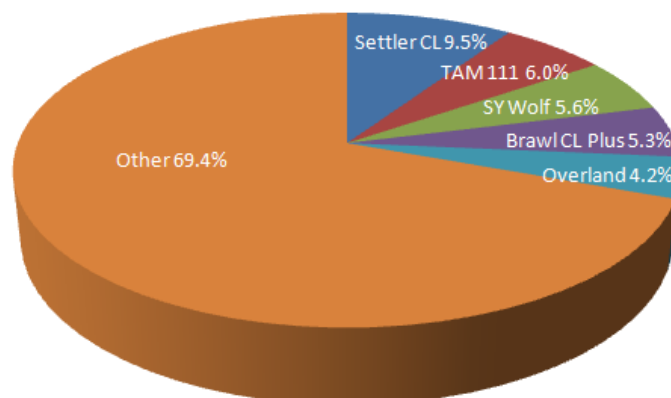
Funding

Supporting funds for this report, "Nebraska Wheat Varieties", were provided by the Nebraska Wheat Board from wheat producer check off funds.

Data Source

This report was derived from 1,113 voluntary reports provided by Nebraska wheat producers who responded to the 2015 Nebraska Wheat Varieties Survey. This summary includes reports representing twenty one (21) percent of the state's total planted acreage estimate.

Top Wheat Varieties for 2015



Source: USDA NASS

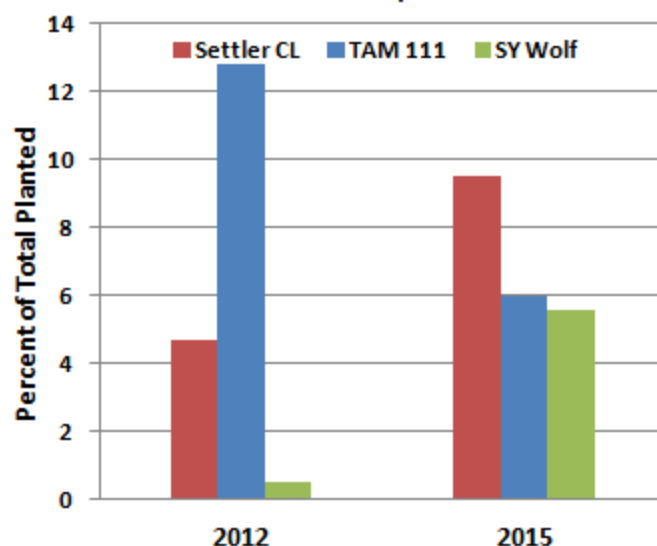
Variety Descriptions

Settler CL is an awned, ivory-gloomed semi-dwarf that was released for its herbicide resistance and superior adaptation to rainfed wheat production. It was developed by the Nebraska Agricultural Experiment Station and the USDA-ARS. It was selected from the cross Wesley sib/Millennium sib/above sib. Settler CL has moderate straw strength and is moderately resistant to stem rust and wheat soilborne mosaic virus.

TAM 111 is a tall, semi-dwarf wheat with good drought tolerance. It is a medium maturing variety with good straw strength. The grain has very good test weight patterns and good milling/baking qualities. It was developed, produced, and marketed exclusively under the AgriPro brand name.

SY Wolf is an awned semi-dwarf developed by Syngenta Seeds, Inc. It was developed from the cross W99-331/97x0906-8. SY Wolf has shown tolerance to leaf rust, powdery mildew, septoria, and tan spot. It has excellent straw strength and is medium in height.

**Top Wheat Varieties for 2015
With Comparison**



Source: USDA NASS

**Winter Wheat: Percent Planted to Each Variety
Nebraska, 2005-2015**

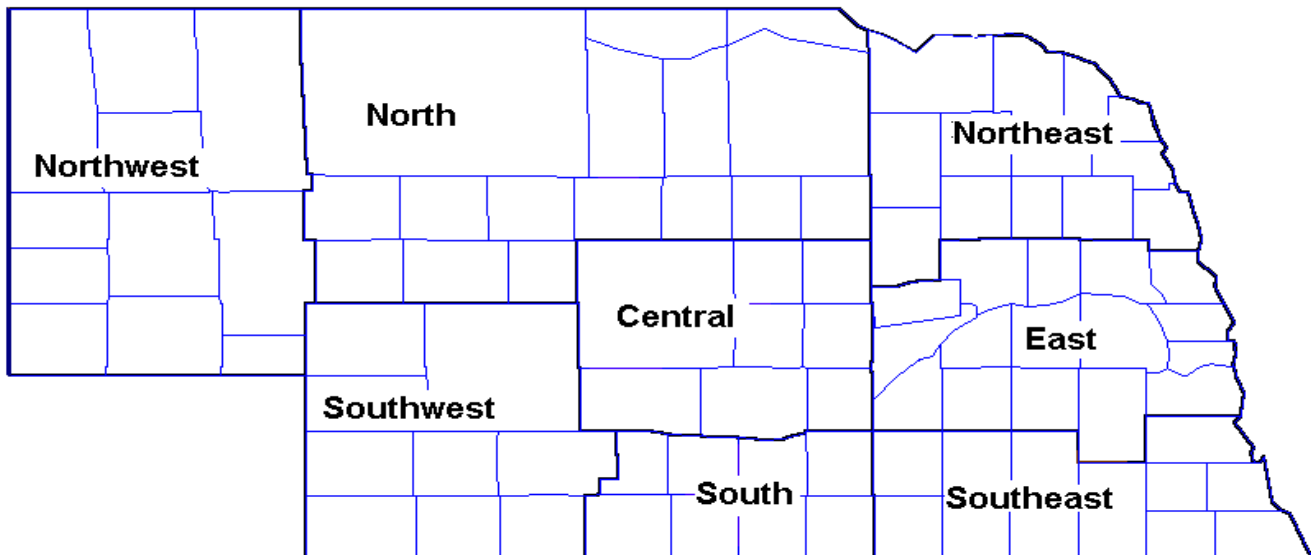
Variety	2005	2006	2007	2008	2009	2010	2011	2012	2015
	<i>Percent</i>								
Settler CL	--	--	--	--	--	--	¹	4.7	9.5
TAM 111	¹	1.2	1.6	3.2	6.5	7.4	8.1	12.8	6.0
SY Wolf	--	--	--	--	--	--	--	¹	5.6
Brawl CL Plus	--	--	--	--	--	--	--	--	5.3
Overland	--	--	--	¹	3.4	5.6	10.8	12.7	4.2
Robidoux	--	--	--	--	--	--	--	--	4.1
Byrd	--	--	--	--	--	--	--	--	4.0
Winterhawk	--	--	--	--	--	--	1.3	3.0	3.9
Goodstreak	1.7	3.7	3.6	5.1	5.0	6.5	4.4	5.1	3.9
Pronghorn	11.4	10.1	12.2	10.6	12.1	13.7	10.4	9.6	3.8
Camelot	--	--	--	--	--	--	1.1	2.3	3.5
Wesley	5.5	5.8	7.2	7.7	4.8	4.1	4.2	2.0	3.0
Infinity CL	--	--	¹	2.3	3.5	3.7	3.3	4.3	3.0
Alliance	10.1	10.1	7.2	6.1	6.1	6.0	3.9	3.7	2.7
AP503 CL2	--	--	--	--	--	--	¹	1.1	1.6
Buckskin	3.7	5.0	3.5	3.4	3.3	4.5	5.9	4.7	1.6
Millennium	10.7	9.5	7.2	9.4	13.2	11.9	7.6	5.9	1.6
WB Cedar	--	--	--	--	--	--	--	--	1.1
Cowboy	--	--	--	--	--	--	--	--	1.0
Blends	--	--	--	--	--	--	--	--	1.4
Other	56.9	54.6	57.5	52.2	42.1	36.6	39.0	28.1	29.2

¹ Less than one percent, included in Other

Winter Wheat: Percent Planted to Each Variety by District, Nebraska, 2015

Variety	Northwest	North	Northeast	Central	East	Southwest	South	Southeast	State
	<i>Percent</i>								
Settler CL	13.9	--	--	--	--	0.4	0.4	--	9.5
TAM 111	2.4	--	--	2.0	2.7	13.5	19.2	0.4	6.0
SY Wolf	2.1	4.5	36.1	19.7	3.0	12.3	14.6	13.4	5.6
Brawl CL Plus	6.8	3.4	--	--	--	2.6	0.1	--	5.3
Overland	3.6	44.8	--	13.2	30.2	3.8	10.0	16.1	4.2
Robidoux	4.6	4.0	--	1.5	--	3.6	1.2	--	4.1
Byrd	3.7	--	--	--	--	5.2	4.5	--	4.0
Winterhawk	0.5	--	--	20.9	--	12.9	5.0	--	3.9
Goodstreak	5.7	--	--	--	--	--	--	--	3.9
Pronghorn	5.5	--	--	--	--	0.3	--	--	3.8
Camelot	4.9	--	--	--	1.8	0.8	0.1	--	3.5
Wesley	4.5	5.0	--	--	0.4	--	0.1	1.5	3.0
Infinity CL	4.3	--	--	--	--	0.5	--	--	3.0
Alliance	3.7	--	--	0.2	--	0.8	--	0.1	2.7
AP503 CL2	1.8	--	--	--	--	1.3	1.3	0.6	1.6
Buckskin	2.3	5.0	--	--	--	0.1	0.1	--	1.6
Millennium	1.5	--	--	3.3	--	1.9	1.5	0.3	1.6
WB Cedar	1.4	--	--	--	0.8	0.2	1.1	2.6	1.1
Cowboy	1.5	--	--	--	--	--	--	--	1.0
Blends	0.5	--	21.1	11.1	3.0	1.9	8.5	6.4	1.4
Other	24.8	33.3	42.8	28.1	58.1	37.9	32.3	58.6	29.2

Nebraska Agricultural Statistics Districts



**Winter Wheat: Acres Planted to Each Variety
Nebraska, 2005-2015**

Variety	2005	2006	2007	2008	2009	2010	2011 ¹	2012 ¹	2015 ³
<i>Thousand Acres</i>									
Settler CL	--	--	--	--	--	--	2	64	162
TAM 111	2	22	33	56	110	118	126	175	102
SY Wolf	--	--	--	--	--	--	--	2	95
Brawl CL Plus	--	--	--	--	--	--	--	--	90
Overland	--	--	--	2	57	90	167	174	71
Roubidoux	--	--	--	--	--	--	--	--	70
Byrd	--	--	--	--	--	--	--	--	68
Winterhawk	--	--	--	--	--	--	20	41	66
Goodstreak	31	67	74	89	85	105	68	70	66
Pronghorn	210	182	250	186	206	220	161	132	65
Camelot	--	--	--	--	--	--	17	32	60
Wesley	102	104	148	135	81	65	65	27	51
Infinity CL	--	--	2	40	60	60	51	59	51
Alliance	187	182	148	107	104	95	60	51	46
AP503 CL2	--	--	--	--	--	--	2	15	27
Buckskin	68	91	72	59	56	73	91	64	27
Millennium	197	172	148	165	224	190	118	81	27
WB Cedar	--	--	--	--	--	--	--	--	19
Cowboy	--	--	--	--	--	--	--	--	17
Blends	--	--	--	--	--	--	--	--	24
Other	1,055	980	1177	913	717	584	606	385	496
Total Planted	1,850	1,800	2,050	1,750	1,700	1,600	1,550	1,370	1700

¹ Revised, ² Less than one percent in Other ³ Preliminary estimate subject to revision

Note: Historical variety reports for earlier years can be found on the web at:
http://www.nass.usda.gov/Statistics_by_State/Nebraska/Publications/Crop_Variety_Reports/index.asp

We express our appreciation to the Nebraska Crop Improvement Association for variety descriptions. For additional information on specific varieties, please contact the Nebraska Crop Improvement Association at (402) 472-1444.

Find agricultural statistics for your county, State, and the Nation at www.nass.usda.gov

NASS provides accurate, timely, useful and objective statistics in service to U.S. agriculture. The Agency invites you to express your thoughts and provide occasional feedback on our products and services by joining a data user community. To join, sign in at <http://usda.mannlib.cornell.edu/subscriptions> and look for "NASS Data User Community."