



# Nebraska Weather and Crops

100 Centennial Mall North, Room 298, Lincoln, Nebraska 68508  
(402) 437-5541 · (402) 437-5547 FAX · [www.nass.usda.gov](http://www.nass.usda.gov)



Issue NE-CW3707

Released September 10, 2007

**Agricultural Summary:** For the week ending September 9, 2007, favorable weather conditions allowed producers to start harvesting high moisture corn in several parts of the state and put up the last cutting of hay, according to USDA's National Agricultural Statistics Service, Nebraska Field Office. The weather helped to speed up soybean maturity with over half of the crop turning color. Producers were also seeding winter wheat and new fields of alfalfa. In the southwestern Panhandle some wheat fields were emerging.

**Weather Summary:** Temperatures averaged 3 degrees above normal across the state. Most districts saw 90's for highs with lows dipping into the mid 40's in some areas. All districts received at least traces of rain but only the South Central and Southeast Districts averaged near a half inch.

### Soil Moisture and Days Suitable For Fieldwork: Nebraska, Week Ending September 9, 2007

	This Week	Last Week	Last Year	Average
<i>Percent</i>				
<b>Topsoil</b>				
Very Short	3	7	13	28
Short	23	22	29	35
Adequate	70	68	54	36
Surplus	4	3	4	1
<b>Subsoil</b>				
Very Short	12	14	32	41
Short	27	27	36	35
Adequate	60	57	32	24
Surplus	1	2	0	0
<b>Days Suitable</b>	6.0	5.7	5.7	6.1

**Field Crops Report:** Corn conditions rated 1 percent very poor, 4 poor, 15 fair, 51 good, and 29 excellent, well above last year's 55 percent good or excellent rating. Irrigated fields rated 86 percent good or excellent while dryland fields rated 70, both above year ago levels. Corn in the dent stage was 93 percent, ahead of last year's 91 and 85 average. Corn mature was 28 percent, ahead of last year's 26 and 21 average. Corn harvested was 2 percent complete, even with last year and the five-year average.

Soybean conditions rated 1 percent very poor, 2 poor, 16 fair, 57 good, and 24 excellent, well above last year's 57 percent good or excellent condition. Soybeans turning color was 52 percent, behind the 58 of last year and average. Soybeans dropping leaves was 7 percent, behind last year's 8 and 16 average.

Alfalfa conditions rated 3 percent very poor, 12 poor, 21 fair, 51 good, and 13 excellent, well above last year's 34 percent good or excellent condition. Third cutting was 94 percent complete, behind last year's 99 and 95 average. Fourth cutting was 25 percent complete, behind last year's 40 and 27 average.

Sorghum conditions rated 1 percent very poor, 1 poor, 13 fair, 57 good, and 28 excellent, well above last year's 52 percent good or excellent condition. Sorghum turning color was 83 percent, ahead of last year's 82 and 69 average. Sorghum mature was 8 percent, behind last year's 11 and even with the five-year average.

Dry bean conditions rated 1 percent very poor, 5 poor, 25 fair, 59 good, and 10 excellent, well above last year's 56 percent good or excellent condition. Dry beans turning color was 96 percent, ahead of last year's 87 and 68 average. Dry beans dropping leaves was 65 percent, well ahead of last year's 45 and 33 average. Dry beans harvested was 9 percent complete, behind last year's 12 and 10 average.

**Wheat** seeded was 16 percent complete, even with last year and near the 17 average. **Proso millet** was 12 percent harvested, behind last year's 16 and 22 average.

### Crop Progress: Nebraska, Week Ending September 9, 2007

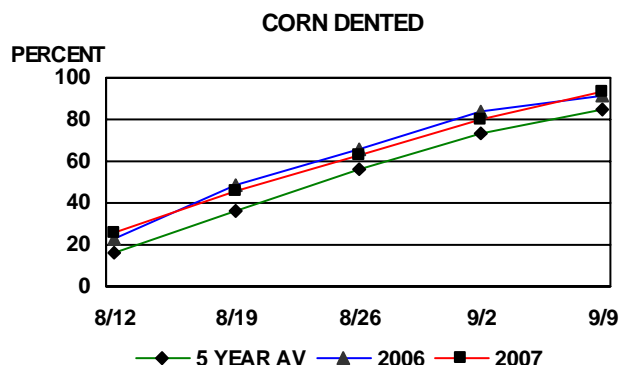
Crop	This Week	Last Week	Last Year	Average
<i>Percent</i>				
Alfalfa 3 <sup>rd</sup> Cutting	94	85	99	95
Alfalfa 4 <sup>th</sup> Cutting	25	11	40	27
Corn Dent	93	80	91	85
Corn Mature	28	10	26	21
Corn Harvested	2		2	2
Dry Beans Dropping Leaves	65	17	45	33
Dry Beans Harvested	9		12	10
Proso Millet Harvested	12	7	16	22
Sorghum Turning Color	83	65	82	69
Sorghum Mature	8	2	11	8
Soybeans Turning Color	52	17	58	58
Soybeans Dropping Leaves	7		8	16
Winter Wheat Seeded	16	6	16	17

### Crop Condition: Nebraska, Week Ending September 9, 2007

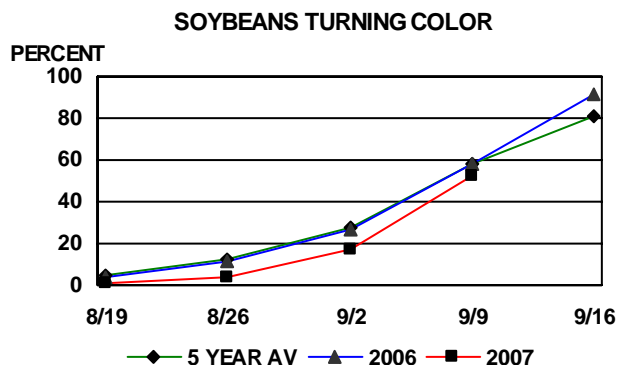
Crop	Very Poor	Poor	Fair	Good	Excellent
<i>Percent</i>					
Alfalfa	3	12	21	51	13
Corn	1	4	15	51	29
Dry Beans	1	5	25	59	10
Sorghum	1	1	13	57	28
Soybeans	1	2	16	57	24

**Livestock, Pasture and Range Report:** Pasture and range conditions rated 3 percent very poor, 12 poor, 25 fair, 47 good, and 13 excellent, well above last year's 10 percent good or excellent condition. Good fall grass is reported in many areas.

*This release is based on data from FSA county directors, county extension educators, NOAA, and the High Plains Regional Climate Center. County comments and reports can be found at: [http://www.nass.usda.gov/Statistics\\_by\\_State/Nebraska/Publications/Crop\\_Progress\\_&\\_Condition/cmts\\_cur.htm](http://www.nass.usda.gov/Statistics_by_State/Nebraska/Publications/Crop_Progress_&_Condition/cmts_cur.htm)*

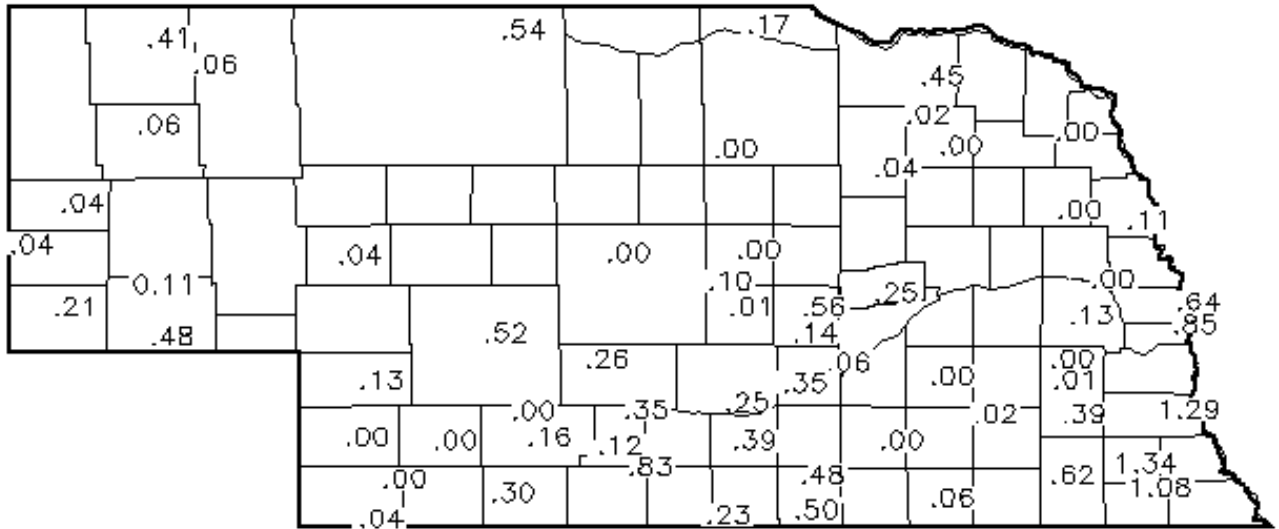


PROGRESS AS OF SUNDAY



PROGRESS AS OF SUNDAY

**Precipitation in Inches for Week Ending 8:00 a.m. September 9, 2007**



**Precipitation: By District, Nebraska, April 1 – September 9, 2007**

Item	NW	NC	NE	CEN	EC	SW	SC	SE
Total past week	.12	.28	.16	.15	.15	.23	.48	.69
Total since April 1	9.74	18.20	23.12	25.01	23.69	19.14	22.40	24.88
Normal since April 1	12.00	15.08	17.83	16.68	18.78	14.62	16.47	19.52
Total as % of normal	79%	120%	129%	150%	126%	130%	135%	127%

**Temperature and Growing Degree Days: By Location, Nebraska,  
Week Ending Sunday, September 9, 2007**

Station	Temperature				Growing Degree Days Since April 15		
	Extremes		Average	Departure	Last Week	Current	Normal
	High	Low					
NW Alliance	95	44	66	+1	104	2470	2414
Scottsbluff	95	46	66	+2	108	2641	2404
Sidney	95	45	66	+2	108	2496	2459
NC Ainsworth	94	46	68	+2	119	2674	2694
Arthur	93	47	68	+2	117	2546	2637
O'Neill	90	48	68	+1	121	2745	2734
NE Concord	86	48	67	0	121	2821	2820
Elgin	89	49	68	+1	126	2811	2780
West Point	89	50	70	+1	133	2935	2932
C Grand Island	89	51	70	+3	135	2929	2735
Lexington	91	48	69	+3	162	2824	2693
Ord	90	49	69	+2	128	2831	2730
EC Central City	88	49	69	+2	132	2944	2785
Lincoln	90	53	73	+4	156	3224	3003
Mead	91	49	72	+2	145	3047	2999
SW Champion	97	48	69	+3	117	2625	2663
Dickens	95	47	69	+3	121	2646	2668
McCook	93	48	70	+4	129	2907	2682
SC Minden	88	51	69	+2	131	2885	2707
Red Cloud	89	53	71	+4	144	3018	2764
Smithfield	90	48	69	+3	129	2799	2697
SE Beatrice	89	52	71	+2	144	3061	3003
Clay Center	88	52	69	+2	132	2859	2763
Nemaha	91	59	73	+4	159	3273	3003

Source: High Plains Regional Climate Center and Nebraska State Climate Office