



Nebraska Weather and Crops

100 Centennial Mall North, Room 298, Lincoln, Nebraska 68508
(402) 437-5541 · (402) 437-5547 FAX · www.nass.usda.gov



Issue NE-CW4407

Released October 29, 2007

Agricultural Summary: For the week ending October 28, 2007, fall harvest picked up in intensity last week as dry conditions allowed farmers back in the field, according to USDA's National Agricultural Statistics Service, Nebraska Field Office. Hard freezing temperatures ended the growing season in most parts of the state. Corn harvest remained ahead of last year and near average, while soybean harvest was still behind. In some parts of the east, additional drying weather was needed with low lying areas too wet to combine. In the west, sugarbeet harvest was finishing up. Other activities around the state included moving cattle to stalk fields and fall tillage.

Weather Summary: Temperatures averaged near normal across the state. The Northwest District had the biggest variance in temperatures with highs in the mid 80's to lows in the low 20's. It was a dry week except for a few traces of precipitation recorded in the Southwest and North Central Districts.

**Soil Moisture and Days Suitable For Fieldwork:
Nebraska, Week Ending October 28, 2007**

	This Week	Last Week	Last Year	Average
<i>Percent</i>				
Topsoil				
Very Short	6	5	9	17
Short	17	14	28	29
Adequate	69	57	61	53
Surplus	8	24	2	1
Subsoil				
Very Short	12	13	26	35
Short	20	21	39	35
Adequate	63	57	35	30
Surplus	5	9	0	0
Days Suitable	6.1	2.2	5.2	5.4

Field Crops Report: Corn conditions rated 1 percent very poor, 3 poor, 14 fair, 51 good, and 31 excellent, well above last year's 59 percent good or excellent rating. Irrigated fields rated 89 percent good or excellent while dryland fields rated 74, both above year ago levels. Corn harvested was 63 percent complete, 4 days ahead of last year's 52 and near the 61 average.

Soybean harvest was 79 percent complete, 8 days behind last year's 88 and 12 days behind the 92 average.

Sorghum conditions rated 0 percent very poor, 1 poor, 13 fair, 56 good, and 30 excellent. Sorghum harvest was 56 percent complete, ahead of last year's 51 but behind the 65 average.

Winter wheat conditions rated 0 percent very poor, 2 poor, 28 fair, 63 good, and 7 excellent, below last year's 75 percent good or excellent rating. Winter wheat emerged was 96 percent, near last year's 97 and even with the five-year average.

Crop Progress: Nebraska, Week Ending October 28, 2007

Crop	This Week	Last Week	Last Year	Average
<i>Percent</i>				
Corn Harvested	63	44	52	61
Sorghum Harvested	56	32	51	65
Soybeans Harvested	79	59	88	92
Winter Wheat Emerged	96	91	97	96

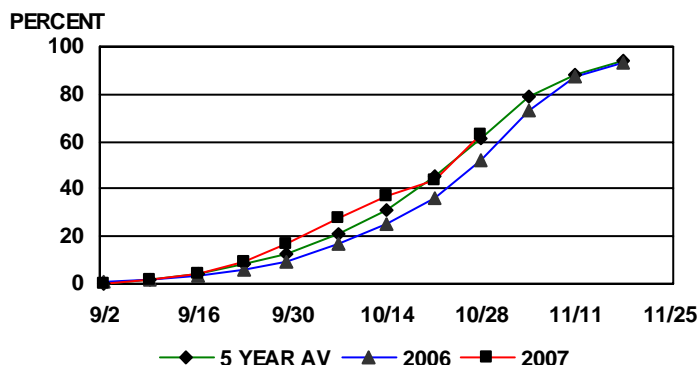
Crop Condition: Nebraska, Week Ending October 28, 2007

Crop	Very Poor	Poor	Fair	Good	Excellent
<i>Percent</i>					
Corn	1	3	14	51	31
Sorghum	0	1	13	56	30
Winter Wheat	0	2	28	63	7

Livestock, Pasture and Range Report: Pasture and range conditions rated 5 percent very poor, 9 poor, 25 fair, 49 good, and 12 excellent, well above last year's 19 percent good or excellent condition.

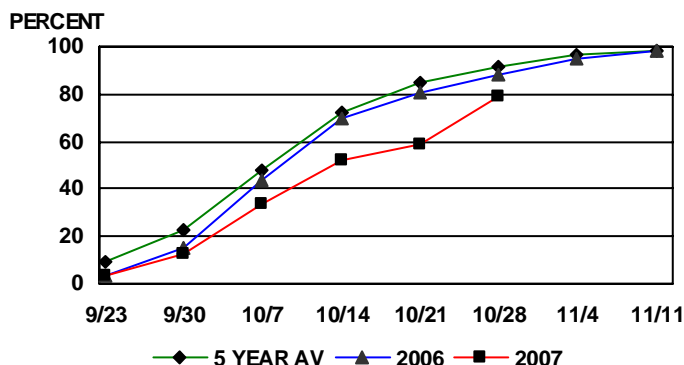
This release is based on data from FSA county directors, county extension educators, NOAA, and the High Plains Regional Climate Center. County comments and reports can be found at: http://www.nass.usda.gov/Statistics_by_State/Nebraska/Publications/Crop_Progress_&_Condition/cmts_cur.htm

CORN HARVEST



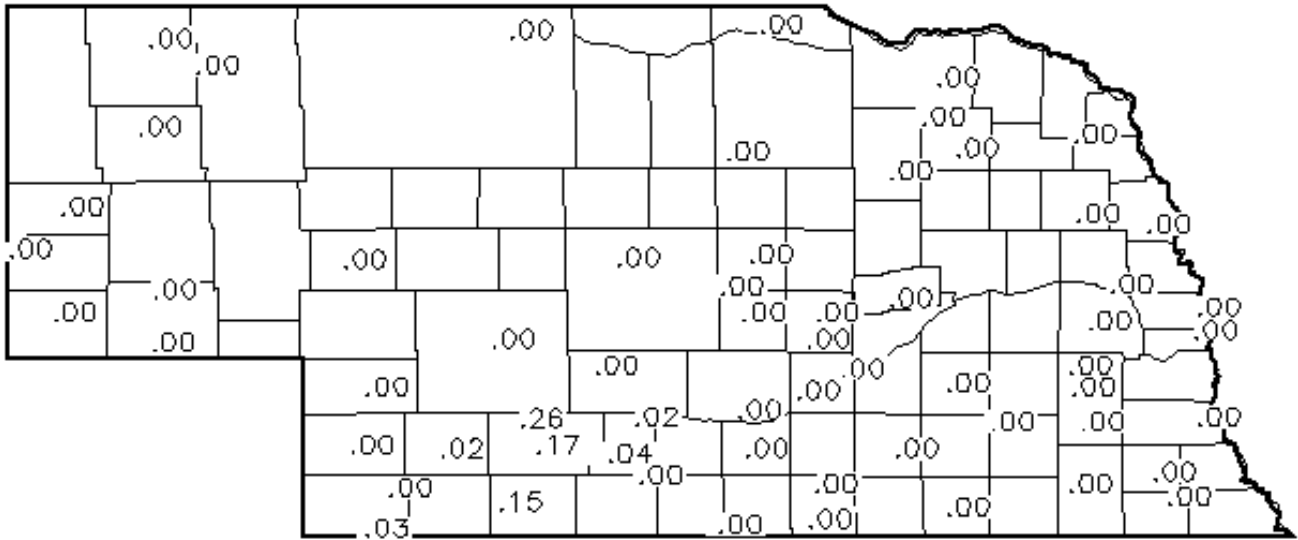
PROGRESS AS OF SUNDAY

SOYBEAN HARVEST



PROGRESS AS OF SUNDAY

Precipitation in Inches for Week Ending 8:00 a.m. October 28, 2007



Precipitation: By District, Nebraska, April 1 – October 28, 2007

Item	NW	NC	NE	CEN	EC	SW	SC	SE
Total past week	.00	.06	.00	.00	.00	.07	.01	.00
Total since April 1	11.41	23.82	31.74	28.72	31.19	21.69	25.41	32.22
Normal since April 1	13.64	17.66	21.40	19.67	23.12	16.70	19.39	24.13
Total as % of normal	82%	134%	149%	146%	135%	129%	130%	133%

**Temperature: By Location, Nebraska,
Week Ending Sunday, October 28, 2007**

	Station	Temperature			
		Extremes		Average	Departure
		High	Low		
NW	Alliance	81	24	47	+2
	Scottsbluff	83	24	48	+3
	Sidney	84	23	48	+2
NC	Ainsworth	72	28	48	+1
	Arthur	75	27	48	+1
	O'Neill	71	29	48	0
NE	Concord	70	28	46	-2
	Elgin	70	30	48	0
	West Point	71	27	47	-3
C	Grand Island	73	29	48	0
	Lexington	73	28	47	0
	Ord	73	27	47	-1
EC	Central City	73	28	47	-2
	Lincoln	71	28	47	-3
	Mead	72	25	46	-4
SW	Champion	78	22	47	-1
	Dickens	73	26	48	0
	McCook	74	27	48	+1
SC	Minden	73	28	48	0
	Red Cloud	73	27	48	0
	Smithfield	72	28	47	0
SE	Beatrice	71	27	47	-4
	Clay Center	72	27	47	-2
	Nemaha	68	36	50	-1

Source: High Plains Regional Climate Center and Nebraska State Climate Office