



# Nebraska Weather and Crops

100 Centennial Mall North, Room 298, Lincoln, Nebraska 68508  
(402) 437-5541 · (402) 437-5547 FAX · [www.nass.usda.gov](http://www.nass.usda.gov)



Issue NE-CW 3708

Released September 15, 2008

**Agricultural Summary:** For the week ending September 14, another week of cool, damp weather slowed crop maturity according to USDA's National Agricultural Statistics Service, Nebraska Field Office. These conditions also slowed dry bean and millet harvests in the Panhandle. High moisture corn harvest is expected to begin soon. The precipitation has been beneficial for pastures and rangeland.

**Weather Summary:** Temperatures averaged 5 degrees below normal across the state. The state saw upper 70's or low 80's for highs with lows dipping into the mid-to-upper 30's in most districts. All districts received at least a half inch of rain with the Southeast District averaging over two inches of precipitation.

**Soil Moisture and Days Suitable:  
Nebraska, Week Ending September 14, 2008**

	This Week	Last Week	Last Year	Average
<i>Percent</i>				
<b>Topsoil</b>				
Very Short	3	7	7	17
Short	17	35	23	32
Adequate	77	57	67	48
Surplus	3	1	3	3
<b>Subsoil</b>				
Very Short	7	7	14	30
Short	27	38	26	36
Adequate	65	54	59	34
Surplus	1	1	1	0
<b>Days Suitable</b>	4.1	5.6	6.1	5.7

**Field Crops Report:** Corn conditions rated 2 percent very poor, 4 poor, 17 fair, 55 good, and 22 excellent, just below last year's 80 percent good or excellent rating. Irrigated fields rated 83 percent good or excellent while dryland fields rated 69, both near year ago levels. Corn in the dough stage was 97 percent, near last year's 100 and 99 average. Corn in the dent stage was 85 percent, behind last year's 97 and five days behind the 91 average. Corn mature was 9 percent, well behind last year's 41 and 30 average. Corn harvested was 1 percent complete, behind last year and the five-year average of 3.

Soybean conditions rated 2 percent very poor, 6 poor, 23 fair, 55 good, and 14 excellent, well below last year's 82 percent good or excellent condition. Soybeans turning color was 55 percent, behind last year's 74 and four days behind the 75 average. Soybeans dropping leaves was 13 percent, behind last year's 22 and 27 average.

Alfalfa conditions rated 3 percent very poor, 5 poor, 24 fair, 59 good, and 9 excellent, above last year's 66 percent good or excellent condition. Third cutting was 97 percent complete, behind last year's 98 and even with the average. Fourth cutting was 19 percent complete, behind last year's 34 and 35 average.

Sorghum conditions rated 0 percent very poor, 3 poor, 23 fair, 56 good, and 18 excellent, well below last year's 85 percent good or excellent condition. Sorghum turning color was 68 percent, behind last year's 91 and six days behind the 81 average. Sorghum mature was 1 percent, behind last year's 12 and 13 average.

Dry bean conditions rated 0 percent very poor, 3 poor, 30 fair, 58 good, and 9 excellent, below last year's 72 percent good or excellent condition. Dry beans turning color was 79 percent, behind last year's 99 and 86 average. Dry beans dropping leaves was 31 percent, well behind last year's 73 and eight days behind the 53 average. Dry beans harvested were 6 percent complete, behind last year's 24 and 18 average.

Wheat seeded was 18 percent complete, behind last year's 30 and 31 average. Proso millet was 16 percent harvested, behind last year's 31 and 30 average.

**Crop Progress: Nebraska, Week Ending September 14, 2008**

Crop	This Week	Last Week	Last Year	Average
<i>Percent</i>				
Alfalfa 3 <sup>rd</sup> Cutting	97	93	98	97
Alfalfa 4 <sup>th</sup> Cutting	19	7	34	35
Corn Dough	97	94	100	99
Corn Dent	85	70	97	91
Corn Mature	9	5	41	30
Corn Harvested	1		3	3
Dry Beans Turning Color	79	75	99	86
Dry Beans Dropping Leaves	31	19	73	53
Dry Beans Harvested	6	3	24	18
Proso Millet Harvested	16	5	31	30
Sorghum Turning Color	68	45	91	81
Sorghum Mature	1		12	13
Soybeans Turning Color	55	27	74	75
Soybeans Dropping Leaves	13	3	22	27
Winter Wheat Seeded	18	6	30	31

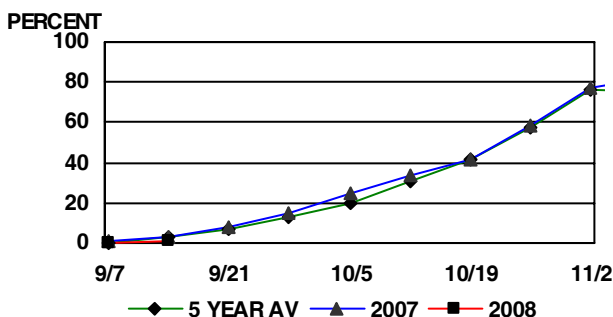
**Crop Condition: Nebraska, Week Ending September 14, 2008**

Crop	Very Poor	Poor	Fair	Good	Excellent
<i>Percent</i>					
Alfalfa	3	5	24	59	9
Corn	2	4	17	55	22
Dry Beans	0	3	30	58	9
Sorghum	0	3	23	56	18
Soybeans	2	6	23	55	14

**Livestock, Pasture and Range Report:** Pasture and range conditions rated 3 percent very poor, 11 poor, 27 fair, 52 good, and 7 excellent, near last year's 58 percent good or excellent condition.

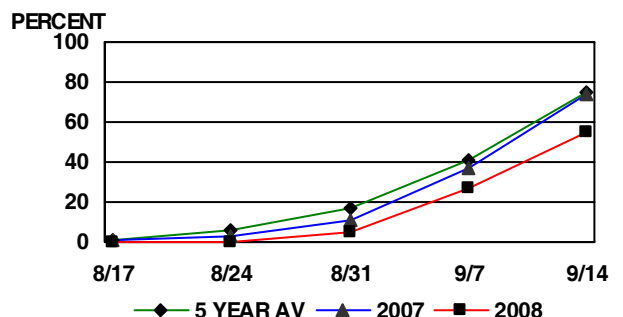
*This release is based on data from FSA county directors, county extension educators, NOAA, and the High Plains Regional Climate Center. County comments and reports can be found at: [http://www.nass.usda.gov/Statistics/by\\_State/Nebraska/Publications/Crop\\_Progress\\_&\\_Condition/cmts\\_cur.htm](http://www.nass.usda.gov/Statistics/by_State/Nebraska/Publications/Crop_Progress_&_Condition/cmts_cur.htm)*

**CORN HARVEST**



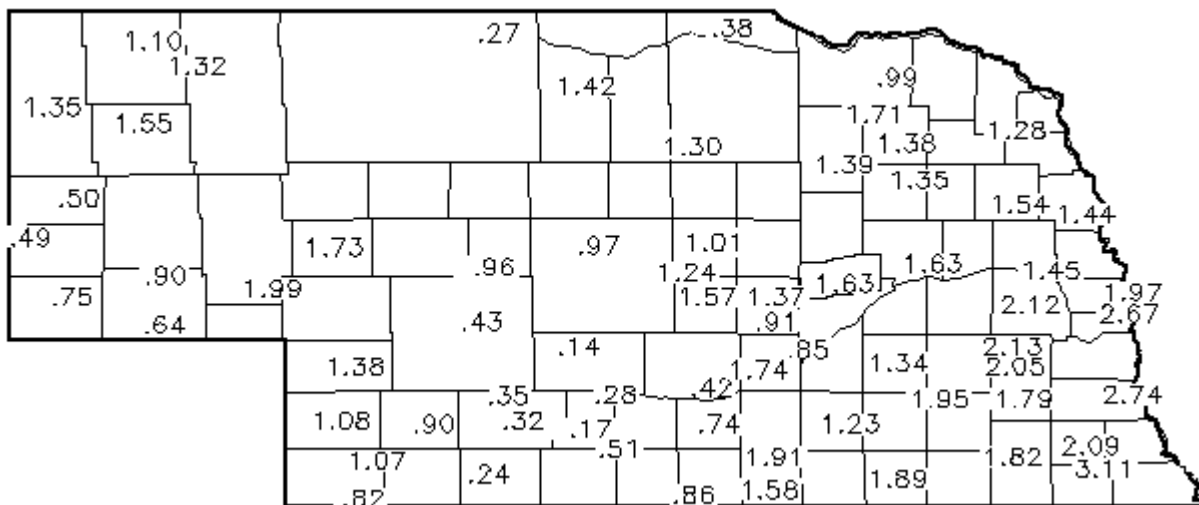
PROGRESS AS OF SUNDAY

**SOYBEANS TURNING COLOR**



PROGRESS AS OF SUNDAY

**Precipitation in Inches for Week Ending 8:00 a.m September 14, 2008**



**Precipitation: By District, Nebraska, April 1 – September 14, 2008**

Item	NW	NC	NE	CEN	EC	SW	SC	SE
Total past week	.90	.97	1.37	1.01	1.79	.68	.87	2.08
Total since April 1	12.78	20.29	20.17	22.10	25.90	20.16	22.59	25.87
Normal since April 1	12.22	15.42	18.28	17.11	19.36	14.91	16.88	20.14
Total as % of normal	105%	131%	110%	128%	133%	134%	133%	128%

**Temperature and Growing Degree Days: By Location, Nebraska,  
Week Ending Sunday, September 14, 2008**

Station	Temperature				Growing Degree Days Since April 15			
	Extremes		Average	Departure	Last Week	Current	Normal	
	High	Low						
NW	Alliance	79	36	55	-7	59	2137	2492
	Scottsbluff	81	37	57	-5	68	2358	2482
	Sidney	84	36	56	-6	61	2250	2537
NC	Ainsworth	74	42	58	-6	68	2346	2777
	Arthur	79	39	56	-8	62	2259	2718
	O'Neill	74	42	59	-6	71	2402	2820
NE	Concord	75	41	60	-5	82	2466	2910
	Elgin	74	44	59	-6	71	2442	2868
	West Point	79	38	61	-5	89	2582	3028
C	Grand Island	76	40	61	-4	85	2625	2821
	Lexington	77	39	59	-5	79	2519	2776
	Ord	75	40	60	-5	78	2530	2816
EC	Central City	78	39	61	-5	86	2589	2873
	Lincoln	80	41	63	-5	96	2873	3102
	Mead	80	37	61	-6	92	2722	3098
SW	Champion	84	37	57	-7	64	2412	2745
	Dickens	77	41	57	-7	66	2420	2750
	McCook	82	42	60	-5	79	2665	2765
SC	Minden	77	40	60	-5	81	2565	2791
	Red Cloud	78	40	61	-4	90	2712	2850
	Smithfield	77	39	60	-5	80	2520	2781
SE	Beatrice	80	38	62	-5	95	2738	3102
	Clay Center	76	39	60	-5	81	2604	2850
	Nemaha	82	42	64	-3	104	2963	3103

Source: High Plains Regional Climate Center and Nebraska State Climate Office