



Nebraska Weather and Crops

100 Centennial Mall North, Room 298, Lincoln, Nebraska 68508
(402) 437-5541 · (402) 437-5547 FAX · www.nass.usda.gov



Issue NE-CW 4108

Released October 14, 2008

Agricultural Summary: For the week ending October 12, 2008, widespread rain caused harvest delays in many areas but by Sunday soybean harvest was nearing two-thirds complete, according to USDA's National Agricultural Statistics Service, Nebraska Field Office. Corn harvest made slow progress because of high grain moisture levels. In the west, producers were finishing up dry bean and millet harvest.

Weather Summary: Temperatures averaged 1 degree above normal across the state with highs reaching 80 in the Southeast and East Central Districts while the Panhandle had lows below the freezing mark. The majority of the state received one to two inches of rainfall, with the Panhandle and Southeastern counties recording near half an inch.

Soil Moisture and Days Suitable: Nebraska, Week Ending October 12, 2008

	This Week	Last Week	Last Year	Average
<i>Percent</i>				
Topsoil				
Very Short	3	4	9	15
Short	17	30	21	29
Adequate	74	65	62	54
Surplus	6	1	8	2
Subsoil				
Very Short	8	9	16	29
Short	26	29	24	32
Adequate	65	61	56	38
Surplus	1	1	4	1
Days Suitable	5.0	6.6	5.0	5.5

Field Crops Report: Corn conditions rated 2 percent very poor, 4 poor, 18 fair, 54 good, and 22 excellent, below last year's 81 percent good or excellent rating. Irrigated fields rated 80 percent good or excellent while dryland fields rated 69, both below year ago levels. Corn mature was 79 percent, well behind last year's 95 and 93 average. Corn harvested was 14 percent, behind last year's 34 and twelve days behind the 29 average.

Soybean conditions rated 1 percent very poor, 5 poor, 24 fair, 56 good, and 14 excellent, well below last year's 82 percent good or excellent condition. Soybeans dropping leaves were 97 percent, near last year and average of 99. Soybeans harvested were 62 percent, well ahead of last year's 47 but one day behind the 66 average.

Alfalfa fourth cutting was 85 percent complete, even with last year and near the 86 average.

Sorghum conditions rated 1 percent very poor, 4 poor, 19 fair, 53 good, and 23 excellent, below last year's 84 percent good or excellent condition. Sorghum mature was 60 percent, well behind last year's 95 and 91 average. Sorghum harvested was 5 percent, behind last year's 21 and fifteen days behind the 26 average.

Dry bean harvest neared completion and was 95 percent, even with last year and well ahead of the 83 average.

Winter wheat seeded was 92 percent, behind last year's 95 and 94 average. Winter wheat emerged was 77 percent, ahead of last year's 73 and near the 76 average. Rainfall during the week should assist the establishment of fall stands.

Proso millet harvest also neared completion and was 86 percent, well behind last year's 97 but ahead of the 82 average.

Crop Progress: Nebraska, Week Ending October 12, 2008

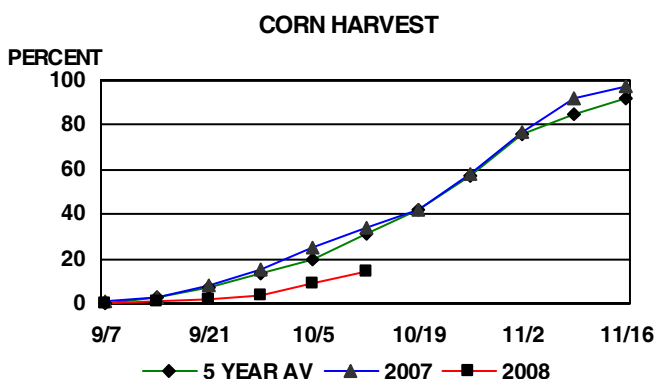
Crop	This Week	Last Week	Last Year	Average
<i>Percent</i>				
Alfalfa 4 th Cutting	85	71	85	86
Corn Mature	79	63	95	93
Corn Harvested	14	9	34	29
Dry Beans Harvested	95	74	95	83
Proso Millet Harvested	86	70	97	82
Sorghum Mature	60	34	95	91
Sorghum Harvested	5	2	21	26
Soybeans Dropping Leaves	97	87	99	99
Soybeans Harvested	62	32	47	66
Winter Wheat Seeded	92	85	95	94
Winter Wheat Emerged	77	53	73	76

Crop Condition: Nebraska, Week Ending October 12, 2008

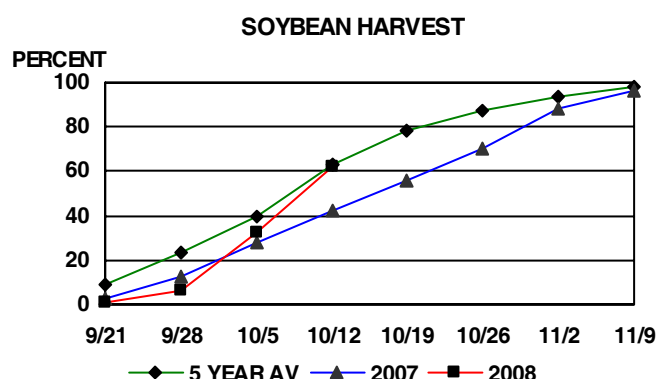
Crop	Very Poor	Poor	Fair	Good	Excellent
<i>Percent</i>					
Corn	2	4	18	54	22
Sorghum	1	4	19	53	23
Soybeans	1	5	24	56	14

Livestock, Pasture and Range Report: Pasture and range conditions rated 3 percent very poor, 12 poor, 28 fair, 49 good, and 8 excellent, near last year's 60 percent good or excellent condition. Cattle were beginning to be moved to stalk fields as they become available.

This release is based on data from FSA county directors, county extension educators, NOAA, and the High Plains Regional Climate Center. County comments and reports can be found at: http://www.nass.usda.gov/Statistics_by_State/Nebraska/Publications/Crop_Progress_&_Condition/cmts_cur.htm

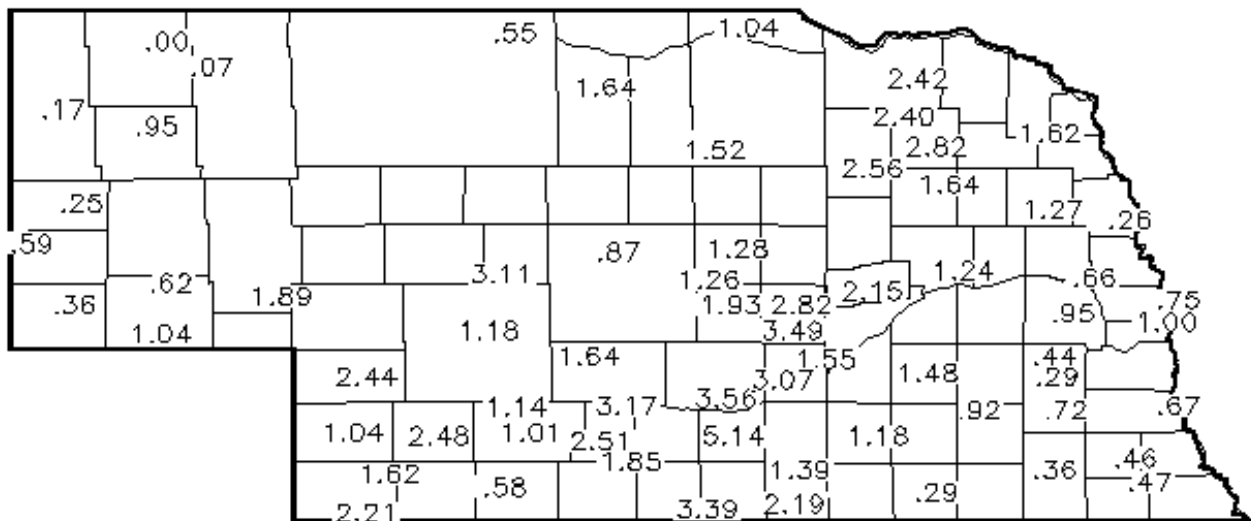


PROGRESS AS OF SUNDAY



PROGRESS AS OF SUNDAY

Precipitation in Inches for Week Ending 8:00 a.m. October 12, 2008



Precipitation: By District, Nebraska, April 1 – October 12, 2008

Item	NW	NC	NE	CEN	EC	SW	SC	SE
Total past week	.50	1.13	1.79	1.79	1.09	1.37	2.40	.58
Total since April 1	13.33	22.55	23.78	24.18	27.65	21.55	24.81	26.72
Normal since April 1	13.22	17.00	20.47	18.99	22.03	16.19	18.71	22.97
Total as % of normal	101%	132%	116%	126%	125%	132%	132%	116%

**Temperature: By Location, Nebraska,
Week Ending Sunday, October 12, 2008**

Station	Temperature				
	Extremes		Average	Departure	
	High	Low			
NW	Alliance	70	30	44	-8
	Scottsbluff	75	28	47	-5
	Sidney	73	30	47	-6
NC	Ainsworth	69	35	50	-5
	Arthur	70	34	49	-5
	O'Neill	70	39	53	-2
NE	Concord	75	38	58	+3
	Elgin	75	41	55	0
	West Point	76	37	60	+4
C	Grand Island	76	38	58	+3
	Lexington	74	38	55	+1
	Ord	73	37	54	-1
EC	Central City	78	36	59	+4
	Lincoln	80	39	63	+6
	Mead	80	36	63	+6
SW	Champion	71	32	52	-2
	Dickens	69	35	52	-2
	McCook	78	40	56	+2
SC	Minden	76	38	57	+2
	Red Cloud	77	41	61	+6
	Smithfield	74	39	55	+1
SE	Beatrice	80	37	62	+5
	Clay Center	78	39	60	+5
	Nemaha	80	42	64	+7

Source: High Plains Regional Climate Center and Nebraska State Climate Office