



Nebraska Weather and Crops

100 Centennial Mall North, Room 298, Lincoln, Nebraska 68508
(402) 437-5541 · (402) 437-5547 FAX · www.nass.usda.gov



Issue NE-CW 4508

Released November 10, 2008

Agricultural Summary: For the week ending November 9, 2008, warm temperatures and wind dried soils allowing producers to be in the combine from daybreak until after dark before snow and rain slowed progress in parts of the state, according to USDA's National Agricultural Statistics Service, Nebraska Field Office. Corn harvest remained behind last year and nearly two weeks behind the average with producers still reporting excess grain moisture levels. Other activities around the state included moving cattle to stalk fields, baling stover, and manure application on harvested fields.

Weather Summary: Temperatures averaged two degrees above normal across the state. Temperatures ranged from highs in the low 80's in the East Central District to the low teens in the southeast. Most of the state received only light precipitation with snow accumulations in the Panhandle and the northern half of the state.

**Soil Moisture and Days Suitable:
Nebraska, Week Ending November 9, 2008**

	This Week	Last Week	Last Year	Average
<i>Percent</i>				
Topsoil				
Very Short	2	3	9	15
Short	10	10	22	31
Adequate	84	79	68	54
Surplus	4	8	1	0
Subsoil				
Very Short	6	6	12	27
Short	15	15	24	34
Adequate	76	75	63	39
Surplus	3	4	1	0
Days Suitable	5.2	5.9	7.0	6.0

Field Crops Report: Corn conditions rated 2 percent very poor, 3 poor, 17 fair, 56 good, and 22 excellent, below last year's good or excellent rating. Irrigated fields rated 81 percent good or excellent while dryland

fields rated 72, both below year ago levels. Corn harvested was 58 percent complete, well behind last year's 89 and 13 days behind the 85 average.

Soybean harvest was 97 percent complete, even with last year and near the 98 average.

Sorghum conditions rated 2 percent very poor, 4 poor, 20 fair, 52 good, and 22 excellent. Sorghum harvest was 51 percent complete, well behind last year's 89 and sixteen days behind the 88 average.

Winter wheat conditions rated 0 percent very poor, 2 poor, 16 fair, 70 good, and 12 excellent, above last year's 65 percent good or excellent rating.

Crop Progress: Nebraska, Week Ending November 9, 2008

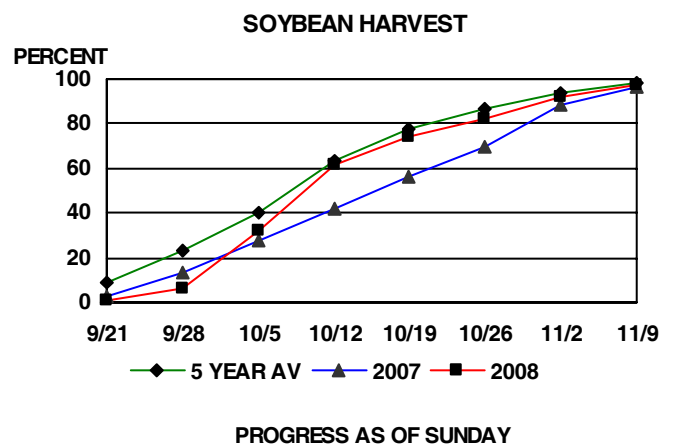
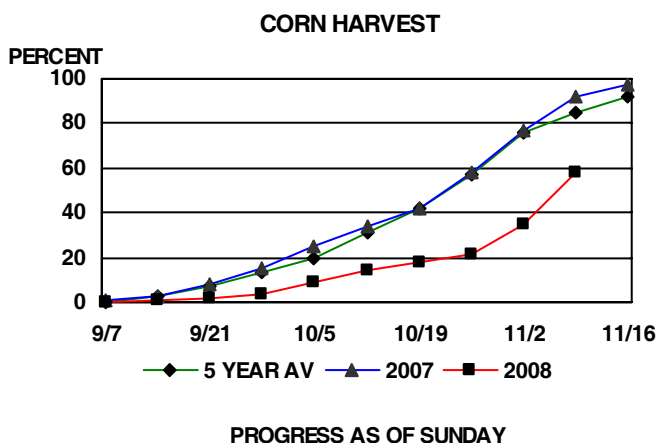
Crop	This Week	Last Week	Last Year	Average
				Percent
Corn Harvested	58	35	89	85
Sorghum Harvested	51	27	89	88
Soybeans Harvested	97	92	97	98

Crop Condition: Nebraska, Week Ending November 9, 2008

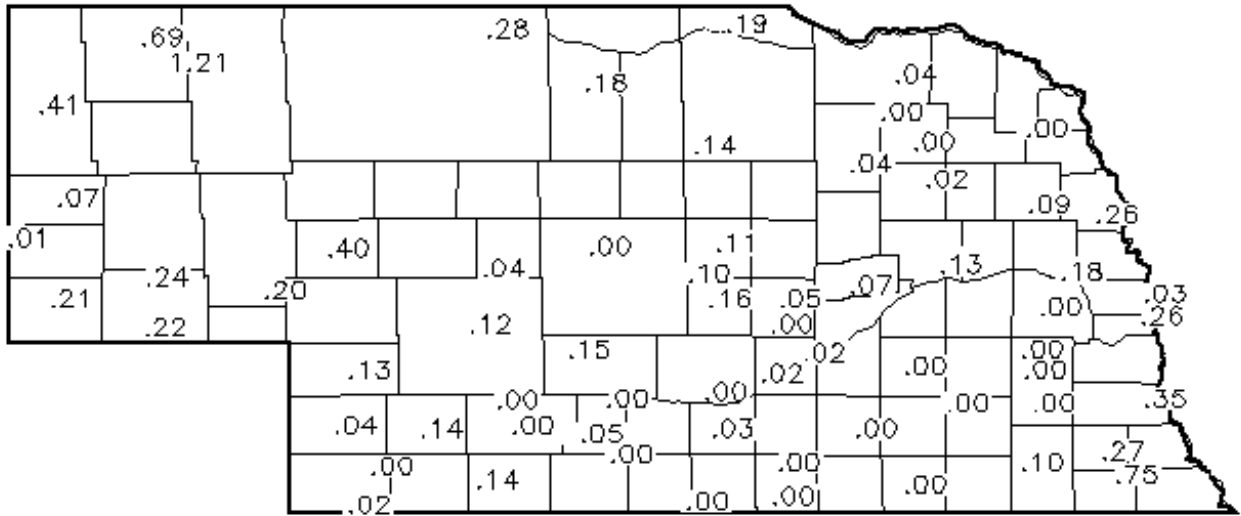
Crop	Very Poor	Poor	Fair	Good	Excellent
					Percent
Corn	2	3	17	56	22
Sorghum	2	4	20	52	22
Winter Wheat	0	2	16	70	12

Livestock, Pasture and Range Report: Pasture and range conditions rated 2 percent very poor, 9 poor, 26 fair, 53 good, and 10 excellent, even with last year's 63 percent good or excellent condition.

This release is based on data from FSA county directors, county extension educators, NOAA, and the High Plains Regional Climate Center. County comments and reports can be found at: http://www.nass.usda.gov/Statistics_by_State/Nebraska/Publications/Crop_Progress_&_Condition/cmts_cur.htm



Precipitation in Inches for Week Ending 8:00 a.m. November 9, 2008



Precipitation: By District, Nebraska, April 1 – November 9, 2008

Item	NW	NC	NE	CEN	EC	SW	SC	SE
Total past week	.47	.21	.05	.04	.08	.08	.05	.20
Total since April 1	14.32	25.59	27.65	28.46	32.54	24.94	30.48	31.56
Normal since April 1	13.90	18.05	21.94	20.11	23.74	17.05	19.79	24.77
Total as % of normal	103%	141%	126%	140%	137%	145%	153%	127%

**Temperature: By Location, Nebraska,
Week Ending Sunday, November 9, 2008**

Station	Temperature			
	Extremes		Average	Departure
	High	Low		
NW Alliance	64	24	38	-1
Scottsbluff	64	26	42	+3
Sidney	66	26	42	+3
NC Ainsworth	67	16	36	-5
Arthur	65	21	39	-1
O'Neill	71	20	39	-2
NE Concord	74	19	42	+1
Elgin	74	17	40	-1
West Point	77	20	44	+1
C Grand Island	73	16	43	+2
Lexington	73	16	42	+1
Ord	74	20	40	-1
EC Central City	74	16	43	+2
Lincoln	78	20	48	+4
Mead	80	22	47	+3
SW Champion	68	21	42	+1
Dickens	68	21	41	+1
McCook	73	27	45	+5
SC Minden	73	16	42	+2
Red Cloud	77	14	45	+3
Smithfield	73	18	43	+2
SE Beatrice	78	13	46	+3
Clay Center	75	15	44	+2
Nemaha	79	24	48	+4

Source: High Plains Regional Climate Center and Nebraska State Climate Office