



Nebraska Weather and Crops

100 Centennial Mall North, Room 298, Lincoln, Nebraska 68508
(402) 437-5541 · (402) 437-5547 FAX · www.nass.usda.gov



Issue NE-CW 2609

Released June 29, 2009

Agricultural Summary: For the week ending June 28, 2009, warm temperatures and high humidity helped push crop development, according to USDA's National Agricultural Statistics Service, Nebraska Field Office. Over three-fourths of the wheat was turning color and the first fields have been harvested in the Southeast and South Central Districts. Farmers were focused on applying herbicides and baling hay. Livestock producers were busy trying to keep animals from over heating due to the high temperatures combined with high humidity. Significant losses were reported in several counties.

Weather Summary: Temperatures averaged 2 degrees above normal; however, temperatures in the Panhandle were below normal. The highs ranged into triple digits to lows in the high 40's. Over a half inch of rain was recorded in all districts except for the East Central and Northeast Districts. Both top soil and subsoil moisture conditions are the best they have been since 2000.

**Soil Moisture and Days Suitable:
Nebraska, Week Ending June 28, 2009**

	This Week	Last Week	Last Year	Average
<i>Percent</i>				
Topsoil				
Very Short	1	0	4	10
Short	4	3	15	24
Adequate	88	82	72	62
Surplus	7	15	9	4
Subsoil				
Very Short	1	1	7	18
Short	6	6	14	24
Adequate	88	86	70	56
Surplus	5	7	9	2
Days Suitable	4.4	3.0	5.0	5.6

Field Crops Report: Corn conditions rated 1 percent very poor, 4 poor, 13 fair, 56 good, and 26 excellent, well above last year's 70 percent good or excellent rating. Irrigated fields rated 81 percent good or excellent with dryland fields rated 83, both above year ago levels.

Soybean conditions rated 1 percent very poor, 2 poor, 12 fair, 62 good, and 23 excellent, well above last year's 69 percent good or excellent condition. Soybeans blooming were 2 percent complete ahead of last year but behind the 8 average.

Wheat conditions rated 2 percent very poor, 6 poor, 19 fair, 54 good, and 19 excellent, well above last year's 58 percent good or excellent condition. Wheat turning color was 77 percent, ahead of last year's 72 but six days behind the average of 87. Wheat ripe was 13 percent, ahead of last year's 3 but 6 days behind the average of 32. The first fields were being harvested.

Alfalfa conditions rated 2 percent very poor, 8 poor, 25 fair, 53 good, and 12 excellent, below last year's 74 percent good

or excellent condition. First cutting was 92 percent complete, ahead of last year's 88 but behind the average of 96. Second cutting was 15 percent complete, well ahead of last year's 4 but behind the 21 average.

Oat conditions rated 0 percent very poor, 7 poor, 9 fair, 66 good, and 18 excellent, below last year's 91 percent good or excellent condition. Oats headed was 86 percent, near last year's 83 but behind the 91 average. The first fields have been harvested for grain.

Sorghum conditions rated 0 percent very poor, 3 poor, 22 fair, 64 good, and 11 excellent, above last year's 69 percent good or excellent condition. Sorghum emerged was 96 percent, ahead of last year's 92 but even with the average.

Dry Bean conditions rated 2 percent very poor, 15 poor, 24 fair, 49 good, and 10 excellent, well above the 44 percent good or excellent last year. Dry bean emerged was 80 percent, behind last year's 88 and the 90 average.

Proso millet planted was 66 percent, a week behind last year's 88 and six days behind the 82 average.

Crop Progress: Nebraska, Week Ending June 28, 2009

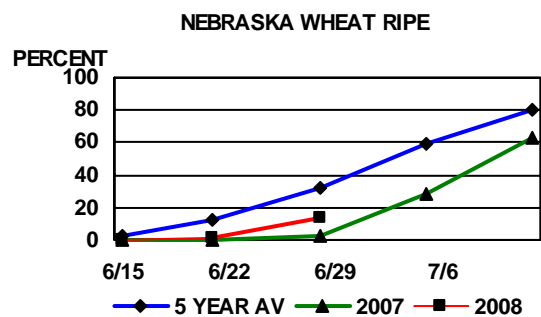
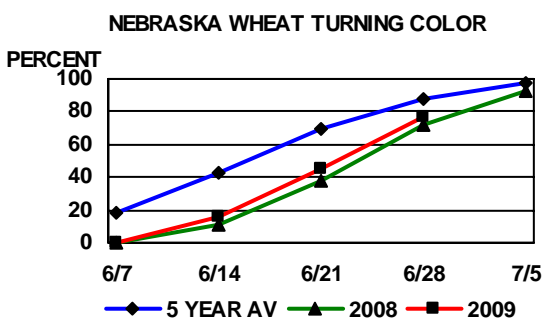
Crop	This Week	Last Week	Last Year	Average
<i>Percent</i>				
Alfalfa 1 st Cutting	92	74	88	96
Alfalfa 2 nd Cutting	15	2	4	21
Dry Beans Emerged	80	77	88	90
Oats Headed	86	80	83	91
Proso Millet Planted	66	42	88	82
Sorghum Emerged	96	91	92	96
Soybeans Blooming	2		0	8
Wheat Turning Color	77	45	72	87
Wheat Ripe	13	0	3	32

Crop Condition: Nebraska, Week Ending June 28, 2009

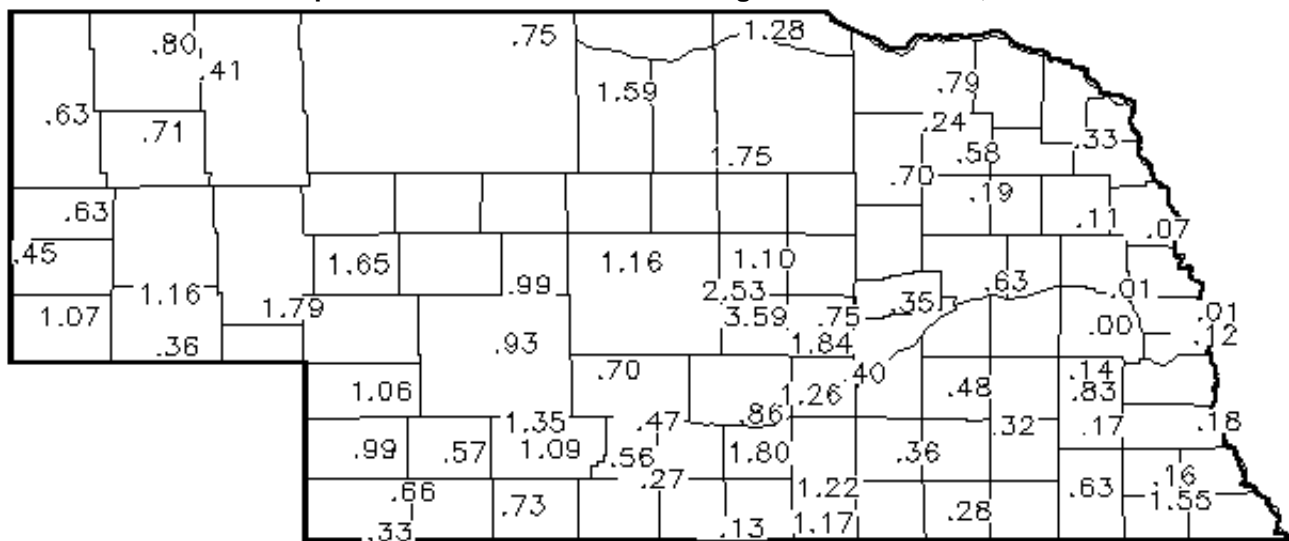
Crop	Very Poor	Poor	Fair	Good	Excellent
<i>Percent</i>					
Alfalfa	2	8	25	53	12
Corn	1	4	13	56	26
Dry Beans	2	15	24	49	10
Oats	0	7	9	66	18
Sorghum	0	3	22	64	11
Soybeans	1	2	12	62	23
Wheat	2	6	19	54	19

Livestock, Pasture and Range Report: Pasture and range conditions rated 0 percent very poor, 3 poor, 18 fair, 59 good, and 20 excellent, above last year's 71 percent good or excellent condition.

This release is based on data from FSA county directors, county extension educators, NOAA, and the High Plains Regional Climate Center. County comments and reports can be found at: http://www.nass.usda.gov/Statistics_by_State/Nebraska/Publications/Crop_Progress_&_Condition/cmts_cur.htm



Precipitation in Inches for Week Ending 8:00 a.m. June 28, 2009



Precipitation: By District, Nebraska, April 1 – June 28, 2009

Item	NW	NC	NE	CEN	EC	SW	SC	SE
Total past week	.94	.98	.36	1.21	.37	.84	.61	.65
Total since April 1	10.98	8.53	8.59	10.33	9.83	11.76	8.82	10.48
Normal since April 1	7.41	8.66	10.58	9.80	10.78	8.55	9.40	10.76
Total as % of normal	148%	98%	81%	104%	91%	137%	93%	97%

Temperature and Growing Degree Days: By Location, Nebraska, Week Ending Sunday, June 28, 2009

Station	Temperature				Growing Degree Days Since April 15			
	Extremes		Average	Departure	Last Week	Current	Normal	
	High	Low						
NW	Alliance	92	49	70	-1	135	770	916
	Scottsbluff	93	49	72	+1	143	844	904
	Sidney	89	52	70	-1	139	782	962
NC	Ainsworth	91	52	73	+1	158	833	1026
	Arthur	91	49	71	-1	146	800	1005
	O'Neill	93	50	74	+1	162	872	1046
NE	Concord	94	53	75	+1	169	958	1091
	Elgin	92	52	75	+1	166	934	1068
	West Point	91	54	76	+1	177	1040	1129
C	Grand Island	96	53	77	+4	177	1034	1051
	Lexington	94	51	76	+3	166	975	1032
	Ord	93	48	74	+1	162	959	1046
EC	Central City	95	53	77	+3	175	1055	1072
	Lincoln	99	57	80	+4	189	1203	1169
	Mead	97	52	77	+2	178	1123	1168
SW	Champion	96	54	75	+2	154	891	1012
	Dickens	95	52	74	+1	152	865	1018
	McCook	97	57	78	+5	173	1046	1026
SC	Minden	94	53	77	+4	174	1029	1038
	Red Cloud	102	56	81	+7	182	1123	1063
	Smithfield	94	52	76	+3	167	983	1034
SE	Beatrice	98	57	79	+3	183	1153	1169
	Clay Center	96	51	77	+4	176	1065	1062
	Nemaha	100	61	81	+5	195	1244	1173

Source: High Plains Regional Climate Center and Nebraska State Climate Office