



Nebraska Weather and Crops

100 Centennial Mall North, Room 298, Lincoln, Nebraska 68508
(402) 437-5541 · (402) 437-5547 FAX · www.nass.usda.gov



Issue NE-CW4509

Released November 9, 2009

Agricultural Summary: For the week ending November 8, 2009, warm temperatures, wind, and sunshine allowed producers to make considerable harvest progress, according to USDA's National Agricultural Statistics Service, Nebraska Field Office. Soybean harvest was the priority for many producers and is nearing completion but still eight days behind average. Corn harvest remained behind last year and over three weeks behind the average with producers still reporting excess grain moisture levels. Corn harvest continues to be the latest since 1967.

Weather Summary: Temperatures averaged six degrees above normal across the state and ranged from highs in the low 80's to lows near 20. There was no significant precipitation reported.

Soil Moisture and Days Suitable: Nebraska, Week Ending November 8, 2009

	This Week	Last Week	Last Year	Average
<i>Percent</i>				
Topsoil				
Very Short	0	0	2	10
Short	2	1	10	25
Adequate	82	75	83	64
Surplus	16	24	5	1
Subsoil				
Very Short	1	1	6	20
Short	8	7	15	29
Adequate	84	84	76	50
Surplus	7	8	3	1
Days Suitable	4.9	1.8	5.3	6.3

Dry bean harvest was 95 percent complete, behind last year's 100 and the 99 average.

Sorghum conditions rated 1 percent very poor, 4 poor, 25 fair, 56 good, and 14 excellent. Sorghum harvest was 27 percent complete, well behind last year's 48 and 23 days behind the 78 average.

Winter wheat conditions rated 0 percent very poor, 1 poor, 26 fair, 66 good, and 7 excellent, below last year's 83 percent good or excellent rating.

Crop Progress: Nebraska, Week Ending November 8, 2009

Crop	This Week	Last Week	Last Year	Average
Corn Harvested	30	18	55	77
Dry Beans Harvested	95	94	100	99
Sorghum Harvested	27	9	48	78
Soybeans Harvested	90	69	96	97

Crop Condition: Nebraska, Week Ending November 8, 2009

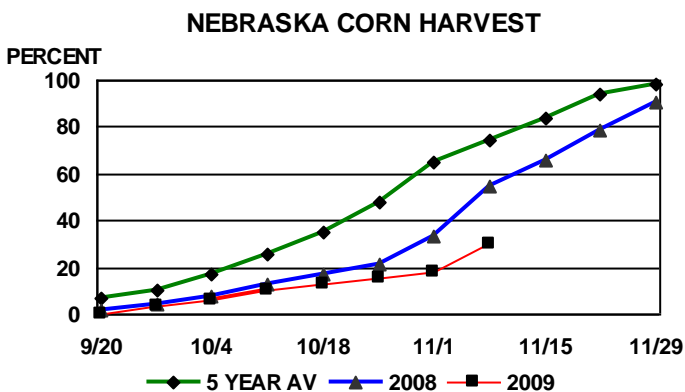
Crop	Very Poor	Poor	Fair	Good	Excellent
Corn	2	6	13	53	26
Sorghum	1	4	25	56	14
Wheat	0	1	26	66	7

Field Crops Report: Corn conditions rated 2 percent very poor, 6 poor, 13 fair, 53 good, and 26 excellent, near last year's 78 percent good or excellent rating. Irrigated fields rated 83 percent good or excellent while dryland fields rated 74, both above year ago levels. Corn harvested was 30 percent complete, well behind last year's 55 and 25 days behind the 77 average.

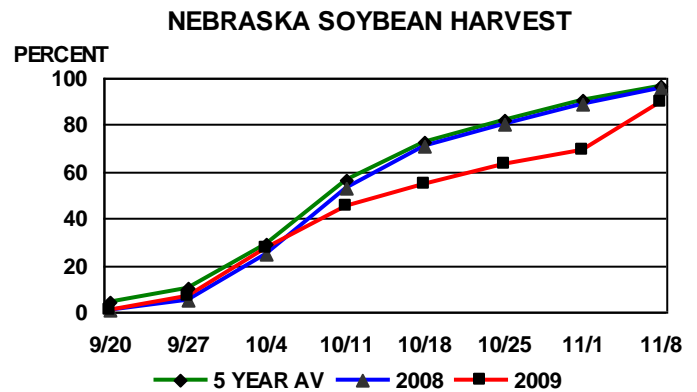
Soybean harvest was 90 percent complete, behind last year's 96 and 8 days behind the 97 average.

Livestock, Pasture and Range Report: Pasture and range conditions rated 2 percent very poor, 5 poor, 19 fair, 59 good, and 15 excellent, above last year's 63 percent good or excellent condition.

This release is based on data from FSA county directors, county extension educators, NOAA, and the High Plains Regional Climate Center. County comments and reports can be found at: http://www.nass.usda.gov/Statistics_by_State/Nebraska/Publications/Crop_Progress_&_Condition/cmts_cur.htm

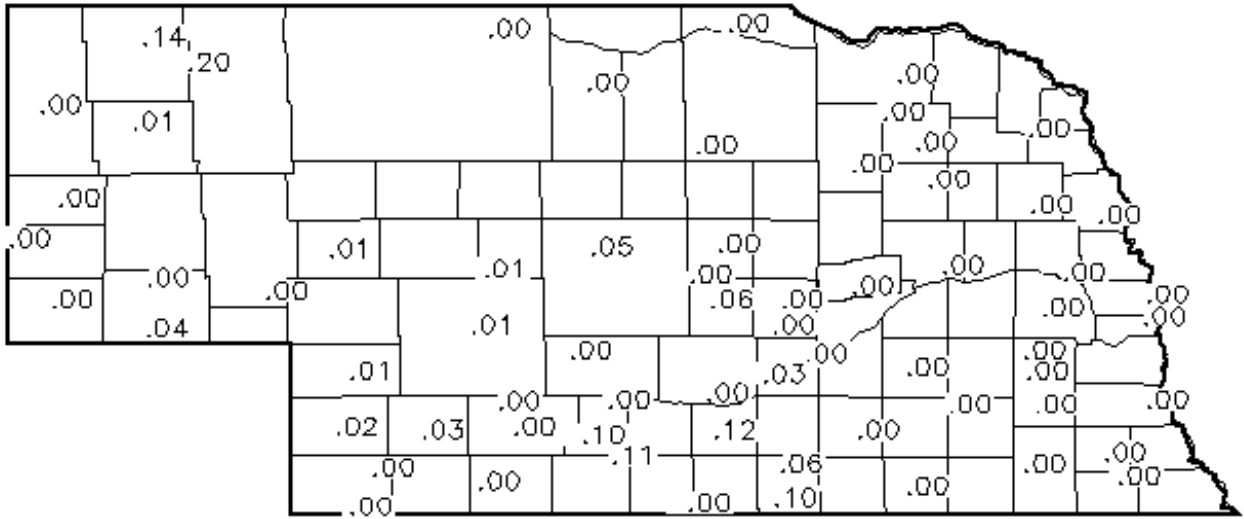


PROGRESS AS OF SUNDAY
Source: USDA NASS Nebraska Field Office



PROGRESS AS OF SUNDAY
Source: USDA NASS Nebraska Field Office

Precipitation in Inches for Week Ending 8:00 a.m. November 8, 2009



Precipitation: By District, Nebraska, April 1 – November 8, 2009

Item	NW	NC	NE	CEN	EC	SW	SC	SE
Total past week	.02	.00	.00	.01	.00	.02	.07	.06
Total since April 1	19.77	22.14	21.85	21.76	22.59	25.92	22.01	22.45
Normal since April 1	13.88	18.02	21.90	20.07	23.69	17.02	19.76	24.72
Total as % of normal	141%	123%	99%	107%	95%	152%	112%	90%

Temperature: By Location, Nebraska,
Week Ending Sunday, November 8, 2009

Station	Temperature				
	Extremes		Average	Departure	
	High	Low			
NW	Alliance	74	26	45	+5
	Scottsbluff	74	22	46	+6
	Sidney	79	26	48	+7
NC	Ainsworth	81	30	50	+9
	Arthur	77	25	49	+7
	O'Neill	83	30	49	+6
NE	Concord	74	26	46	+3
	Elgin	82	29	48	+6
	West Point	71	24	47	+4
C	Grand Island	79	29	48	+6
	Lexington	79	29	48	+6
	Ord	84	27	48	+6
EC	Central City	75	27	48	+5
	Lincoln	74	27	51	+6
	Mead	73	22	47	+3
SW	Champion	81	25	49	+7
	Dickens	78	25	47	+6
	McCook	79	28	50	+8
SC	Minden	83	27	49	+7
	Red Cloud	70	25	49	+6
	Smithfield	77	31	49	+7
SE	Beatrice	74	24	49	+5
	Clay Center	75	27	48	+6
	Nemaha	77	34	55	+10

Source: High Plains Regional Climate Center and Nebraska State Climate Office