



Nebraska Weather and Crops

100 Centennial Mall North, Room 298, Lincoln, Nebraska 68508
(402) 437-5541 · (402) 437-5547 FAX · www.nass.usda.gov



Issue NE-CW3210

Released August 9, 2010

Agricultural Summary: For the week ending August 8, 2010, the last fields of wheat were being harvested in northern Panhandle counties as heat and high humidity covered the state, according to USDA's National Agricultural Statistics Service. The warm weather provided row crops with plenty of heat units to advance maturity. Soybeans were active setting pods and most of the corn was now in the dough stage. Scattered storms damaged crops and property around the state. Hay harvest was active with the dry conditions. Livestock in confined areas were stressed due to the heat and high humidity.

Weather Summary: Temperatures for the week averaged 2 degrees above normal with highs that reached 100 and lows in the mid 50's. Rain fall in the Northeast, South Central and Southwest Districts totaled near two inches. Most other areas in the state received some precipitation, generally less than one inch.

**Soil Moisture and Days Suitable:
Nebraska, Week Ending August 8, 2010**

	This Week	Last Week	Last Year	Average
<i>Percent</i>				
Topsoil				
Very Short	1	0	3	13
Short	18	21	23	30
Adequate	80	76	73	55
Surplus	1	3	1	2
Subsoil				
Very Short	0	0	3	19
Short	11	11	18	29
Adequate	87	87	79	51
Surplus	2	2	0	1
Days Suitable	6.1	6.4	5.2	5.2

Field Crops Report: Corn condition rated 1 percent very poor, 5 poor, 12 fair, 60 good, and 22 excellent, above year ago. Irrigated fields were 82 percent good or excellent and dryland fields rated 83. Corn silked was 98 percent, ahead of last year's 96 but equal to average. Corn in the dough stage was 54 percent, ahead of 32 last year and 48 average. Corn in the dent stage was 7 percent, ahead of 2 percent last year but near 8 average.

Soybean conditions rated 2 percent very poor, 4 poor, 17 fair, 57 good, and 20 excellent, near last year. Soybean acreage blooming was 97 percent, ahead of last year's 95 and average. Soybean acreage setting pods was 71 percent, ahead of 67 last year but equal to average.

Sorghum conditions rated 2 percent poor, 22 fair, 64 good, and 12 excellent, near last year. Sorghum headed was 78 percent, well ahead of last year's 44 and 59 average. The first fields of sorghum started to turn color.

Wheat harvested was 99 percent, ahead of last year's 98 but equal to average.

Oats harvested was 97 percent complete, ahead of last year's 87 and the 94 average.

Dry beans conditions rated 1 percent very poor, 5 poor, 25 fair, 63 good, and 6 excellent. Dry bean acreage blooming was 98 percent, ahead of last year's 91 and 92 average. Acreage setting pods was 64 percent, ahead of 52 last year and 60 average.

Alfalfa rated 1 percent very poor, 2 poor, 12 fair, 71 good, and 14 excellent. Second cutting of alfalfa was 97 percent complete, behind the 99 of last year's and average. The third cutting of alfalfa was 47 percent complete, ahead of 39 last year and 43 average.

Wild hay conditions rated 1 percent very poor, 1 poor, 9 fair, 71 good, and 18 excellent. Wild hay harvested was 84 percent complete.

Crop Progress: Nebraska, Week Ending August 8, 2010

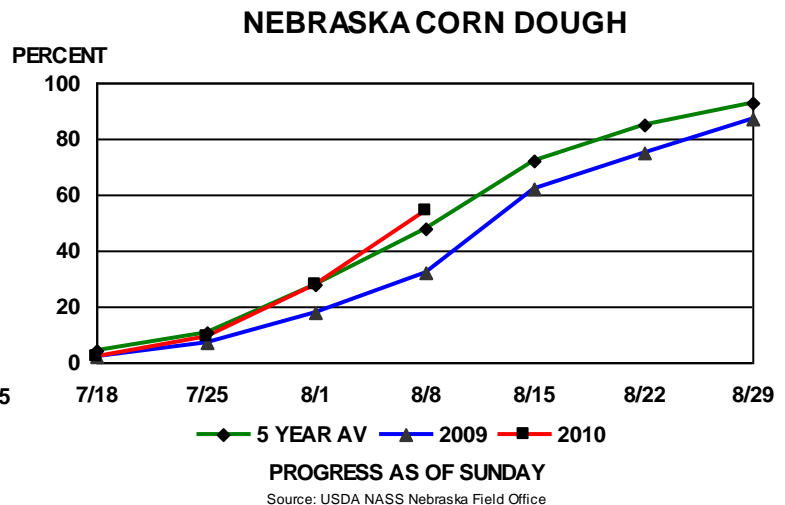
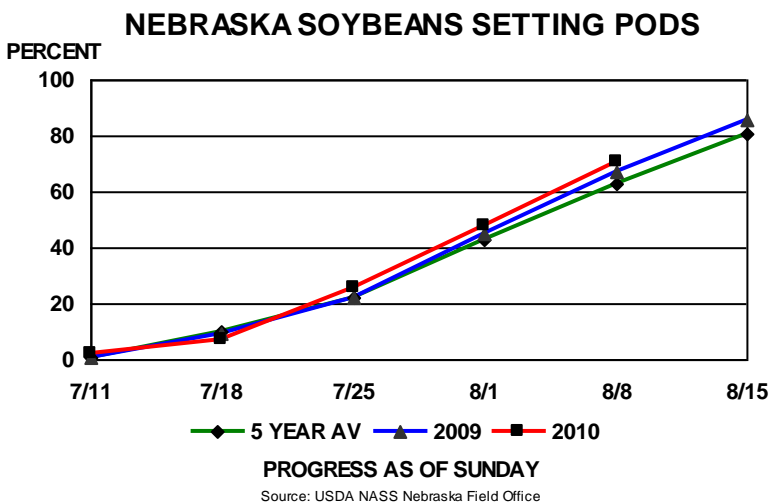
Crop	This Week	Last Week	Last Year	Average
<i>Percent</i>				
Alfalfa 2 nd Cutting	97	93	99	99
Alfalfa 3 rd Cutting	47	27	39	43
Corn Silked	98	95	96	98
Corn Dough	54	28	32	48
Corn Dent	7	2	2	8
Dry Beans Blooming	98	80	91	92
Dry Beans Setting Pods	64	15	52	60
Oats Harvested	97	87	87	94
Sorghum Headed	78	45	44	59
Soybeans Blooming	97	90	95	95
Soybeans Setting Pods	71	48	67	71
Wheat Harvested	99	95	98	99
Wild Hay Harvested	84	80	71	14

Crop Condition: Nebraska, Week Ending August 8, 2010

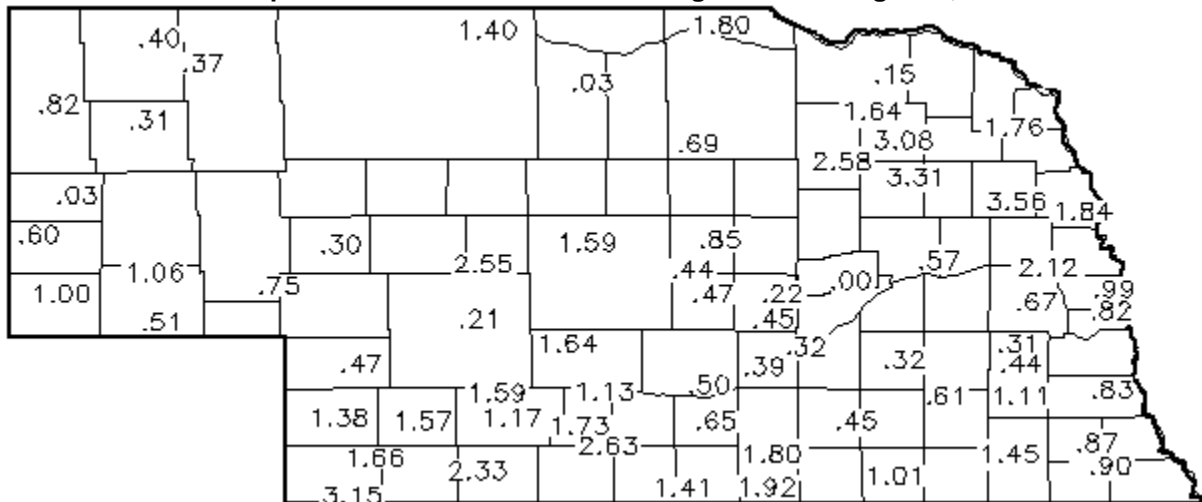
Crop	Very Poor	Poor	Fair	Good	Excellent
<i>Percent</i>					
Alfalfa	1	2	12	71	14
Corn	1	5	12	60	22
Sorghum	0	2	22	64	12
Soybeans	2	4	17	57	20
Dry Beans	1	5	25	63	6
Wild Hay	1	1	9	71	18

Livestock, Pasture and Range Report: Pasture and range conditions rated 0 percent very poor, 1 poor, 8 fair, 77 good, and 14 excellent, well above year ago.

This release is based on data from FSA county directors, county extension educators, NOAA, and the High Plains Regional Climate Center. County comments and reports can be found at: http://www.nass.usda.gov/Statistics_by_State/Nebraska/Publications/Crop_Progress_&_Condition/cmts_cur.htm



Precipitation in Inches for Week Ending 8:00 a.m. August 8, 2010



Precipitation: By District, Nebraska, April 1 – August 8, 2010

Item	NW	NC	NE	CEN	EC	SW	SC	SE
Total past week	0.55	0.79	2.09	0.53	0.79	1.94	1.95	0.86
Total since April 1	12.64	18.60	22.81	19.54	21.45	16.34	21.34	18.13
Normal since April 1	10.44	12.67	14.82	13.86	15.17	12.47	13.60	15.62
Total as % of normal	121%	145%	154%	141%	141%	130%	157%	115%

Temperature and Growing Degree Days: By Location, Nebraska, Week Ending Sunday, August 8, 2010

Station	Temperature				Growing Degree Days Since April 15			
	Extremes		Average	Departure	Last Week	Current	Normal	
	High	Low						
NW	Alliance	95	56	74	+1	1402	1558	1843
	Scottsbluff	96	54	75	+1	1554	1713	1832
	Sidney	95	56	75	+1	1506	1667	1923
NC	Ainsworth	97	59	76	+1	1673	1843	2021
	Arthur	95	57	75	0	1513	1675	1984
	O'Neill	97	59	75	0	1699	1864	2054
NE	Concord	88	60	74	-2	1769	1932	2141
	Elgin	91	61	75	0	1762	1934	2090
	West Point	92	62	76	-1	1914	2092	2198
C	Grand Island	94	64	79	+3	1886	2076	2058
	Lexington	96	62	77	+2	1776	1954	2027
	Ord	94	59	77	+1	1768	1946	2052
EC	Central City	97	62	78	+3	1923	2112	2094
	Lincoln	100	66	81	+4	2111	2312	2255
	Mead	95	62	77	-1	1997	2176	2254
SW	Champion	95	58	76	+2	1683	1851	1996
	Dickens	95	57	76	+1	1644	1816	2005
	McCook	99	64	79	+4	1878	2058	2019
SC	Minden	97	64	78	+3	1905	2091	2038
	Red Cloud	100	66	80	+5	1997	2189	2078
	Smithfield	93	61	76	+1	1766	1941	2030
SE	Beatrice	99	66	81	+3	2035	2230	2255
	Clay Center	96	65	79	+3	1913	2102	2077
	Nemaha	97	68	82	+4	2217	2418	2254

Source: High Plains Regional Climate Center and Nebraska State Climate Office