



Nebraska Weather and Crops

100 Centennial Mall North, Room 298, Lincoln, Nebraska 68508
(402) 437-5541 · (402) 437-5547 FAX · www.nass.usda.gov



Issue NE-CW4010

Released October 4, 2010

Agricultural Summary: For the week ending October 3, 2010, no rainfall during the week made for ideal harvest conditions as progress advanced ahead of last year and average, according to USDA's National Agricultural Statistics Service. Soybean harvest was in full swing, reaching the one-third mark, with good advancement in corn also. Winter wheat seeding in the Panhandle approached 95 percent, however, emergence has been spotty due to dry soils. The first fields of sugarbeets have been harvested. Cattle were being moved into corn stalks as fields became available.

Weather Summary: No precipitation was reported by recording stations for the week. Temperatures averaged 4 degrees above normal in the Panhandle, normal in the central third of the state, and 1 to 2 degrees below normal for the eastern third of Nebraska. High temperatures reached the low 90's out west and upper 80's for the rest of the state. Lows were recorded in the upper 20's in some central areas.

**Soil Moisture and Days Suitable:
Nebraska, Week Ending October 3, 2010**

	This Week	Last Week	Last Year	Average
<i>Percent</i>				
Topsoil				
Very Short	11	4	1	8
Short	32	26	21	28
Adequate	56	67	76	63
Surplus	1	3	2	1
Subsoil				
Very Short	2	1	2	15
Short	33	21	17	28
Adequate	64	76	80	57
Surplus	1	2	1	1
Days Suitable	6.7	5.0	5.1	5.9

Field Crops Report: Corn condition rated 2 percent very poor, 3 poor, 13 fair, 57 good, and 25 excellent, above a year ago. Irrigated fields were 84 percent good or excellent and dryland fields rated 79. Corn mature was at 90 percent, well ahead of 59 percent last year and 76 average. Corn harvest was 18 percent complete, ahead of 6 last year and 13 average.

Soybean conditions rated 2 percent very poor, 4 poor, 16 fair, 53 good, and 25 excellent, below last year. Acreage dropping leaves was 92 percent, ahead of 89 last year and 90 average. Soybeans harvested was 32 percent ahead of 24 last year and 29 average.

Sorghum conditions rated 2 percent poor, 25 fair, 54 good, and 19 excellent, below last year. Sorghum mature was 76 percent, well ahead of last year's 28 and 61 average. Sorghum harvested was 6 percent, ahead of 2 last year and near 7 average.

Winter wheat seeding was 81 percent complete, near 83 last year and average. Winter wheat emerged was 44 percent, behind last year's 49 and 50 average.

Dry bean acreage dropping leaves was 97 percent, behind last year's 99 and ahead of 94 average. Dry beans harvested was 83 percent, ahead of 81 last year and 72 average.

Proso millet harvest was at 72 percent, ahead of 46 last year and 67 average.

Alfalfa rated 2 percent very poor, 4 poor, 17 fair, 61 good, and 16 excellent. The fourth cutting of alfalfa progressed to 83 percent, ahead of 73 last year and 69 average.

Crop Progress: Nebraska, Week Ending October 3, 2010

Crop	This Week	Last Week	Last Year	Average
				Percent
Alfalfa 4 th Cutting	83	77	78	77
Corn Mature	90	78	59	76
Corn Harvested	18	10	6	13
Dry Beans Dropping Leaves	97	92	99	94
Dry Beans Harvested	83	80	81	72
Proso Millet Harvested	72	60	46	67
Sorghum Mature	76	45	28	61
Sorghum Harvested	6	2	2	7
Soybeans Dropping Leaves	92	81	89	90
Soybeans Harvested	32	9	24	29
Winter Wheat Seeded	81	69	83	83
Winter Wheat Emerged	44	25	49	50

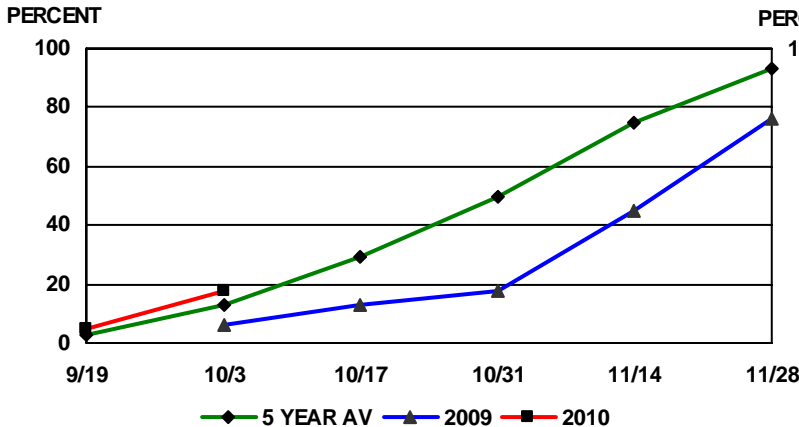
Crop Condition: Nebraska, Week Ending October 3, 2010

Crop	Very Poor	Poor	Fair	Good	Excel-Lent
					Percent
Alfalfa	2	4	17	61	16
Corn	2	3	13	57	25
Sorghum	0	2	25	54	19
Soybeans	2	4	16	53	25

Livestock, Pasture and Range Report: Pasture and range conditions rated 1 percent very poor, 3 poor, 22 fair, 64 good, and 10 excellent, above year ago levels.

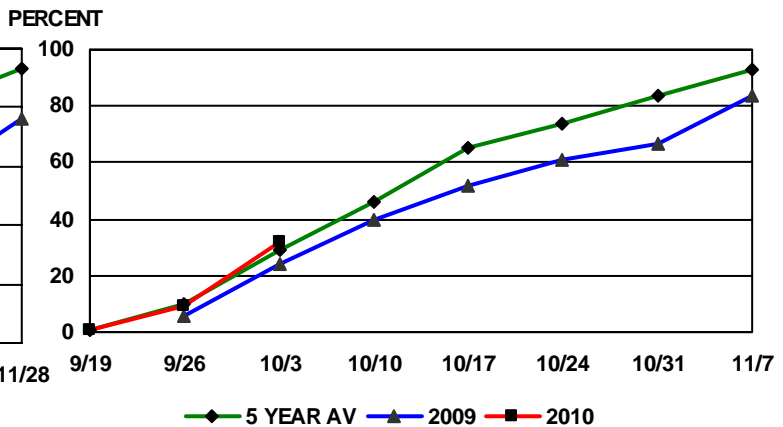
This release is based on data from FSA county directors, county extension educators, NOAA, and the High Plains Regional Climate Center. County comments and reports can be found at: http://www.nass.usda.gov/Statistics_by_State/Nebraska/Publications/Crop_Progress_&_Condition/cms_cur.htm

NEBRASKA CORN HARVEST



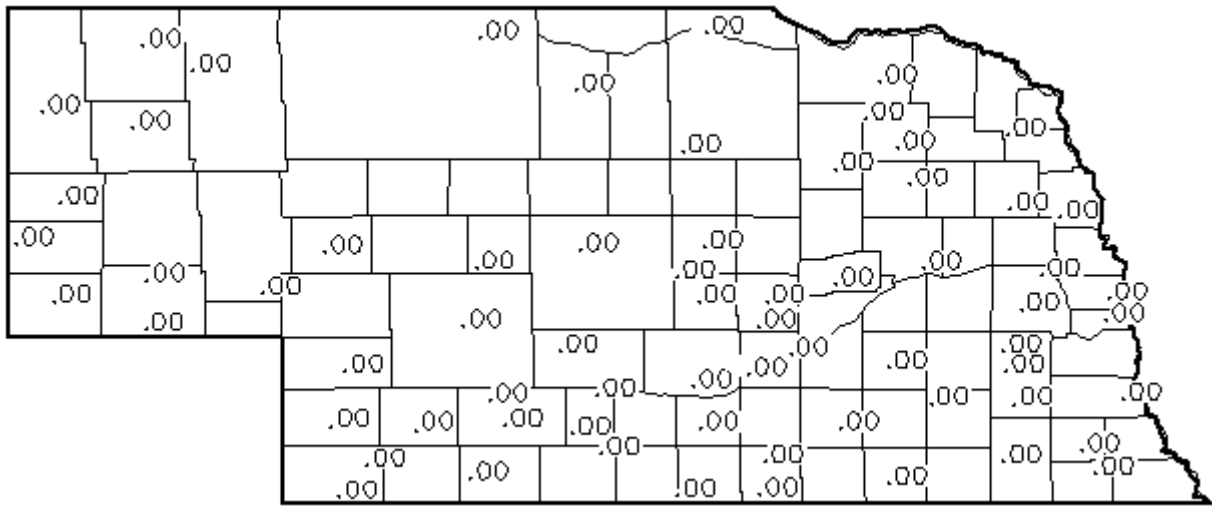
PROGRESS AS OF SUNDAY
Source: USDA NASS Nebraska Field Office

NEBRASKA SOYBEANS HARVEST



PROGRESS AS OF SUNDAY
Source: USDA NASS Nebraska Field Office

Precipitation in Inches for Week Ending 8:00 a.m. October 3, 2010



Precipitation: By District, Nebraska, April 1 – October 3, 2010

Item	NW	NC	NE	CEN	EC	SW	SC	SE
Total past week	0.00	0.00	0.00	0.00	0.00	0.00	0.00	0.00
Total since April 1	13.68	22.24	27.54	23.74	27.58	18.63	24.56	24.26
Normal since April 1	12.94	16.60	19.91	18.56	21.37	15.86	18.28	22.30
Total as % of normal	106%	132%	138%	127%	128%	117%	133%	108%

**Temperature and Growing Degree Days: By Location, Nebraska,
Week Ending Sunday, October 3, 2010**

Station	Temperature				Growing Degree Days Since April 15			
	Extremes		Average	Departure	Last Week	Current	Normal	
	High	Low						
NW	Alliance	91	34	57	+2	2363	2448	2753
	Scottsbluff	93	37	61	+5	2564	2664	2738
	Sidney	91	36	60	+4	2545	2639	2862
NC	Ainsworth	86	33	58	0	2698	2783	2995
	Arthur	85	34	58	0	2486	2572	2947
	O'Neill	81	34	58	0	2728	2811	3043
NE	Concord	81	31	57	-2	2760	2840	3168
	Elgin	81	33	58	-1	2823	2904	3097
	West Point	83	32	58	-2	3001	3084	3258
C	Grand Island	85	31	59	+1	3034	3123	3051
	Lexington	86	31	58	0	2854	2946	3006
	Ord	83	28	57	-1	2828	2915	3041
EC	Central City	86	28	58	-1	3049	3142	3103
	Lincoln	87	33	60	0	3344	3435	3348
	Mead	88	32	59	-1	3130	3219	3346
SW	Champion	87	37	59	+2	2744	2843	2963
	Dickens	85	35	58	0	2679	2768	2976
	McCook	88	38	60	+2	3044	3142	2994
SC	Minden	86	31	59	+1	3047	3141	3021
	Red Cloud	88	32	59	+1	3191	3279	3080
	Smithfield	86	32	59	+1	2840	2930	3011
SE	Beatrice	89	32	59	-2	3227	3314	3348
	Clay Center	87	32	59	0	3042	3129	3080
	Nemaha	87	38	61	0	3478	3567	3347

Source: High Plains Regional Climate Center and Nebraska State Climate Office