



# Nebraska Weather and Crops

100 Centennial Mall North, Room 298, Lincoln, Nebraska 68508  
(402) 437-5541 · (402) 437-5547 FAX · www.nass.usda.gov



Issue NE-CW2811

Released July 11, 2011

**Agricultural Summary:** For the week ending July 10, 2011, wheat harvest progress was slow in southern counties due to rain and wet field conditions, while warm temperatures boosted row crop development, according to USDA's National Agricultural Statistics Service, Nebraska Field Office. Corn pollination was beginning with the first tassels and silked ear shoots being seen. Crop spraying and hay baling were challenged due to rainfall. Irrigation was active where necessary.

**Weather Summary:** Rainfall accumulations of one to two inches were recorded in the southern two thirds of the state with isolated locations receiving higher amounts. The Northeast District received limited precipitation. Temperatures averaged 1 degree above normal. Highs reached the upper 90's and lows were recorded in the 50's and 60's.

### Soil Moisture and Days Suitable: Nebraska, Week Ending July 10, 2011

	This Week	Last Week	Last Year	Average
<i>Percent</i>				
<b>Topsoil</b>				
Very Short	0	1	0	10
Short	6	9	4	24
Adequate	85	85	86	62
Surplus	9	5	10	4
<b>Subsoil</b>				
Very Short	0	1	0	11
Short	6	10	3	20
Adequate	86	83	89	66
Surplus	8	6	8	3
<b>Days Suitable</b>	4.6	5.6	4.9	5.9

**Field Crops Report:** Corn condition rated 1 percent very poor, 3 poor, 12 fair, 63 good, and 21 excellent, near 86 good to excellent last year but above 76 average. Irrigated corn conditions rated 85 percent good to excellent and dryland corn rated 84. Corn silked was 9 percent, behind 23 last year and 5 days behind 24 average.

Soybean condition rated 1 percent very poor, 3 poor, 15 fair, 62 good, and 19 excellent, near 80 last year and above 72 average. Soybeans blooming were at 19 percent, behind 35 last year and 34 average.

Wheat turning color was 96 percent, behind 98 last year and 99 average. Wheat ripe was 34 percent, behind 39 last year and ten days behind 65 average. Wheat harvest was 10 percent complete behind 21 last year and 10 days behind 38 average.

Sorghum conditions rated 0 percent very poor, 1 poor, 17 fair, 70 good, and 12 excellent, near 83 last year but above 72 average.

Oats condition rated 0 percent very poor, 1 poor, 10 fair, 83 good, and 6 excellent, near last year's 91 percent good to excellent but above 71 average.

Dry Beans condition rated 0 percent very poor, 5 poor, 25 fair, 62 good, and 8 excellent, below 80 last year but near 68 average.

Alfalfa rated 0 percent very poor, 2 poor, 14 fair, 70 good, and 14 excellent, near 87 last year but above 66 average. Second cutting of alfalfa was 37 percent complete, behind 61 last year and 54 average.

Wild hay conditions rated 0 percent very poor, 2 poor, 21 fair, 65 good, and 12 excellent, below 92 percent good to excellent last year but above 71 average. Wild hay harvested was 51 percent complete, ahead of 43 last year.

### Crop Progress: Nebraska, Week Ending July 10, 2011

Crop	This Week	Last Week	Last Year	Average
<i>Percent</i>				
Alfalfa 2 <sup>nd</sup> Cutting	37	18	61	54
Corn Silked	9		23	24
Soybeans Blooming	19	10	35	34
Wheat Turning Color	96	84	98	99
Wheat Ripe	34	19	39	65
Wheat Harvested	10	2	21	38
Wild Hay Harvested	51	30	43	9

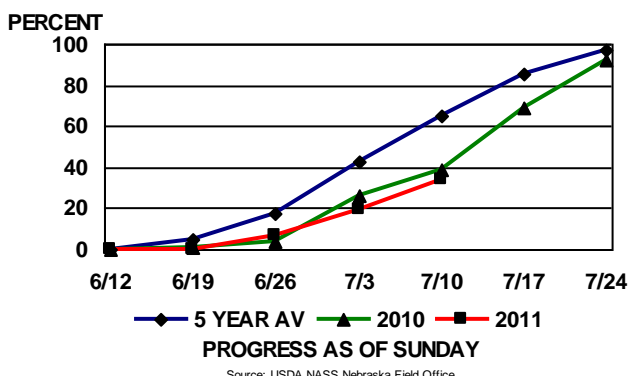
### Crop Condition: Nebraska, Week Ending July 10, 2011

Crop	Very Poor	Poor	Fair	Good	Excellent
<i>Percent</i>					
Alfalfa	0	2	14	70	14
Corn	1	3	12	63	21
Dry Beans	0	5	25	62	8
Oats	0	1	10	83	6
Sorghum	0	1	17	70	12
Soybeans	1	3	15	62	19
Wild Hay	0	2	21	65	12

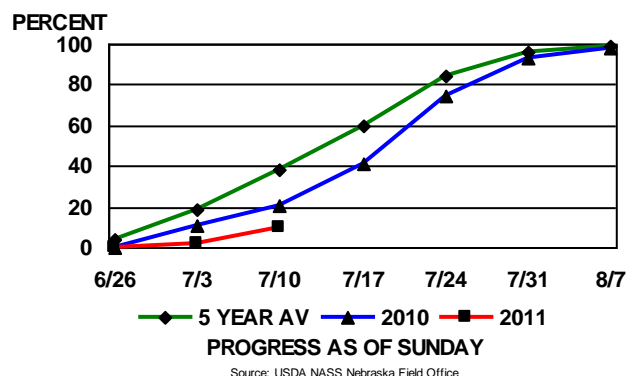
**Livestock, Pasture and Range Report:** Pasture and range conditions rated 0 percent very poor, 2 poor, 15 fair, 69 good, and 14 excellent, below last year's 93 good to excellent but above 65 average.

*This release is based on data from FSA county directors, county extension educators, NOAA, and the High Plains Regional Climate Center. County comments and reports can be found at: [http://www.nass.usda.gov/Statistics\\_by\\_State/Nebraska/Publications/Crop\\_Progress\\_&Condition/NEcurrent.asp](http://www.nass.usda.gov/Statistics_by_State/Nebraska/Publications/Crop_Progress_&Condition/NEcurrent.asp)*

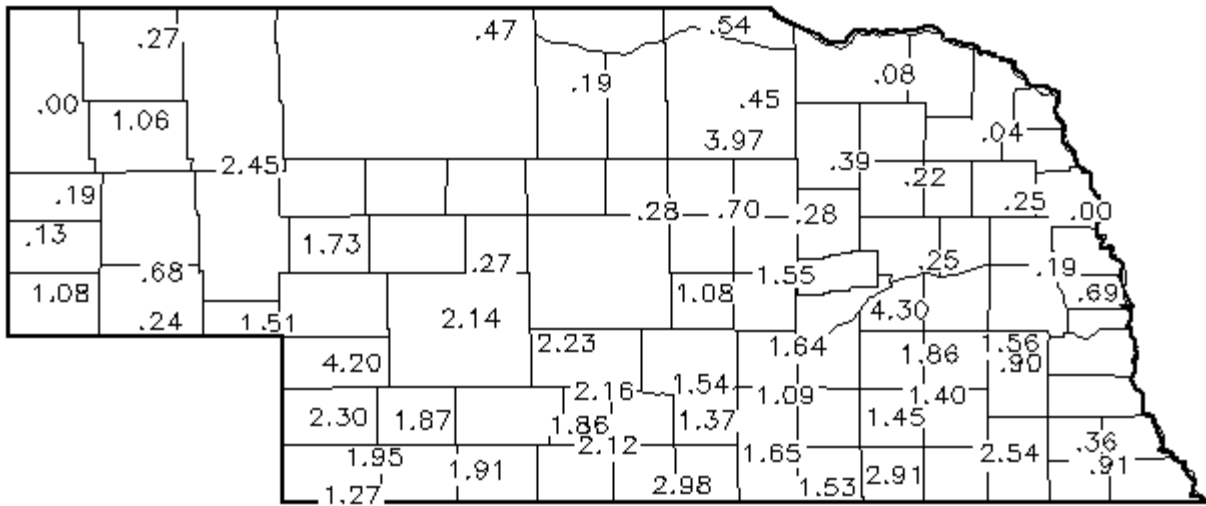
NEBRASKA WHEAT RIPE



NEBRASKA WHEAT HARVESTED



**Precipitation in Inches for Week Ending 8:00 a.m. July 10, 2011**



**Precipitation: By District, Nebraska, June 4 – July 10, 2011**

Item	NW	NC	NE	CEN	EC	SW	SC	SE
Total past week	0.56	1.05	0.13	1.30	0.92	1.90	1.30	1.37
Total since April 1	12.17	13.24	13.91	16.10	15.47	14.21	13.97	12.95
Normal since April 1	8.46	10.01	11.73	11.27	12.08	9.71	11.15	12.31
Total as % of normal	144%	132%	118%	143%	127%	146%	125%	105%

**Temperature and Growing Degree Days: By Location, Nebraska,  
Week Ending Sunday, July 10, 2011**

Station	Temperature				Growing Degree Days Since April 15			
	Extremes		Average	Departure	Last Week	Current	Normal	
	High	Low						
NW	Alliance	96	51	73	-1	755	905	1184
	Scottsbluff	97	54	75	+2	845	1005	1176
	Sidney	94	54	73	-1	789	944	1241
NC	Ainsworth	95	59	76	0	884	1054	1311
	Arthur	90	55	74	-1	813	977	1286
	O'Neill	95	60	77	+1	914	1091	1335
NE	Concord	95	61	78	+1	975	1163	1396
	Elgin	93	63	77	0	972	1151	1362
	West Point	93	59	77	-1	1069	1249	1439
C	Grand Island	92	64	77	+1	1093	1274	1340
	Lexington	91	61	76	0	1002	1173	1318
	Ord	94	64	78	+2	971	1160	1335
EC	Central City	93	63	77	+1	1100	1283	1366
	Lincoln	93	65	78	0	1249	1439	1482
	Mead	92	62	77	-1	1182	1365	1481
SW	Champion	97	57	76	+1	970	1134	1295
	Dickens	92	55	75	0	905	1071	1302
	McCook	97	61	77	+2	1093	1264	1312
SC	Minden	91	63	76	+1	1108	1284	1326
	Red Cloud	95	63	78	+2	1202	1387	1354
	Smithfield	91	63	76	0	1000	1174	1321
SE	Beatrice	94	62	77	-1	1228	1410	1482
	Clay Center	93	63	77	+1	1136	1318	1354
	Nemaha	95	70	82	+4	1428	1635	1483

Source: High Plains Regional Climate Center and Nebraska State Climate Office