



Nebraska Weather and Crops

100 Centennial Mall North, Room 298, Lincoln, Nebraska 68508
(402) 437-5541 · (402) 437-5547 FAX · www.nass.usda.gov



Issue NE-CW4111

Released October 11, 2011

Agricultural Summary: For the week ending October 9, 2011, soybean harvest advanced quickly until rainfall late in the week slowed progress, according to USDA's National Agricultural Statistics Service, Nebraska Field Office. Precipitation was welcome to suppress fires sparked by combines, which had spread rapidly due to high winds and dry conditions. Corn and sorghum harvest continued to advance while dry bean harvest neared completion. Seeding of the wheat crop was winding down with about three-fourths of the crop emerged. Rain received was expected to help establish the wheat stand.

Weather Summary: Temperatures for the week were well above normal. The eastern two-thirds of the state saw temperatures averaging 7 to 12 degrees above normal while the Panhandle averaged 3 degrees above normal for the week. High temperatures were in the 90's and lows were mainly in the 40's. For much of the State, the rain that fell was the first significant precipitation in five weeks. However, most of the rain was in a concentrated band that ran through the central third of the state. Some South Central locations recorded 4 to 6 inches. Eastern counties bordering the Missouri River received little or no rainfall.

**Soil Moisture and Days Suitable:
Nebraska, Week Ending October 9, 2011**

	This Week	Last Week	Last Year	Average
<i>Percent</i>				
Topsoil				
Very Short	6	8	11	7
Short	31	42	37	26
Adequate	61	50	52	65
Surplus	2	0	0	2
Subsoil				
Very Short	5	4	4	12
Short	35	34	33	27
Adequate	58	62	63	60
Surplus	2	0	0	1
Days Suitable	5.5	6.9	6.8	5.6

Field Crops Report: Corn condition rated 2 percent very poor, 5 poor, 19 fair, 55 good, and 19 excellent, below 80 percent good to excellent last year but equal to average. Irrigated corn conditions rated 78 percent good to excellent and dryland corn rated 68. Corn mature was 88 percent, behind 93 last year but ahead of 85 average. Corn harvest was at 19 percent, behind 27 last year but near 20 average.

Soybean condition rated 1 percent very poor, 3 poor, 18 fair, 56 good, and 22 excellent, near last year. Soybeans dropping leaves was 96 percent, near 97 last year and 95 average. Soybean harvest was at 63 percent, near 65 last year but well ahead of 49 average.

Winter Wheat seeded was 92 percent, near 93 last year and 91 average. Wheat emerged was 73 percent, ahead of 65 last year and 66 average.

Sorghum conditions rated 0 percent very poor, 6 poor, 17 fair, 61 good, and 16 excellent, near 75 percent good to excellent last year but ahead of 73 average. Sorghum mature was 84 percent, behind 87 last year but ahead of 74 average. Sorghum harvested was 15 percent, near 14 last year but ahead of 11 average.

Proso Millet harvest was 82 percent, behind 85 last year but ahead of 78 average.

Dry Beans harvest was 94 percent, equal to last year but ahead of 87 average.

The fourth cutting of alfalfa was at 89 percent, ahead of 85 last year and 83 average.

Crop Progress: Nebraska, Week Ending October 9, 2011

Crop	This Week	Last Week	Last Year	Average
<i>Percent</i>				
Alfalfa 4 th Cutting	89	86	85	83
Corn Mature	88	75	93	85
Corn Harvested	19	11	27	20
Dry Beans Harvested	94	80	94	87
Proso Millet Harvested	82	64	85	78
Sorghum Mature	84	75	87	74
Sorghum Harvested	15	7	14	11
Soybeans Dropping Leaves	96	78	97	95
Soybeans Harvested	63	20	65	49
Winter Wheat Seeded	92	82	93	91
Winter Wheat Emerged	73	53	65	66

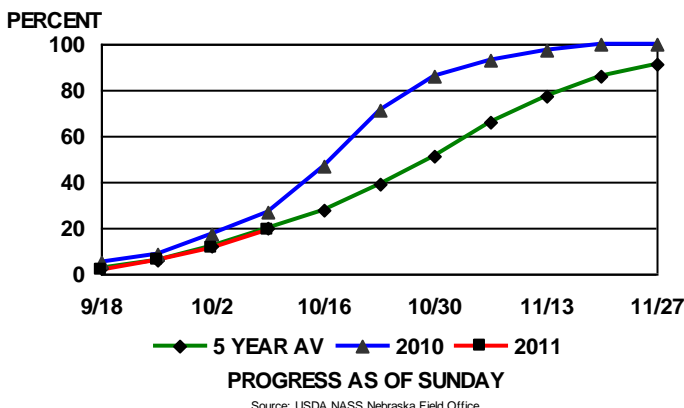
Crop Condition: Nebraska, Week Ending October 9, 2011

Crop	Very Poor	Poor	Fair	Good	Excellent
<i>Percent</i>					
Corn	2	5	19	55	19
Sorghum	0	6	17	61	16
Soybeans	1	3	18	56	22

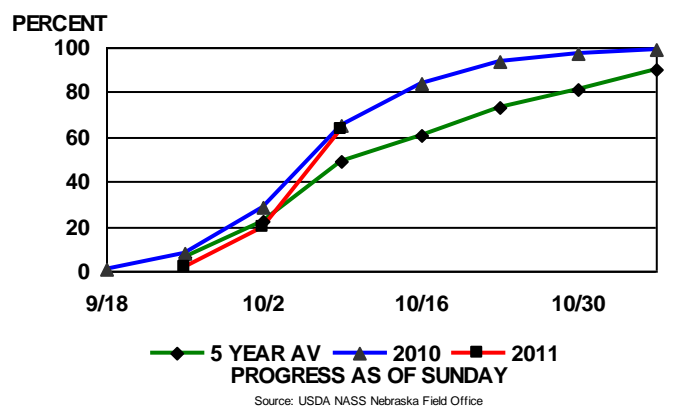
Livestock, Pasture and Range Report: Pasture and range conditions rated 2 percent very poor, 8 poor, 26 fair, 59 good, and 5 excellent, below last year's 73 percent good to excellent but above 55 average.

This release is based on data from FSA county directors, county extension educators, NOAA, and the High Plains Regional Climate Center. County comments and reports can be found at: http://www.nass.usda.gov/Statistics_by_State/Nebraska/Publications/Crop_Progress_&Condition/NEcurrent.asp

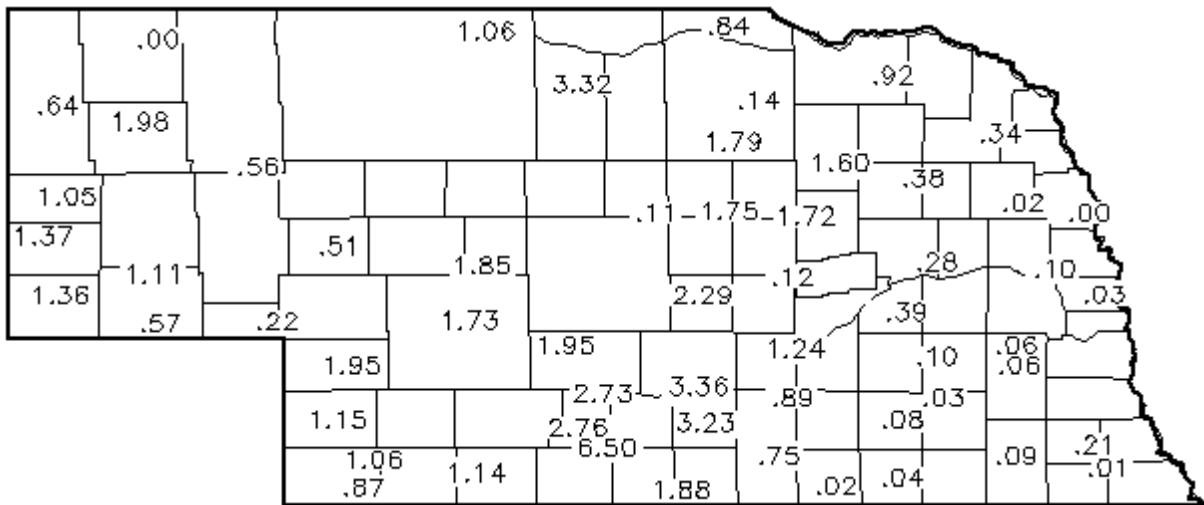
NEBRASKA CORN HARVEST



NEBRASKA SOYBEANS HARVEST



Precipitation in Inches for Week Ending 8:00 a.m. October 9, 2011



Precipitation: By District, Nebraska, October 3 – October 9, 2011

Item	NW	NC	NE	CEN	EC	SW	SC	SE
Total past week	.75	1.22	.64	1.85	.12	1.23	2.43	.07
Total since April 1	17.84	22.43	21.67	24.27	24.20	21.44	23.83	21.11
Normal since April 1	13.10	17.14	20.16	19.42	21.71	15.81	19.38	22.78
Total as % of normal	136%	130%	107%	125%	111%	135%	123%	93%

Temperature and Growing Degree Days: By Location, Nebraska, Week Ending Sunday, October 9, 2011

Station	Temperature				Growing Degree Days Since April 15			
	Extremes		Average	Departure	Last Week	Current	Normal	
	High	Low						
NW	Alliance	90	37	56	+3	2491	2561	2812
	Scottsbluff	87	38	57	+3	2665	2740	2797
	Sidney	86	33	58	+3	2564	2645	2922
NC	Ainsworth	93	48	64	+9	2707	2806	3055
	Arthur	87	43	61	+5	2591	2676	3008
	O'Neill	92	49	67	+11	2721	2836	3103
NE	Concord	88	43	67	+10	2763	2887	3228
	Elgin	88	48	66	+10	2764	2876	3158
	West Point	90	41	69	+11	2889	3024	3319
C	Grand Island	89	45	66	+10	2972	3084	3112
	Lexington	91	47	64	+8	2815	2914	3068
	Ord	91	38	64	+8	2813	2920	3102
EC	Central City	90	48	67	+11	2946	3065	3165
	Lincoln	92	47	72	+13	3278	3429	3410
	Mead	91	42	70	+12	3062	3205	3409
SW	Champion	91	37	62	+6	2800	2900	3024
	Dickens	90	38	63	+7	2712	2808	3038
	McCook	92	39	64	+9	2990	3097	3056
SC	Minden	92	50	65	+9	2951	3054	3083
	Red Cloud	90	46	67	+11	3186	3305	3141
	Smithfield	91	49	65	+9	2827	2928	3072
SE	Beatrice	91	46	70	+12	3187	3326	3410
	Clay Center	90	47	67	+10	3014	3130	3141
	Nemaha	92	51	71	+13	3399	3546	3410

Source: High Plains Regional Climate Center and Nebraska State Climate Office