



Nebraska Weather and Crops

100 Centennial Mall North, Room 298, Lincoln, Nebraska 68508
(402) 437-5541 · (402) 437-5547 FAX · www.nass.usda.gov



Issue NE-CW3012

Released July 23, 2012

Agricultural Summary: For the week ending July 22, 2012, ongoing drought conditions coupled with above normal temperatures continued to take a toll on dryland crops, according to USDA's National Agricultural Statistics Service, Nebraska Field Office. With pastures and forage supplies short, corn acres have begun being chopped for silage or cut for hay. Irrigators were struggling with water demands and in some cases more water has been used to date than a full season would require. One fourth of the corn crop was in dough stage or beyond with some concern over insect levels. Over one quarter of the soybean crop has begun setting pods. Wheat harvest was virtually completed. CRP acres were being released for emergency forage use bringing some relief to livestock producers. However, selling of livestock continues.

Weather Summary: Temperatures increased from last week and ranged from 8 degrees above normal in the North Central District to 5 degrees above normal across the remainder of the state. Highs reached triple digits in all areas of the state and lows were recorded in the upper 50's. Areas across the North Central and Central Districts received measureable rainfall with a few locations accumulating over one inch. However, much of the state saw little to no precipitation.

Sorghum headed was 19 percent, ahead of 7 last year and 6 average. Sorghum conditions rated 11 percent very poor, 20 poor, 42 fair, 26 good, and 1 excellent, well below last year's 81 percent good to excellent and 77 average.

The second cutting of alfalfa was 93 percent complete, well ahead of 71 last year and 75 average. The third cutting of alfalfa was 46 percent complete compared to 2 last year and 3 average. Alfalfa conditions declined and rated 33 percent very poor, 30 poor, 23 fair, 13 good, and 1 excellent, well below 83 percent good to excellent last year and 74 average.

Oats harvested was 94 percent, compared to 61 last year and 49 average.

Dry beans blooming were 35 percent, ahead of 18 last year and 33 average. Dry beans setting pods was 2 percent, equal to last year but behind 6 average. Dry bean conditions rated 1 percent very poor, 9 poor, 42 fair, 45 good, and 3 excellent, but still well below 64 percent good to excellent last year and 71 average.

Wild hay harvest was 84 percent complete, ahead of 69 last year and 32 average.

Soil Moisture and Days Suitable: Nebraska, Week Ending July 22, 2012

	This Week	Last Week	Last Year	Average
<i>Percent</i>				
Topsoil				
Very Short	61	53	1	5
Short	34	39	23	23
Adequate	5	8	72	68
Surplus	0	0	4	4
Subsoil				
Very Short	55	50	1	5
Short	38	42	14	17
Adequate	7	8	81	74
Surplus	0	0	4	4
Days Suitable	7.0	6.9	5.9	5.6

Crop Progress: Nebraska, Week Ending July 22, 2012

Crop	This Week	Last Week	Last Year	Average
<i>Percent</i>				
Alfalfa 2 nd Cutting	93	89	71	75
Alfalfa 3 rd Cutting	46	27	2	3
Corn Silked	88	70	62	66
Corn Dough	25	8	5	5
Corn Dent	2	0	0	0
Dry Beans Blooming	35	30	18	33
Dry Beans Setting Pods	2	2	2	6
Oats Harvested	94	89	61	49
Sorghum Headed	19	3	7	6
Soybeans Blooming	82	64	58	61
Soybeans Setting Pods	27	13	14	16
Wild Hay Harvested	84	74	69	32

Crop Condition: Nebraska, Week Ending July 22, 2012

Crop	Very Poor	Poor	Fair	Good	Excellent
<i>Percent</i>					
Alfalfa	33	30	23	13	1
Corn	14	19	30	32	5
Dry Beans	1	9	42	45	3
Sorghum	11	20	42	26	1
Soybeans	10	22	40	26	2

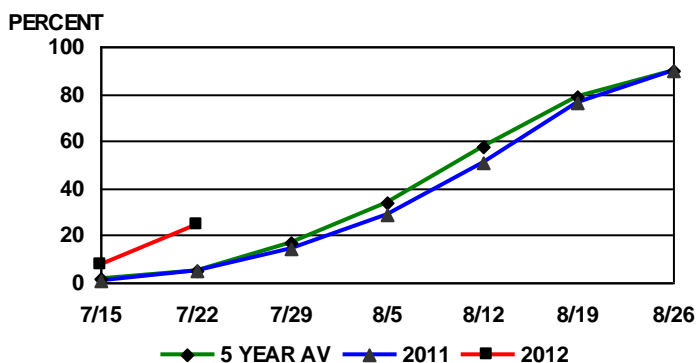
Field Crops Report: Corn silked was 88 percent, compared to 62 last year and over one week ahead of 66 average. Corn in the dough stage was 25 percent, compared to 5 last year and average. Corn in the dent stage was 2 percent, compared to 0 last year and average. Corn conditions declined and rated 14 percent very poor, 19 poor, 30 fair, 32 good, and 5 excellent, well below last year's 80 percent good to excellent and 79 average. Irrigated corn conditions rated 57 percent good to excellent and dryland corn rated 9.

Livestock, Pasture and Range Report: Pasture and range conditions rated 37 percent very poor, 35 poor, 21 fair, 7 good, and 0 excellent, well below 82 percent good to excellent last year and 76 average.

Soybeans blooming were 82 percent, ahead of 58 last year and 12 days ahead of 61 average. Soybeans setting pods was 27 percent, ahead of 14 last year and 16 average. Soybean conditions declined and rated 10 percent very poor, 22 poor, 40 fair, 26 good, and 2 excellent, well below last year's 78 percent good to excellent and 77 average.

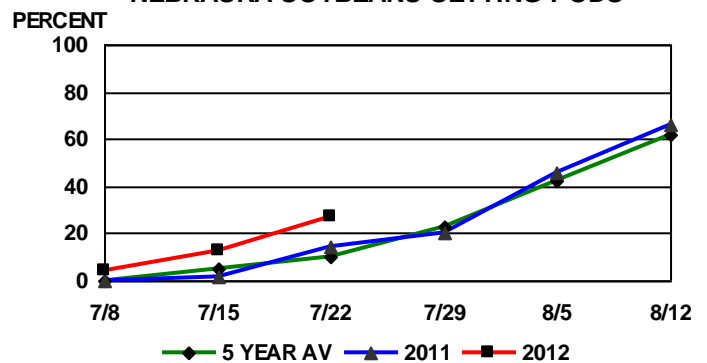
This release is based on data from FSA county directors, county extension educators, NOAA, and the High Plains Regional Climate Center. County comments and reports can be found at: http://www.nass.usda.gov/Statistics_by_State/Nebraska/Publications/Crop_Progress_&Condition/NEcurrent.asp

NEBRASKA CORN DOUGH



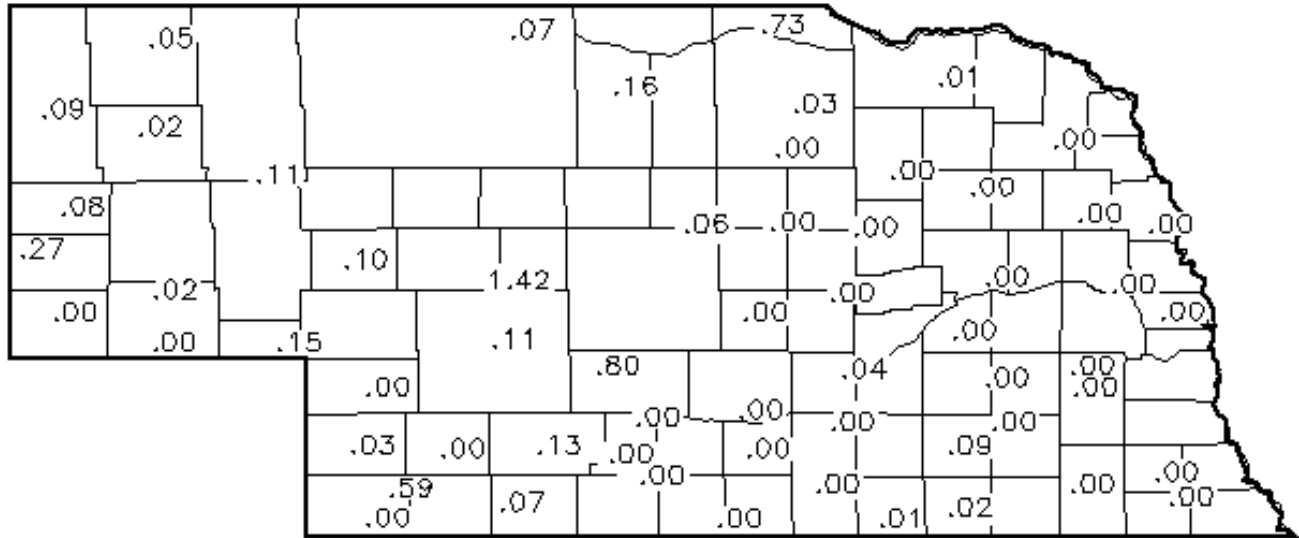
Source: USDA NASS Nebraska Field Office

NEBRASKA SOYBEANS SETTING PODS



Source: USDA NASS Nebraska Field Office

Precipitation in Inches for Week Ending 8:00 a.m. July 22, 2012



Precipitation: By District, Nebraska, July 16 – July 22, 2012

Item	NW	NC	NE	CEN	EC	SW	SC	SE
Total past week	.16	.26	.00	.01	.00	.16	.00	.02
Total since April 1	4.77	7.92	9.42	7.26	10.57	7.16	7.74	10.73
Normal since April 1	9.36	11.23	12.97	12.50	13.29	10.88	12.45	13.65
Total as % of normal	50%	70%	72%	58%	79%	65%	62%	78%

**Temperature and Growing Degree Days: By Location, Nebraska,
Week Ending Sunday, July 22, 2012**

Station	Temperature				Growing Degree Days Since April 15			
	Extremes		Average	Departure	Last Week	Current	Normal	
	High	Low						
NW	Alliance	105	58	80	+5	1396	1556	1477
	Scottsbluff	102	58	80	+6	1518	1685	1466
	Sidney	101	58	79	+4	1467	1631	1544
NC	Ainsworth	107	62	86	+9	1568	1761	1625
	Arthur	105	61	82	+6	1505	1678	1596
	O'Neill	107	64	86	+10	1549	1745	1653
NE	Concord	102	67	83	+6	1632	1827	1724
	Elgin	102	65	81	+5	1585	1772	1685
	West Point	103	64	83	+5	1660	1852	1777
C	Grand Island	99	63	80	+4	1685	1868	1663
	Cozad	101	59	79	+3	1589	1757	1630
	Ord	105	63	83	+7	1603	1786	1653
EC	Central City	100	64	82	+5	1692	1878	1689
	Lincoln	103	72	87	+8	1872	2084	1824
	Mead	103	65	83	+4	1765	1952	1823
SW	Champion	106	57	81	+5	1574	1734	1606
	Dickens	103	60	82	+6	1580	1755	1614
	McCook	104	62	84	+8	1710	1891	1626
SC	Minden	99	62	81	+4	1656	1833	1644
	Red Cloud	103	66	84	+7	1813	2006	1675
	Smithfield	100	63	81	+4	1646	1825	1635
SE	Beatrice	104	65	84	+5	1820	2009	1824
	Clay Center	97	63	80	+3	1714	1893	1675
	Nemaha	107	67	85	+7	1948	2151	1824

Source: High Plains Regional Climate Center and Nebraska State Climate Office