



Nebraska Weather and Crops

100 Centennial Mall North, Room 298, Lincoln, Nebraska 68508
(402) 437-5541 · (402) 437-5547 FAX · www.nass.usda.gov



Issue NE-CW3412

Released August 20, 2012

Agricultural Summary: For the week ending August 19, 2012, cooler temperatures brought some relief to crops and livestock; however, crop conditions did not improve with the little rain received, according to USDA's National Agricultural Statistics Service, Nebraska Field Office. Corn harvested for grain has spread along the southern tier of counties, while drought damaged corn fields continue to be chopped for silage or baled for hay. Irrigation has begun to wind down. Concerns over disease in dry bean fields were reported in the West. Producers were grazing alfalfa in some areas rather than harvesting a fourth cutting. Calves are being weaned and marketed earlier than normal this year due to lack of forage.

Weather Summary: Light rain fell in the northeast quarter of the state with amounts up to three quarters of an inch. Remaining areas received little to no precipitation. Temperatures averaged from 6 degrees below normal in the Northwest and Southwest Districts to 9 degrees below normal in the Northeast District. Highs reached upper 90's in the Southwest and lows were mostly in the 40's.

Sorghum headed was 76 percent, behind 85 last year and 86 average. Sorghum turning color was 6 percent, compared to 18 last year and 11 average. Sorghum conditions rated 13 percent very poor, 36 poor, 36 fair, 15 good, and 0 excellent, well below last year's 78 percent good to excellent and 77 average.

The third cutting of alfalfa was 93 percent complete, compared to 65 last year and average. The fourth cutting of alfalfa was 19 percent complete, compared to 3 last year and 1 average. Alfalfa conditions rated 44 percent very poor, 29 poor, 18 fair, 9 good, and 0 excellent, well below 79 percent good to excellent last year and 71 average.

Dry beans setting pods were 98 percent, ahead of 84 last year and 86 average. Dry beans turning color were 4 percent, compared to 0 last year and 3 average. Dry bean conditions rated 2 percent very poor, 7 poor, 46 fair, 42 good, and 3 excellent, well below 64 percent good to excellent last year and 68 average.

Soil Moisture and Days Suitable: Nebraska, Week Ending August 19, 2012

	This Week	Last Week	Last Year	Average
<i>Percent</i>				
Topsoil				
Very Short	69	72	2	5
Short	28	24	22	24
Adequate	3	4	73	69
Surplus	0	0	3	2
Subsoil				
Very Short	69	70	2	5
Short	27	26	20	22
Adequate	4	4	76	72
Surplus	0	0	2	1
Days Suitable	6.8	6.7	5.2	5.6

Crop Progress: Nebraska, Week Ending August 19, 2012

Crop	This Week	Last Week	Last Year	Average
<i>Percent</i>				
Alfalfa 3 rd Cutting	93	91	65	65
Alfalfa 4 th Cutting	19	10	3	1
Corn Dough	93	86	76	79
Corn Dent	67	51	25	32
Corn Mature	14	6	0	0
Corn Harvested	1	0	0	0
Dry Beans Setting Pods	98	75	84	86
Dry Beans Turning Color	4	0	0	3
Sorghum Headed	76	64	85	86
Sorghum Turning Color	6	1	18	11
Soybeans Setting Pods	91	83	80	88
Soybeans Turning Color	9	2	0	1
Wild Hay Harvested	97	94	84	58

Field Crops Report: Corn in the dough stage was 93 percent, compared to 76 last year and 10 days ahead of 79 average. Corn in the dent stage reached 67 percent, ahead of 25 last year and 32 average. Corn that has reached maturity was 14 percent, compared to 0 last year and average. Corn harvested for grain was 1 percent, compared to 0 last year and average. Corn conditions rated 22 percent very poor, 19 poor, 29 fair, 28 good, and 2 excellent, well below 75 percent good to excellent last year and 78 average. Irrigated corn conditions rated 51 percent good to excellent and dryland corn rated 2.

Crop Condition: Nebraska, Week Ending August 19, 2012

Crop	Very Poor	Poor	Fair	Good	Excellent
<i>Percent</i>					
Alfalfa	44	29	18	9	0
Corn	22	19	29	28	2
Dry Beans	2	7	46	42	3
Sorghum	13	36	36	15	0
Soybeans	20	25	36	18	1

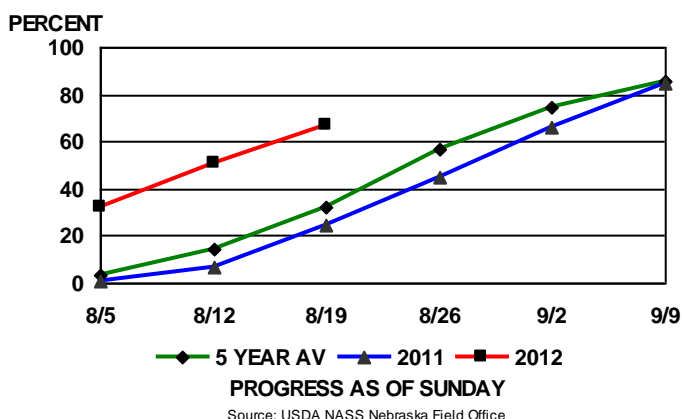
Soybeans setting pods were 91 percent, ahead of 80 last year and 88 average. Soybeans turning color were at 9 percent, compared to 0 last year and 1 average. Soybean conditions rated 20 percent very poor, 25 poor, 36 fair, 18 good, and 1 excellent, well below last year's 78 percent good to excellent and 77 average.

Livestock, Pasture and Range Report: Pasture and range conditions rated 61 percent very poor, 32 poor, 7 fair, 0 good, and 0 excellent, well below 73 percent good to excellent last year and 71 average.

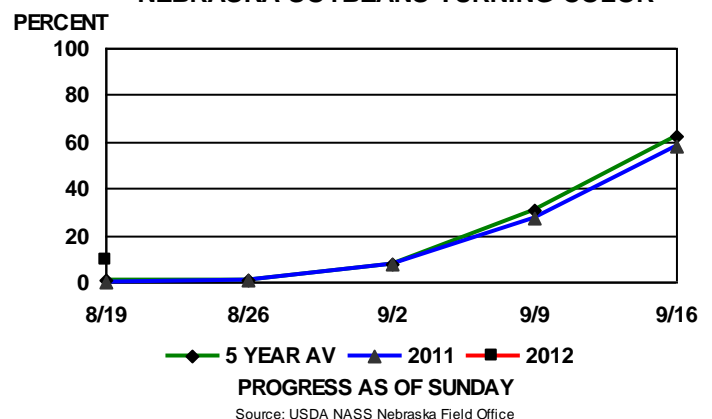
Wild hay harvest was 97 percent complete, ahead of 84 last year and 58 average.

This release is based on data from FSA county directors, county extension educators, NOAA, and the High Plains Regional Climate Center. County comments and reports can be found at: http://www.nass.usda.gov/Statistics_by_State/Nebraska/Publications/Crop_Progress_&_Condition/NEcurrent.asp

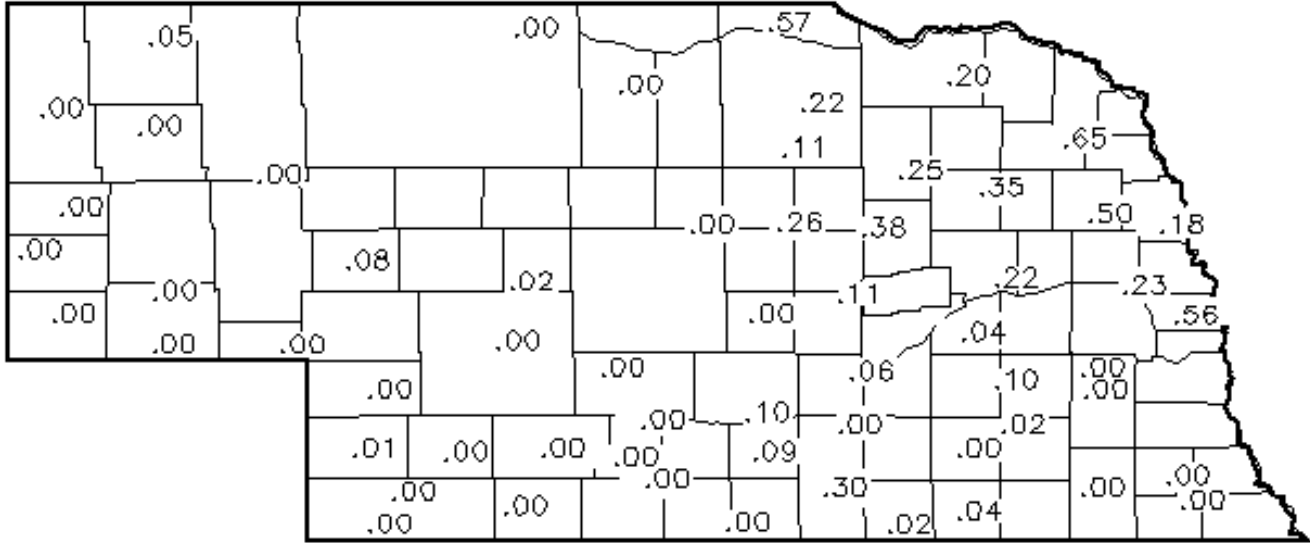
NEBRASKA CORN DENTED



NEBRASKA SOYBEANS TURNING COLOR



Precipitation in Inches for Week Ending 8:00 a.m. August 19, 2012



Precipitation: By District, Nebraska, August 13 – August 19, 2012

Item	NW	NC	NE	CEN	EC	SW	SC	SE
Total past week	.01	.13	.39	.09	.15	.00	.03	.01
Total since April 1	5.27	9.11	10.66	8.31	11.37	8.40	9.95	11.97
Normal since April 1	10.99	13.72	15.69	15.22	16.26	13.08	15.26	16.89
Total as % of normal	47%	66%	67%	54%	69%	64%	65%	70%

**Temperature and Growing Degree Days: By Location, Nebraska,
Week Ending Sunday, August 19, 2012**

Station	Temperature				Growing Degree Days Since April 15			
	Extremes		Average	Departure	Last Week	Current	Normal	
	High	Low						
NW	Alliance	94	43	65	-6	1994	2105	2100
	Scottsbluff	95	43	66	-5	2140	2255	2085
	Sidney	93	43	66	-7	2093	2204	2188
NC	Ainsworth	93	41	66	-7	2223	2343	2297
	Arthur	93	46	66	-7	2161	2273	2257
	O'Neill	92	42	65	-8	2229	2341	2334
NE	Concord	90	45	65	-9	2310	2420	2428
	Elgin	91	45	65	-9	2254	2362	2375
	West Point	92	44	65	-10	2344	2452	2496
C	Grand Island	92	45	67	-7	2369	2488	2344
	Cozad	97	42	65	-8	2220	2331	2301
	Ord	96	39	66	-7	2268	2388	2332
EC	Central City	90	41	66	-7	2372	2493	2378
	Lincoln	93	47	68	-8	2634	2756	2557
	Mead	94	44	65	-10	2457	2570	2556
SW	Champion	98	43	66	-7	2208	2324	2269
	Dickens	98	42	67	-6	2230	2348	2280
	McCook	99	45	68	-5	2398	2522	2295
SC	Minden	91	46	66	-7	2329	2444	2319
	Red Cloud	93	44	68	-6	2536	2660	2360
	Smithfield	95	45	66	-7	2315	2424	2307
SE	Beatrice	93	45	67	-9	2532	2652	2557
	Clay Center	89	44	66	-7	2384	2502	2361
	Nemaha	95	47	69	-7	2700	2829	2555

Source: High Plains Regional Climate Center and Nebraska State Climate Office