



United States Department of Agriculture
National Agricultural Statistics Service



Pacific Region – Labor

Cooperating with the California Department of Food and Agriculture, and Hawaii and Nevada Departments of Agriculture
Pacific Regional Office · 650 Capitol Mall, Suite 6-100 · Sacramento, CA 95814 · (916) 738-6600 · (855) 270-2722 Fax · www.nass.usda.gov/ca

Released: November 22, 2023

Number of Workers, Gross Hours Worked — Selected Regions and United States: October 8-14, 2023

[Excludes agricultural service workers and Alaska]

Region	Hired workers			
	Number of Workers	Expected to be employed		Number of hours worked
		150 days or more	149 days or less	Gross hours
	(1,000)	(1,000)	(1,000)	(hours per week)
California	159	126	33	41.9
Hawaii	5	4	1	36.3
Mountain II ¹	18	13	5	43.5
United States	776	597	179	41.7

¹ Mountain II Region includes Colorado, Nevada, and Utah

Number of Workers, Gross Hours Worked — Selected Regions and United States: July 9-15, 2023

[Excludes agricultural service workers and Alaska]

Region	Hired workers			
	Number of Workers	Expected to be employed		Number of hours worked
		150 days or more	149 days or less	Gross hours
	(1,000)	(1,000)	(1,000)	(hours per week)
California	172	128	44	41.4
Hawaii	5	4	1	36.2
Mountain II ¹	21	15	6	42.9
United States	781	591	190	41.2

¹ Mountain II Region includes Colorado, Nevada, and Utah

Gross Wage Rates by Type of Worker ¹ — Selected Regions and United States: October 8-14, 2023

[Excludes agricultural service workers and Alaska]

Region	Field Workers	Livestock Workers	Field and livestock combined	Wage rates for all hired workers
	Gross wage	Gross wage	Gross wage	Gross wage
	(dollars per hour)	(dollars per hour)	(dollars per hour)	(dollars per hour)
California	20.30	19.75	20.22	21.50
Hawaii	18.90	20.35	19.07	20.83
Mountain II ²	17.44	15.59	16.59	17.49
United States	18.24	17.19	17.95	18.81

¹ Benefits, such as housing and meals, are provided to some workers but the values are not included in either the gross wage rates or the base wage rates.

² Mountain II Region includes Colorado, Nevada, and Utah

Gross Wage Rates by Type of Worker ¹ — Selected Regions and United States: July 9-15, 2023

[Excludes agricultural service workers and Alaska]

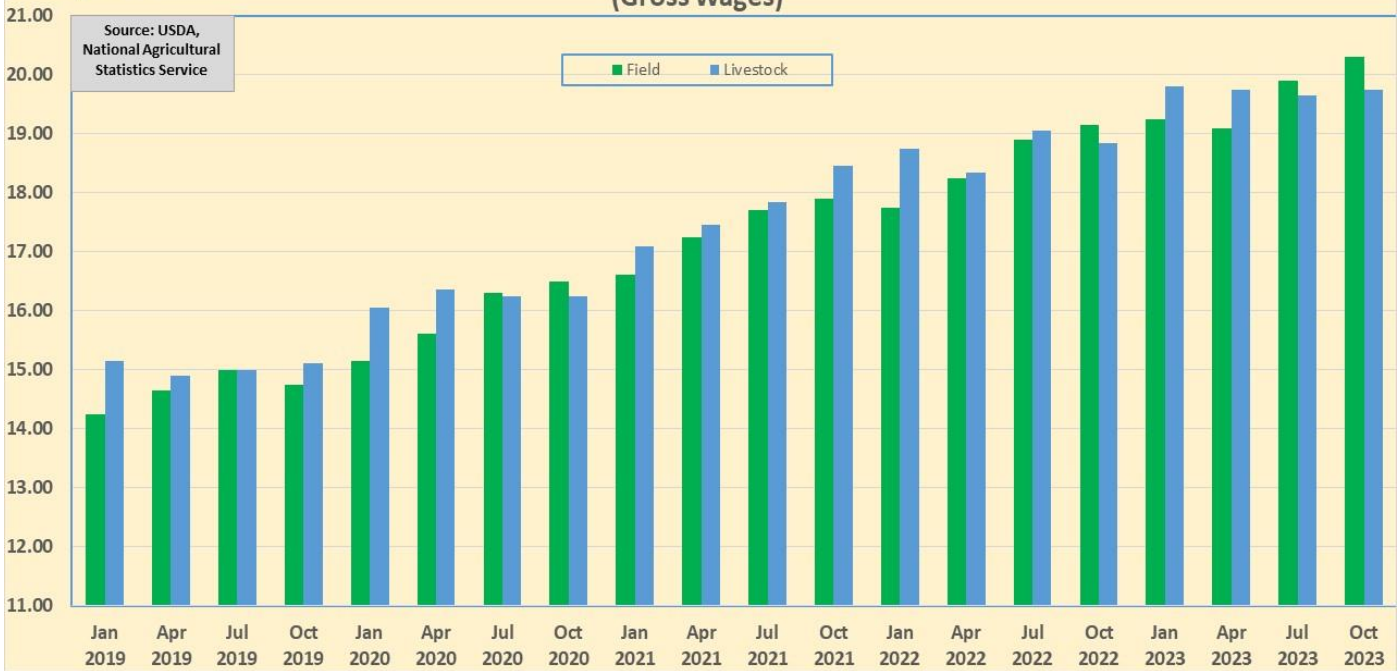
Region	Field Workers	Livestock Workers	Field and livestock combined	Wage rates for all hired workers
	Gross wage	Gross wage	Gross wage	Gross wage
	(dollars per hour)	(dollars per hour)	(dollars per hour)	(dollars per hour)
California	19.90	19.65	19.86	21.16
Hawaii	18.85	20.30	18.99	20.82
Mountain II ²	17.34	16.15	16.88	17.62
United States	18.08	16.95	17.76	18.61

¹ Benefits, such as housing and meals, are provided to some workers but the values are not included in either the gross wage rates or the base wage rates.

² Mountain II Region includes Colorado, Nevada, and Utah

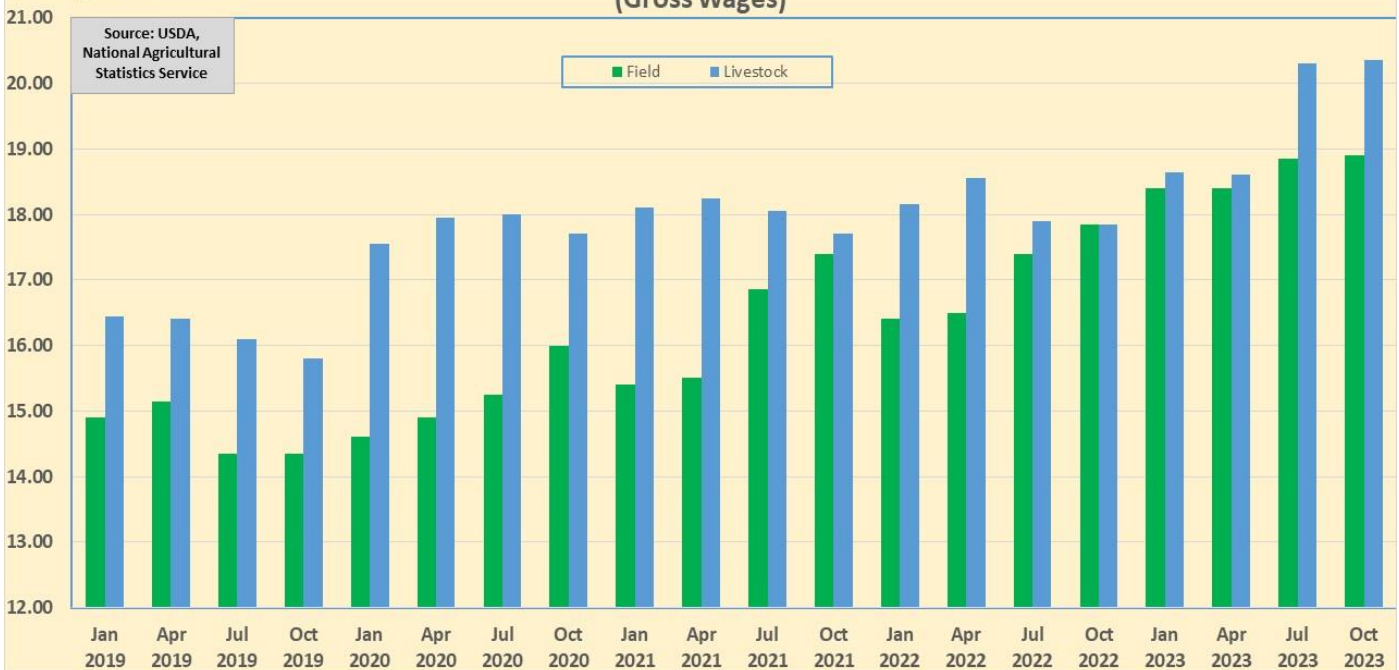
Wage Rates by Type of Worker California (Gross Wages)

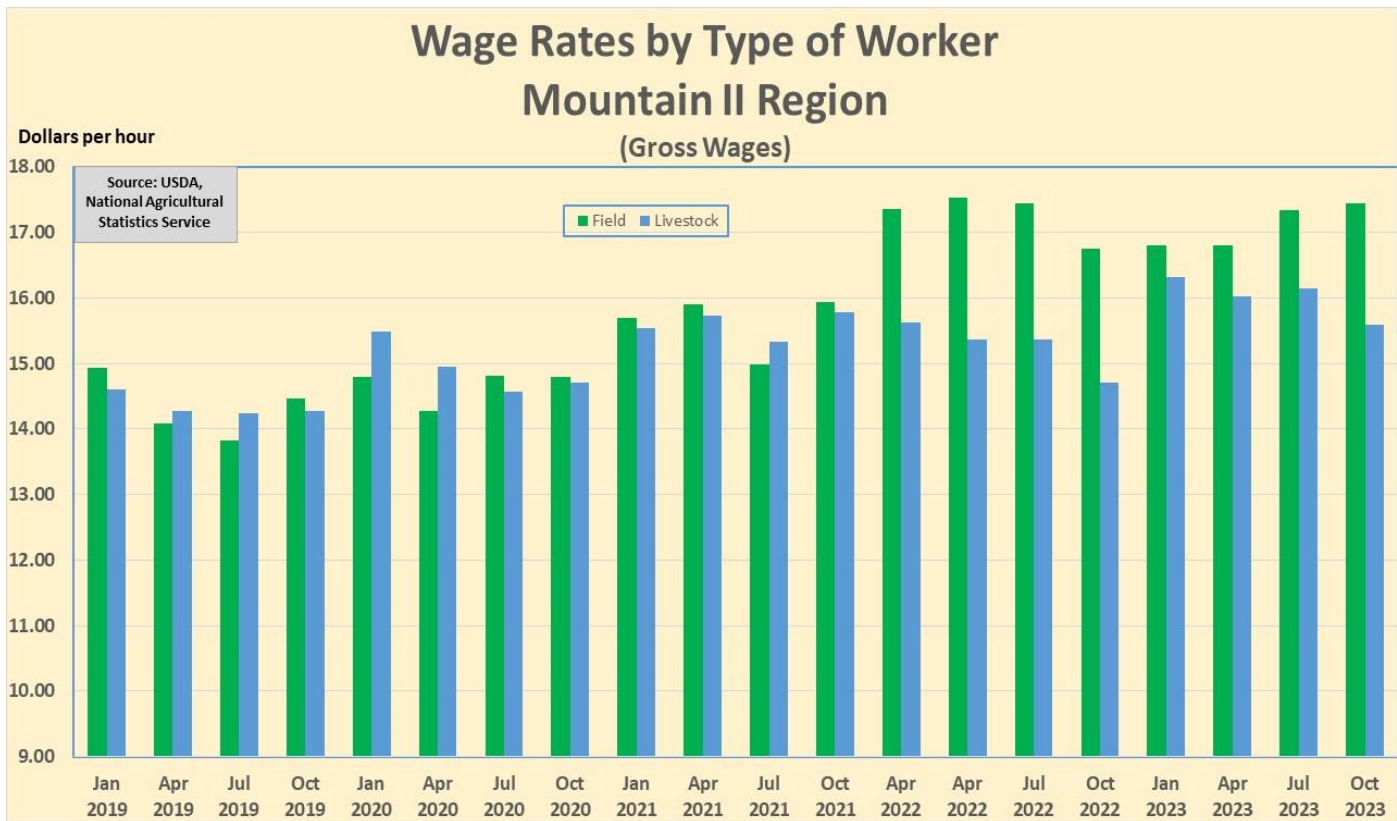
Dollars per hour



Wage Rates by Type of Worker Hawaii (Gross Wages)

Dollars per hour





Access to NASS Reports

Access the National publication for this release at: <https://usda.library.cornell.edu/concern/publications/x920fw89s>

For your convenience, you may access NASS reports and products the following ways:

- All reports are available electronically, at no cost, on the NASS web site: www.nass.usda.gov.
- Both state and national and reports are available via a free e-mail subscription. To set-up this free subscription, visit the links below:

State Reports

https://www.nass.usda.gov/Publications/Subscribe_to_State_Reports/index.php

National Reports

<https://usda.library.cornell.edu/>
<https://www.nass.usda.gov/Newsroom/Subscribe/index.php>

For more information on NASS surveys and reports, call the NASS Agricultural Statistics Hotline at (800) 727- 9540, 7:30 a.m. to 4:00 p.m. ET, or e-mail: nass@usda.gov.

The U.S. Department of Agriculture (USDA) prohibits discrimination against its customers, employees, and applicants for employment on the basis of race, color, national origin, age, disability, sex, gender identity, religion, reprisal, and where applicable, political beliefs, marital status, familial or parental status, sexual orientation, or all or part of an individual's income is derived from any public assistance program, or protected genetic information in employment or in any program or activity conducted or funded by the Department. (Not all prohibited bases will apply to all programs and/or employment activities.)