

2024 North Carolina AGRICULTURAL STATISTICS

**United States
Department of Agriculture
National Agricultural
Statistics Service**

Joseph L. Parsons
Administrator

King Whetstone
*Director, Western Field Operations and
Acting Director, Eastern Field Operations*

Tony Dorn
State Statistician

Melanie Edwards
Public Affairs Specialist

**North Carolina
Department of Agriculture
& Consumer Services**

Steve Troxler
Commissioner

N. David Smith
Chief Deputy Commissioner

COMPILED & EDITED BY

Sherry Teachey
Statistician I

DESIGNED BY

Mike Galiano
Graphic Designer

PRINTED BY

Thomas Woodard & Team
NCDA&CS/NASS Print Shop

Post Office Box 27767
Raleigh, NC 27611

Agriculture Building
2 West Edenton Street
Raleigh, NC 27601

Tel (919) 707-3333

www.nass.usda.gov
www.ncagr.gov/stats

U.S. DEPARTMENT OF AGRICULTURE NATIONAL AGRICULTURAL STATISTICS SERVICE

Mission

The National Agricultural Statistics Service provides timely, accurate, and useful statistics in service to U.S. agriculture.

Overview

The USDA's National Agricultural Statistics Service (NASS) conducts hundreds of surveys every year and prepares reports covering virtually every aspect of U.S. agriculture. Production and supplies of food and fiber, prices paid and received by farmers, farm labor and wages, farm finances, chemical use, and changes in the demographics of U.S. producers are only a few examples.

NASS is committed to providing timely, accurate, and useful statistics in service to U.S. agriculture.

To uphold our continuing commitment, NASS will:

- Report the facts on American agriculture, facts needed by people working in and depending upon U.S. agriculture.
- Provide objective and unbiased statistics on a preannounced schedule that is fair and impartial to all market participants.
- Conduct the Census of Agriculture every five years, providing the only source of consistent, comparable, and detailed agricultural data for every county in America.
- Serve the needs of our data users and customers at a local level through our network of State field offices and our cooperative relationship with universities and State Departments of Agriculture.
- Safeguard the privacy of farmers, ranchers, and other data providers, with a guarantee that confidentiality and data security continue to be our top priorities.

NORTH CAROLINA DEPARTMENT OF AGRICULTURE AND CONSUMER SERVICES

Mission

To provide services that promote and improve agriculture, agribusiness and forests; protect consumers and businesses; and conserve farmland and natural resources for the prosperity of all North Carolinians.

Overview

The N.C. Department of Agriculture and Consumer Services' divisions have responsibilities in regulatory and service areas covering agronomy; animal health; weights and measures; gas and oil inspection; crop and livestock statistics; USDA commodity distribution; state farm operations; food, drug and cosmetic testing for purity; agricultural marketing and promotion; agricultural marketing grading; international agricultural crop and livestock marketing; operation of the North Carolina State Fair and North Carolina Mountain State Fair; operation of four state farmers markets; research station operations; seed and fertilizer inspection; nursery and plant pest eradication activities; regulation of the structural pest control industry; agricultural environmental issues; soil and water conservation; forest management and protection; state and federal agricultural legislation; and agricultural economic analysis.

CONTENTS

NASDA Enumerators.....	4-6
------------------------	-----

General 7

Statistics Program, General Information	8
North Carolina's Rank in U.S. Agriculture	9
Farm Real Estate Values.....	10
Number of Farms and Land in Farms.....	10
Climatological Data.....	11
Top-Soil Moisture	11
Sub-Soil Moisture	11

Income & Prices 13

Definitions and Methodology.....	14
Source of Farm Cash Receipts.....	15
County Cash Receipts from Farm Marketings	15
Cash Receipts from Farm Marketings by Commodity.....	16
Farm Income, Rank by State.....	17
Cash Receipts and Government Payments.....	18
Top Ten Counties in Farm Cash Receipts.....	18
Crop Cash Receipts Leading Counties.....	19
Livestock Cash Receipts Leading Counties.....	19
Top Ten Counties in Farm Cash Receipts for Specified Commodities	19
Cash Receipts from Farm Marketings and Government Payments, by Commodity, by County	20-29
Value Added to the NC Economy by the Agricultural Sector.....	30
Monthly Price Received Charts: Corn, Wheat and Soybeans.....	31
Marketing Year Average Prices for Specified Crops.....	32

Livestock, Dairy & Poultry 33

Record Highs and Lows.....	34
Livestock and Poultry Inventory.....	35
Livestock and Poultry Inventory Values.....	35
Meat Animals: Numbers, Production, Disposition, Price & Income.....	36
Commercial Livestock Slaughter	37
Commercial Hog Slaughter.....	37
Commercial Cattle Slaughter.....	37
Commercial Broilers: Production and Value.....	38
Turkeys: Production and Value.....	38
Eggs: Production and Value.....	38
Chickens: Lost, Sold and Value of Sales	38
Honey: Production, Stocks and Value	38
Catfish Operations	39
Catfish: Sales of Foodsize Fish	39
Catfish Sales.....	39
Trout Operations.....	40
Trout: Sales of Foodsize Fish or Larger	40
Trout Sales	40

Hogs and Pigs: Number on Farms, December 1	41
Hogs and Pigs Inventory Leading States.....	41
County Estimates: Livestock & Poultry	

Hogs and Pigs	42-43
All Cattle.....	44-45
Beef Cows	46-47
Milk Cows	48-49
Turkeys.....	50-51
Broilers.....	52-53
Layers	54-55

Crops 57

Usual Planting and Harvesting Dates.....	58
North Carolina Planted Acres.....	58
Crop Record Highs.....	59
Crop Record Lows.....	59
Annual Crop Summary.....	60-61
Grain Stocks.....	62
Hay Stocks on Farms.....	62
Grain Storage Capacity	62
Upland Cotton Biotechnology Varieties	62
Selected Floriculture Crops.....	63

County Estimates: Crops

Corn for Grain	64-66
Cotton.....	67-69
Peanuts	70-72
Soybeans.....	73-75
Sweet Potatoes.....	76-78
Wheat	79-81

North Carolina Fruit and Vegetables, Top Counties

Apple.....	82
Blueberry	82
Grape	82
Peach.....	83
Strawberry	83
Cucumber.....	83
Head Cabbage	84
Sweet Corn	84
Tomato.....	84


County Summary 85

Crops, Livestock and Cash Receipts by County	86-135
--	--------

NASDA Enumerators



Lisa Adkins



Don Allen



Linda Barton



Kathy Bishop



Deborah Brogden




Randy Bruton



Kate Campau



Tiana Cheek



Bruce Cobb



David Clapp



Howard Collins



Atwell Cook

NASDA Enumerators



Ricky Crouse



Melissa Ellis



Larry Gates



David Guier



Jeff Kornegay



Brenda Lee



Daniel Lee



Joe Mooneyham



Zac Neuenschwander



Liz O'Briant



Beth Patafio



Lane Peele

NASDA Enumerators




Lonnetta Raynor




Kimberly Riley



Jimmy Smith



Tom Sorie



Robert Southwick



Donna Stephenson



Joe Teague



Dennis Testerman



Janyce Thomas



Dennis Vick



Bruce Woody

NOT PICTURED:

Deborah Christian-Laux
Michelle Cheek
Angie Collins
MaryJo Collins
Craig Fisher
Rob Hall
LaChandra Hamilton
Georgia Hill
Elizabeth Lawrence
Angela O'Neal