



Section 5:

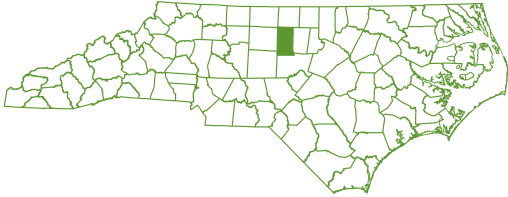
COUNTY SUMMARY



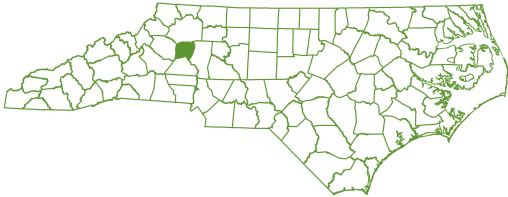
CROP & LIVESTOCK
CASH RECEIPTS
BY COUNTY



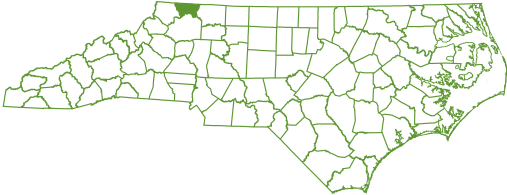
ALAMANCE COUNTY

Census of Agriculture - 2022		Crops - 2023	Acres Harvested	Yield	Production	Rank
Total Acres in County	270,989	Corn for Grain: Bu.	3,440	143.3	493,000	48
Number of Farms	724	Cotton: Lbs: Production in 480 Lb Bales	*	*	*	*
Total Land in Farms: Acres	68,769	Peanuts: Lbs	*	*	*	*
Average Farm Size: Acres	95	Soybeans: Bu.	5,350	32.3	173,000	58
Harvested Cropland: Acres	20,765	Sweet Potatoes: Cwt.	*	*	*	*
Average Age of Farmers	58.5	Wheat: Bu.	1,740	71.8	125,000	52
Average Value of Farm & Buildings	\$565,101,000					
Average Market Value of Machinery & Equipment	\$50,010,000					
Average Total Farm Production Expense	\$61,716					
		Livestock			Number	Rank
		Broilers Produced (2023)			1,500,000	51
		Cattle, All (Jan. 1, 2024)			12,500	17
		Beef Cows (Jan. 1, 2024)			6,300	14
		Milk Cows (Jan. 1, 2024)			400	14
		Hogs and Pigs (Dec. 1, 2023)			200	43
		Layers (Dec. 1, 2023)			300,000	10
		Turkeys Raised (2023)			*	*
		Cash Receipts - 2022 Census			Dollars	Rank
		Livestock, Dairy, and Poultry			34,635,000	48
		Crops			11,281,000	76
		Government Payments			122,000	85
		Total			46,038,000	65

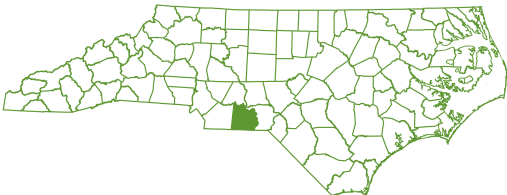
ALEXANDER COUNTY

Census of Agriculture - 2022		Crops - 2023	Acres Harvested	Yield	Production	Rank
Total Acres in County	166,390	Corn for Grain: Bu.	1,500	134.7	202,000	64
Number of Farms	535	Cotton: Lbs: Production in 480 Lb Bales	*	*	*	*
Total Land in Farms: Acres	50,799	Peanuts: Lbs	*	*	*	*
Average Farm Size: Acres	95	Soybeans: Bu.	2,670	41.9	112,000	62
Harvested Cropland: Acres	17,001	Sweet Potatoes: Cwt.	*	*	*	*
Average Age of Farmers	55.6	Wheat: Bu.	*	*	*	*
Average Value of Farm & Buildings	\$349,782,000					
Average Market Value of Machinery & Equipment	\$56,809,000					
Average Total Farm Production Expense	\$355,524					
		Livestock			Number	Rank
		Broilers Produced (2023)			32,000,000	10
		Cattle, All (Jan. 1, 2024)			22,000	6
		Beef Cows (Jan. 1, 2024)			8,500	10
		Milk Cows (Jan. 1, 2024)			800	8
		Hogs and Pigs (Dec. 1, 2023)			100	50
		Layers (Dec. 1, 2023)			840,000	5
		Turkeys Raised (2023)			*	*
		Cash Receipts - 2022 Census			Dollars	Rank
		Livestock, Dairy, and Poultry			294,674,000	13
		Crops			11,791,000	74
		Government Payments			1,019,000	45
		Total			307,484,000	17

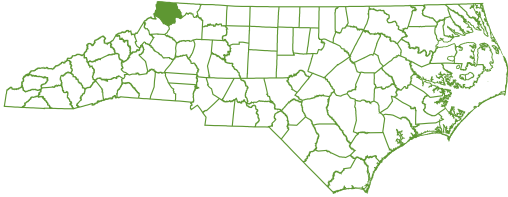
ALLEGHANY COUNTY

Census of Agriculture - 2022		Crops - 2023	Acres Harvested	Yield	Production	Rank
Total Acres in County	150,018	Corn for Grain: Bu.	*	*	*	*
Number of Farms	435	Cotton: Lbs: Production in 480 Lb Bales	*	*	*	*
Total Land in Farms: Acres	63,298	Peanuts: Lbs	*	*	*	*
Average Farm Size: Acres	146	Soybeans: Bu.	*	*	*	*
Harvested Cropland: Acres	19,046	Sweet Potatoes: Cwt.	*	*	*	*
Average Age of Farmers	60.8	Wheat: Bu.	*	*	*	*
Average Value of Farm & Buildings	\$377,167,000					
Average Market Value of Machinery & Equipment	\$50,532,000					
Average Total Farm Production Expense	\$127,330					
		Livestock			Number	Rank
		Broilers Produced (2023)			*	*
		Cattle, All (Jan. 1, 2024)			20,500	8
		Beef Cows (Jan. 1, 2024)			10,300	9
		Milk Cows (Jan. 1, 2024)			300	16
		Hogs and Pigs (Dec. 1, 2023)			100	50
		Layers (Dec. 1, 2023)			*	*
		Turkeys Raised (2023)			*	*
		Cash Receipts - 2022 Census			Dollars	Rank
		Livestock, Dairy, and Poultry			9,459,000	58
		Crops			40,047,000	40
		Government Payments			635,000	58
		Total			50,141,000	64

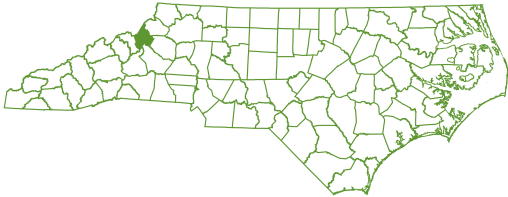
ANSON COUNTY

Census of Agriculture - 2022		Crops - 2023	Acres Harvested	Yield	Production	Rank
Total Acres in County	340,133	Corn for Grain: Bu.	9,400	111.6	1,049,000	35
Number of Farms	421	Cotton: Lbs: Production in 480 Lb Bales	*	*	*	*
Total Land in Farms: Acres	84,695	Peanuts: Lbs	*	*	*	*
Average Farm Size: Acres	201	Soybeans: Bu.	14,800	31.7	469,000	41
Harvested Cropland: Acres	25,697	Sweet Potatoes: Cwt.	*	*	*	*
Average Age of Farmers	56.9	Wheat: Bu.	6,550	68.1	446,000	21
Average Value of Farm & Buildings	\$435,177,000					
Average Market Value of Machinery & Equipment	\$54,153,000					
Average Total Farm Production Expense	\$649,732					
		Livestock			Number	Rank
		Broilers Produced (2023)			50,000,000	4
		Cattle, All (Jan. 1, 2024)			9,400	30
		Beef Cows (Jan. 1, 2024)			*	*
		Milk Cows (Jan. 1, 2024)			*	*
		Hogs and Pigs (Dec. 1, 2023)			52,000	22
		Layers (Dec. 1, 2023)			375,000	8
		Turkeys Raised (2023)			1,200,000	8
		Cash Receipts - 2022 Census			Dollars	Rank
		Livestock, Dairy, and Poultry			468,916,000	6
		Crops			18,258,000	62
		Government Payments			724,000	56
		Total			487,898,000	7

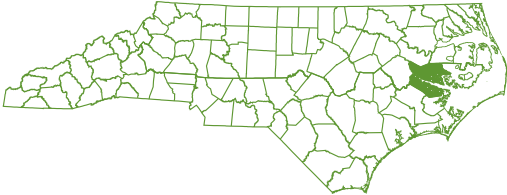
ASHE COUNTY

Census of Agriculture - 2022		Crops - 2023	Acres Harvested	Yield	Production	Rank
Total Acres in County	272,039	Corn for Grain: Bu.	*	*	*	*
Number of Farms	760	Cotton: Lbs: Production in 480 Lb Bales	*	*	*	*
Total Land in Farms: Acres	84,498	Peanuts: Lbs	*	*	*	*
Average Farm Size: Acres	111	Soybeans: Bu.	*	*	*	*
Harvested Cropland: Acres	24,084	Sweet Potatoes: Cwt.	*	*	*	*
Average Age of Farmers	59.3	Wheat: Bu.	*	*	*	*
Average Value of Farm & Buildings	\$579,568,000					
Average Market Value of Machinery & Equipment	\$68,875,000					
Average Total Farm Production Expense	\$88,063					
		Livestock			Number	Rank
		Broilers Produced (2023)			*	*
		Cattle, All (Jan. 1, 2024)			9,800	28
		Beef Cows (Jan. 1, 2024)			4,600	23
		Milk Cows (Jan. 1, 2024)			100	21
		Hogs and Pigs (Dec. 1, 2023)			*	*
		Layers (Dec. 1, 2023)			2,300	38
		Turkeys Raised (2023)			*	*
		Cash Receipts - 2022 Census			Dollars	Rank
		Livestock, Dairy, and Poultry			7,673,000	62
		Crops			65,777,000	25
		Government Payments			452,000	67
		Total			73,902,000	49

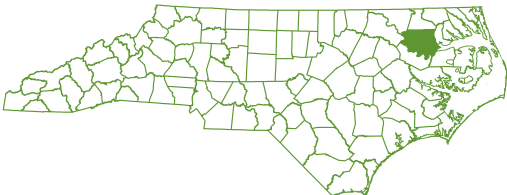
AVERY COUNTY

Census of Agriculture - 2022		Crops - 2023	Acres Harvested	Yield	Production	Rank
Total Acres in County	158,296	Corn for Grain: Bu.	*	*	*	*
Number of Farms	335	Cotton: Lbs: Production in 480 Lb Bales	*	*	*	*
Total Land in Farms: Acres	22,598	Peanuts: Lbs	*	*	*	*
Average Farm Size: Acres	67	Soybeans: Bu.	*	*	*	*
Harvested Cropland: Acres	9,403	Sweet Potatoes: Cwt.	*	*	*	*
Average Age of Farmers	58.1	Wheat: Bu.	*	*	*	*
Average Value of Farm & Buildings	\$196,982,000					
Average Market Value of Machinery & Equipment	\$25,349,000					
Average Total Farm Production Expense	\$57,022					
		Livestock			Number	Rank
		Broilers Produced (2023)			*	*
		Cattle, All (Jan. 1, 2024)			1,000	78
		Beef Cows (Jan. 1, 2024)			500	53
		Milk Cows (Jan. 1, 2024)			*	*
		Hogs and Pigs (Dec. 1, 2023)			*	*
		Layers (Dec. 1, 2023)			1,100	53
		Turkeys Raised (2023)			*	*
		Cash Receipts - 2022 Census			Dollars	Rank
		Livestock, Dairy, and Poultry			433,000	81
		Crops			25,336,000	53
		Government Payments			30,000	94
		Total			25,799,000	75

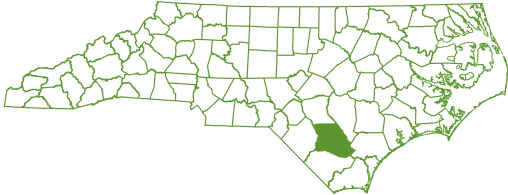
BEAUFORT COUNTY

Census of Agriculture - 2022		Crops - 2023	Acres Harvested	Yield	Production	Rank
Total Acres in County	532,481	Corn for Grain: Bu.	42,800	155.6	6,660,000	3
Number of Farms	259	Cotton: Lbs: Production in 480 Lb Bales	*	*	*	*
Total Land in Farms: Acres	139,853	Peanuts: Lbs	*	*	*	*
Average Farm Size: Acres	540	Soybeans: Bu.	66,300	40.7	2,698,000	3
Harvested Cropland: Acres	115,349	Sweet Potatoes: Cwt.	*	*	*	*
Average Age of Farmers	55	Wheat: Bu.	10,800	64.5	697,000	7
Average Value of Farm & Buildings	\$605,401,000					
Average Market Value of Machinery & Equipment	\$97,691,000					
Average Total Farm Production Expense	\$378,478					
		Livestock			Number	Rank
		Broilers Produced (2023)			*	*
		Cattle, All (Jan. 1, 2024)			700	83
		Beef Cows (Jan. 1, 2024)			300	56
		Milk Cows (Jan. 1, 2024)			*	*
		Hogs and Pigs (Dec. 1, 2023)			24,000	26
		Layers (Dec. 1, 2023)			1,100	53
		Turkeys Raised (2023)			*	*
		Cash Receipts - 2022 Census			Dollars	Rank
		Livestock, Dairy, and Poultry			32,306,000	50
		Crops			106,059,000	11
		Government Payments			4,753,000	7
		Total			143,118,000	35

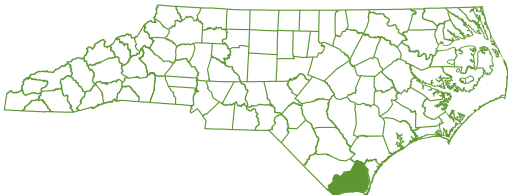
BERTIE COUNTY

Census of Agriculture - 2022		Crops - 2023	Acres Harvested	Yield	Production	Rank
Total Acres in County	447,473	Corn for Grain: Bu.	12,700	143.6	1,824,000	24
Number of Farms	288	Cotton: Lbs: Production in 480 Lb Bales	32,200	1,008	67,600	2
Total Land in Farms: Acres	161,862	Peanuts: Lbs	8,940	4,702	42,040,000	2
Average Farm Size: Acres	562	Soybeans: Bu.	28,900	36.8	1,064,000	23
Harvested Cropland: Acres	118,840	Sweet Potatoes: Cwt.	*	*	*	*
Average Age of Farmers	58.2	Wheat: Bu.	6,410	73.9	474,000	18
Average Value of Farm & Buildings	\$659,041,000					
Average Market Value of Machinery & Equipment	\$108,621,000					
Average Total Farm Production Expense	\$931,101					
		Livestock			Number	Rank
		Broilers Produced (2023)			40,000,000	8
		Cattle, All (Jan. 1, 2024)			400	87
		Beef Cows (Jan. 1, 2024)			200	61
		Milk Cows (Jan. 1, 2024)			*	*
		Hogs and Pigs (Dec. 1, 2023)			*	*
		Layers (Dec. 1, 2023)			*	*
		Turkeys Raised (2023)			*	*
		Cash Receipts - 2022 Census			Dollars	Rank
		Livestock, Dairy, and Poultry			100,000	90
		Crops			112,667,000	10
		Government Payments			3,465,000	17
		Total			116,232,000	37

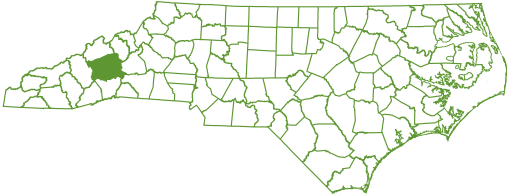
BLADEN COUNTY

Census of Agriculture - 2022		Crops - 2023	Acres Harvested	Yield	Production	Rank
Total Acres in County	559,909	Corn for Grain: Bu.	24,800	145.6	3,612,000	10
Number of Farms	423	Cotton: Lbs: Production in 480 Lb Bales	*	*	*	*
Total Land in Farms: Acres	146,195	Peanuts: Lbs	4,070	4,995	20,330,000	9
Average Farm Size: Acres	346	Soybeans: Bu.	*	*	*	*
Harvested Cropland: Acres	46,343	Sweet Potatoes: Cwt.	*	*	*	*
Average Age of Farmers	58.8	Wheat: Bu.	3,080	62.3	192,000	41
Average Value of Farm & Buildings	\$598,422,000					
Average Market Value of Machinery & Equipment	\$85,183,000					
Average Total Farm Production Expense	\$891,846					
		Livestock			Number	Rank
		Broilers Produced (2023)			24,000,000	15
		Cattle, All (Jan. 1, 2024)			4,600	51
		Beef Cows (Jan. 1, 2024)			*	*
		Milk Cows (Jan. 1, 2024)			*	*
		Hogs and Pigs (Dec. 1, 2023)			630,000	3
		Layers (Dec. 1, 2023)			*	*
		Turkeys Raised (2023)			1,500,000	7
		Cash Receipts - 2022 Census			Dollars	Rank
		Livestock, Dairy, and Poultry			529,272,000	4
		Crops			85,104,000	21
		Government Payments			5,383,000	5
		Total			619,759,000	5

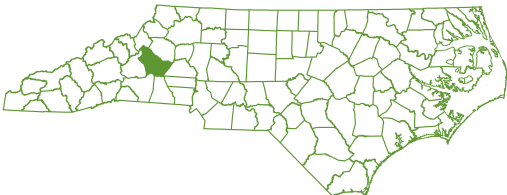
BRUNSWICK COUNTY

Census of Agriculture - 2022		Crops - 2023	Acres Harvested	Yield	Production	Rank
Total Acres in County	543,480	Corn for Grain: Bu.	6,600	144.1	951,000	39
Number of Farms	238	Cotton: Lbs: Production in 480 Lb Bales	*	*	*	*
Total Land in Farms: Acres	45,150	Peanuts: Lbs	*	*	*	*
Average Farm Size: Acres	190	Soybeans: Bu.	6,690	37.1	248,000	53
Harvested Cropland: Acres	26,499	Sweet Potatoes: Cwt.	*	*	*	*
Average Age of Farmers	56.3	Wheat: Bu.	*	*	*	*
Average Value of Farm & Buildings	\$222,587,000					
Average Market Value of Machinery & Equipment	\$21,370,000					
Average Total Farm Production Expense	\$186,075					
		Livestock			Number	Rank
		Broilers Produced (2023)			*	*
		Cattle, All (Jan. 1, 2024)			1,700	73
		Beef Cows (Jan. 1, 2024)			*	*
		Milk Cows (Jan. 1, 2024)			*	*
		Hogs and Pigs (Dec. 1, 2023)			65,000	19
		Layers (Dec. 1, 2023)			2,000	40
		Turkeys Raised (2023)			*	*
		Cash Receipts - 2022 Census			Dollars	Rank
		Livestock, Dairy, and Poultry			21,344,000	52
		Crops			28,745,000	47
		Government Payments			2,458,000	25
		Total			52,547,000	62


BUNCOMBE COUNTY

Census of Agriculture - 2022		Crops - 2023	Acres Harvested	Yield	Production	Rank
Total Acres in County	420,090	Corn for Grain: Bu.	350	147.7	51,700	71
Number of Farms	1,074	Cotton: Lbs: Production in 480 Lb Bales	*	*	*	*
Total Land in Farms: Acres	78,245	Peanuts: Lbs	*	*	*	*
Average Farm Size: Acres	73	Soybeans: Bu.	*	*	*	*
Harvested Cropland: Acres	15,993	Sweet Potatoes: Cwt.	*	*	*	*
Average Age of Farmers	57.9	Wheat: Bu.	*	*	*	*
Average Value of Farm & Buildings	\$923,422,000					
Average Market Value of Machinery & Equipment	\$72,842,000					
Average Total Farm Production Expense	\$38,719					
		Livestock			Number	Rank
		Broilers Produced (2023)			*	*
		Cattle, All (Jan. 1, 2024)			14,100	15
		Beef Cows (Jan. 1, 2024)			6,700	13
		Milk Cows (Jan. 1, 2024)			1,200	4
		Hogs and Pigs (Dec. 1, 2023)			400	39
		Layers (Dec. 1, 2023)			5,500	28
		Turkeys Raised (2023)			*	*
		Cash Receipts - 2022 Census			Dollars	Rank
		Livestock, Dairy, and Poultry			12,720,000	56
		Crops			22,073,000	56
		Government Payments			764,000	53
		Total			35,557,000	69

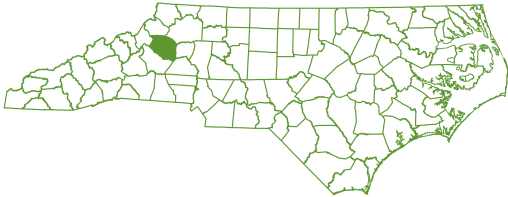
BURKE COUNTY

Census of Agriculture - 2022		Crops - 2023	Acres Harvested	Yield	Production	Rank
Total Acres in County	323,997	Corn for Grain: Bu.	1,200	142.2	170,900	65
Number of Farms	473	Cotton: Lbs: Production in 480 Lb Bales	*	*	*	*
Total Land in Farms: Acres	44,077	Peanuts: Lbs	*	*	*	*
Average Farm Size: Acres	93	Soybeans: Bu.	760	36.2	27,500	68
Harvested Cropland: Acres	12,150	Sweet Potatoes: Cwt.	*	*	*	*
Average Age of Farmers	55.7	Wheat: Bu.	240	72.5	17,400	60
Average Value of Farm & Buildings	\$293,165,000					
Average Market Value of Machinery & Equipment	\$37,539,000					
Average Total Farm Production Expense	\$159,983					
		Livestock			Number	Rank
		Broilers Produced (2023)			9,000,000	26
		Cattle, All (Jan. 1, 2024)			5,500	46
		Beef Cows (Jan. 1, 2024)			2,800	32
		Milk Cows (Jan. 1, 2024)			*	*
		Hogs and Pigs (Dec. 1, 2023)			100	50
		Layers (Dec. 1, 2023)			60,000	24
		Turkeys Raised (2023)			*	*
		Cash Receipts - 2022 Census			Dollars	Rank
		Livestock, Dairy, and Poultry			78,774,000	36
		Crops			22,972,000	55
		Government Payments			*	*
		Total			101,746,000	41

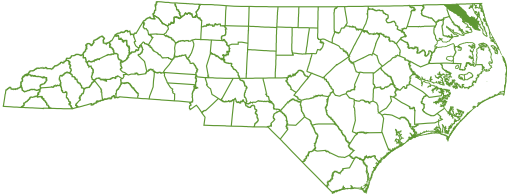
CABARRUS COUNTY

Census of Agriculture - 2022		Crops - 2023	Acres Harvested	Yield	Production	Rank
Total Acres in County	231,192	Corn for Grain: Bu.	*	*	*	*
Number of Farms	630	Cotton: Lbs: Production in 480 Lb Bales	*	*	*	*
Total Land in Farms: Acres	64,227	Peanuts: Lbs	*	*	*	*
Average Farm Size: Acres	102	Soybeans: Bu.	*	*	*	*
Harvested Cropland: Acres	31,917	Sweet Potatoes: Cwt.	*	*	*	*
Average Age of Farmers	59	Wheat: Bu.	2,720	72.1	196,000	40
Average Value of Farm & Buildings	\$581,581,000					
Average Market Value of Machinery & Equipment	\$59,943,000					
Average Total Farm Production Expense	\$92,017					
		Livestock			Number	Rank
		Broilers Produced (2023)			2,400,000	47
		Cattle, All (Jan. 1, 2024)			10,500	24
		Beef Cows (Jan. 1, 2024)			5,000	19
		Milk Cows (Jan. 1, 2024)			600	10
		Hogs and Pigs (Dec. 1, 2023)			4,500	33
		Layers (Dec. 1, 2023)			*	*
		Turkeys Raised (2023)			*	*
		Cash Receipts - 2022 Census			Dollars	Rank
		Livestock, Dairy, and Poultry			41,123,000	45
		Crops			21,581,000	58
		Government Payments			371,000	72
		Total			63,075,000	55

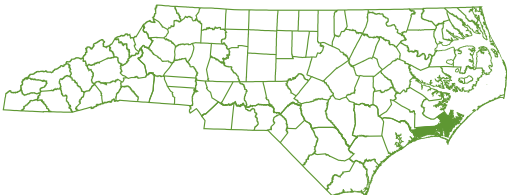
CALDWELL COUNTY

Census of Agriculture - 2022		Crops - 2023	Acres Harvested	Yield	Production	Rank
Total Acres in County	302,010	Corn for Grain: Bu.	1,640	175.6	288,000	56
Number of Farms	430	Cotton: Lbs: Production in 480 Lb Bales	*	*	*	*
Total Land in Farms: Acres	35,964	Peanuts: Lbs	*	*	*	*
Average Farm Size: Acres	84	Soybeans: Bu.	1,260	39.9	50,300	67
Harvested Cropland: Acres	12,014	Sweet Potatoes: Cwt.	*	*	*	*
Average Age of Farmers	56.7	Wheat: Bu.	*	*	*	*
Average Value of Farm & Buildings	\$211,230,000					
Average Market Value of Machinery & Equipment	\$27,988,000					
Average Total Farm Production Expense	\$91,990					
		Livestock			Number	Rank
		Broilers Produced (2023)			6,000,000	35
		Cattle, All (Jan. 1, 2024)			5,200	49
		Beef Cows (Jan. 1, 2024)			*	*
		Milk Cows (Jan. 1, 2024)			*	*
		Hogs and Pigs (Dec. 1, 2023)			*	*
		Layers (Dec. 1, 2023)			*	*
		Turkeys Raised (2023)			*	*
		Cash Receipts - 2022 Census			Dollars	Rank
		Livestock, Dairy, and Poultry			34,635,000	48
		Crops			21,708,000	57
		Government Payments			33,000	93
		Total			56,376,000	60

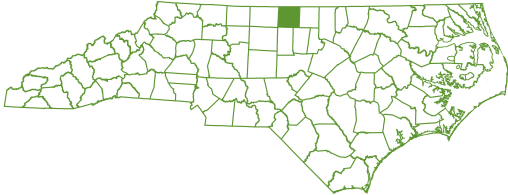
CAMDEN COUNTY

Census of Agriculture - 2022		Crops - 2023	Acres Harvested	Yield	Production	Rank
Total Acres in County	153,811	Corn for Grain: Bu.	17,900	175.1	3,134,000	12
Number of Farms	76	Cotton: Lbs: Production in 480 Lb Bales	*	*	*	*
Total Land in Farms: Acres	54,621	Peanuts: Lbs	*	*	*	*
Average Farm Size: Acres	719	Soybeans: Bu.	25,100	51.7	1,298,000	20
Harvested Cropland: Acres	52,689	Sweet Potatoes: Cwt.	*	*	*	*
Average Age of Farmers	55.6	Wheat: Bu.	4,530	81.9	371,000	27
Average Value of Farm & Buildings	\$218,886,000					
Average Market Value of Machinery & Equipment	\$34,707,000					
Average Total Farm Production Expense	\$614,009					
		Livestock			Number	Rank
		Broilers Produced (2023)			*	*
		Cattle, All (Jan. 1, 2024)			200	95
		Beef Cows (Jan. 1, 2024)			100	65
		Milk Cows (Jan. 1, 2024)			*	*
		Hogs and Pigs (Dec. 1, 2023)			*	*
		Layers (Dec. 1, 2023)			*	*
		Turkeys Raised (2023)			*	*
		Cash Receipts - 2022 Census			Dollars	Rank
		Livestock, Dairy, and Poultry			67,000	95
		Crops			40,954,000	38
		Government Payments			676,000	57
		Total			41,697,000	67

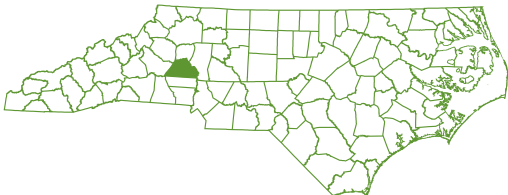
CARTERET COUNTY

Census of Agriculture - 2022		Crops - 2023	Acres Harvested	Yield	Production	Rank
Total Acres in County	324,882	Corn for Grain: Bu.	*	*	*	*
Number of Farms	94	Cotton: Lbs: Production in 480 Lb Bales	*	*	*	*
Total Land in Farms: Acres	60,950	Peanuts: Lbs	*	*	*	*
Average Farm Size: Acres	648	Soybeans: Bu.	*	*	*	*
Harvested Cropland: Acres	42,202	Sweet Potatoes: Cwt.	*	*	*	*
Average Age of Farmers	56.7	Wheat: Bu.	*	*	*	*
Average Value of Farm & Buildings	\$136,006,000					
Average Market Value of Machinery & Equipment	\$17,144,000					
Average Total Farm Production Expense	\$294,834					
		Livestock			Number	Rank
		Broilers Produced (2023)			*	*
		Cattle, All (Jan. 1, 2024)			400	87
		Beef Cows (Jan. 1, 2024)			300	56
		Milk Cows (Jan. 1, 2024)			*	*
		Hogs and Pigs (Dec. 1, 2023)			*	*
		Layers (Dec. 1, 2023)			*	*
		Turkeys Raised (2023)			*	*
		Cash Receipts - 2022 Census			Dollars	Rank
		Livestock, Dairy, and Poultry			141,000	89
		Crops			9,678,000	79
		Government Payments			179,000	80
		Total			9,998,000	86

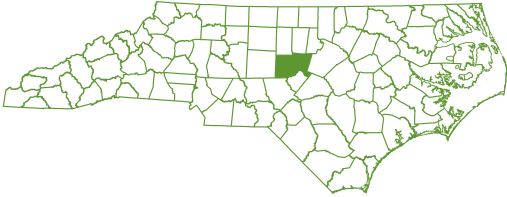
CASWELL COUNTY

Census of Agriculture - 2022		Crops - 2023	Acres Harvested	Yield	Production	Rank
Total Acres in County	272,234	Corn for Grain: Bu.	670	124.0	83,100	69
Number of Farms	412	Cotton: Lbs: Production in 480 Lb Bales	*	*	*	*
Total Land in Farms: Acres	84,373	Peanuts: Lbs	*	*	*	*
Average Farm Size: Acres	205	Soybeans: Bu.	5,400	24.6	133,000	59
Harvested Cropland: Acres	15,857	Sweet Potatoes: Cwt.	*	*	*	*
Average Age of Farmers	59.8	Wheat: Bu.	2,160	69.4	150,000	48
Average Value of Farm & Buildings	\$338,001,000					
Average Market Value of Machinery & Equipment	\$37,719,000					
Average Total Farm Production Expense	\$78,083					
		Livestock			Number	Rank
		Broilers Produced (2023)			*	*
		Cattle, All (Jan. 1, 2024)			9,000	32
		Beef Cows (Jan. 1, 2024)			*	*
		Milk Cows (Jan. 1, 2024)			*	*
		Hogs and Pigs (Dec. 1, 2023)			100	50
		Layers (Dec. 1, 2023)			260,000	13
		Turkeys Raised (2023)			*	*
		Cash Receipts - 2022 Census			Dollars	Rank
		Livestock, Dairy, and Poultry			19,117,000	53
		Crops			15,961,000	65
		Government Payments			939,000	47
		Total			36,017,000	68

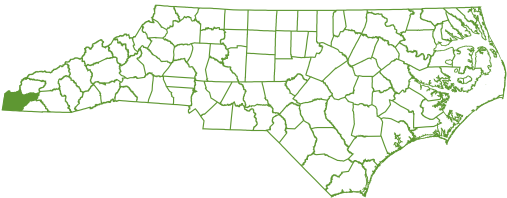
CATAWBA COUNTY

Census of Agriculture - 2022		Crops - 2023	Acres Harvested	Yield	Production	Rank
Total Acres in County	256,879	Corn for Grain: Bu.	4,900	156.5	767,000	45
Number of Farms	608	Cotton: Lbs: Production in 480 Lb Bales	*	*	*	*
Total Land in Farms: Acres	61,631	Peanuts: Lbs	*	*	*	*
Average Farm Size: Acres	101	Soybeans: Bu.	7,290	39.2	286,000	50
Harvested Cropland: Acres	24,710	Sweet Potatoes: Cwt.	*	*	*	*
Average Age of Farmers	59.3	Wheat: Bu.	2,490	90.8	226,000	36
Average Value of Farm & Buildings	\$479,771,000					
Average Market Value of Machinery & Equipment	\$56,125,000					
Average Total Farm Production Expense	\$108,280					
		Livestock			Number	Rank
		Broilers Produced (2023)			8,000,000	29
		Cattle, All (Jan. 1, 2024)			11,800	19
		Beef Cows (Jan. 1, 2024)			5,800	15
		Milk Cows (Jan. 1, 2024)			600	10
		Hogs and Pigs (Dec. 1, 2023)			300	41
		Layers (Dec. 1, 2023)			95,000	21
		Turkeys Raised (2023)			*	*
		Cash Receipts - 2022 Census			Dollars	Rank
		Livestock, Dairy, and Poultry			61,458,000	38
		Crops			31,273,000	46
		Government Payments			397,000	70
		Total			93,128,000	45

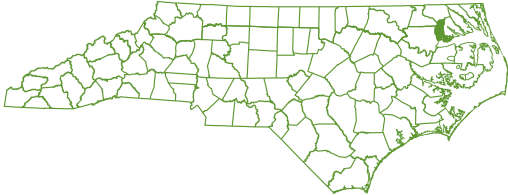
CHATHAM COUNTY

Census of Agriculture - 2022		Crops - 2023	Acres Harvested	Yield	Production	Rank
Total Acres in County	436,144	Corn for Grain: Bu.	3,100	117.4	364,000	53
Number of Farms	1,076	Cotton: Lbs: Production in 480 Lb Bales	*	*	*	*
Total Land in Farms: Acres	114,051	Peanuts: Lbs	*	*	*	*
Average Farm Size: Acres	106	Soybeans: Bu.	2,150	29.3	63,000	65
Harvested Cropland: Acres	29,549	Sweet Potatoes: Cwt.	*	*	*	*
Average Age of Farmers	58.3	Wheat: Bu.	600	66.3	39,800	59
Average Value of Farm & Buildings	\$873,230,000					
Average Market Value of Machinery & Equipment	\$102,896,000					
Average Total Farm Production Expense	\$234,141					
		Livestock			Number	Rank
		Broilers Produced (2023)			26,000,000	14
		Cattle, All (Jan. 1, 2024)			31,500	4
		Beef Cows (Jan. 1, 2024)			17,500	1
		Milk Cows (Jan. 1, 2024)			900	7
		Hogs and Pigs (Dec. 1, 2023)			*	*
		Layers (Dec. 1, 2023)			280,000	11
		Turkeys Raised (2023)			*	*
		Cash Receipts - 2022 Census			Dollars	Rank
		Livestock, Dairy, and Poultry			322,685,000	11
		Crops			15,828,000	66
		Government Payments			457,000	66
		Total			338,970,000	14

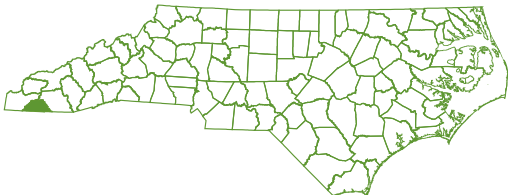
CHEROKEE COUNTY

Census of Agriculture - 2022		Crops - 2023	Acres Harvested	Yield	Production	Rank
Total Acres in County	291,437	Corn for Grain: Bu.	*	*	*	*
Number of Farms	246	Cotton: Lbs: Production in 480 Lb Bales	*	*	*	*
Total Land in Farms: Acres	25,410	Peanuts: Lbs	*	*	*	*
Average Farm Size: Acres	103	Soybeans: Bu.	*	*	*	*
Harvested Cropland: Acres	5,614	Sweet Potatoes: Cwt.	*	*	*	*
Average Age of Farmers	59	Wheat: Bu.	*	*	*	*
Average Value of Farm & Buildings	\$174,176,000					
Average Market Value of Machinery & Equipment	\$13,472,000					
Average Total Farm Production Expense	\$73,001					
		Livestock			Number	Rank
		Broilers Produced (2023)			*	*
		Cattle, All (Jan. 1, 2024)			6,900	39
		Beef Cows (Jan. 1, 2024)			*	*
		Milk Cows (Jan. 1, 2024)			*	*
		Hogs and Pigs (Dec. 1, 2023)			100	50
		Layers (Dec. 1, 2023)			*	*
		Turkeys Raised (2023)			*	*
		Cash Receipts - 2022			Dollars	Rank
		Livestock, Dairy, and Poultry			79,000	93
		Crops			3,113,000	91
		Government Payments			426,000	68
		Total			3,618,000	93

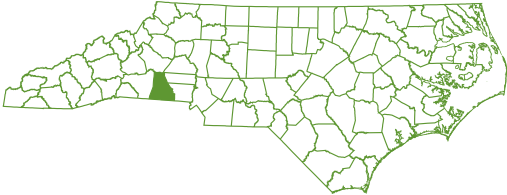
CHOWAN COUNTY

Census of Agriculture - 2022		Crops - 2023	Acres Harvested	Yield	Production	Rank
Total Acres in County	110,500	Corn for Grain: Bu.	4,460	151.8	677,000	46
Number of Farms	134	Cotton: Lbs: Production in 480 Lb Bales	13,600	861	24,400	9
Total Land in Farms: Acres	73,439	Peanuts: Lbs	4,360	4,523	19,720,000	10
Average Farm Size: Acres	548	Soybeans: Bu.	15,100	37.9	572,000	38
Harvested Cropland: Acres	60,024	Sweet Potatoes: Cwt.	*	*	*	*
Average Age of Farmers	54.3	Wheat: Bu.	3,180	78.0	248,000	35
Average Value of Farm & Buildings	\$291,799,000					
Average Market Value of Machinery & Equipment	\$55,262,000					
Average Total Farm Production Expense	\$533,938					
		Livestock			Number	Rank
		Broilers Produced (2023)			1,700,000	49
		Cattle, All (Jan. 1, 2024)			900	80
		Beef Cows (Jan. 1, 2024)			300	56
		Milk Cows (Jan. 1, 2024)			*	*
		Hogs and Pigs (Dec. 1, 2023)			*	*
		Layers (Dec. 1, 2023)			*	*
		Turkeys Raised (2023)			*	*
		Cash Receipts - 2022 Census			Dollars	Rank
		Livestock, Dairy, and Poultry			241,000	86
		Crops			63,534,000	26
		Government Payments			1,798,000	29
		Total			65,573,000	54

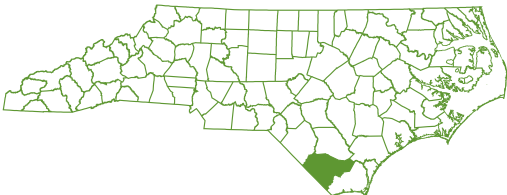
CLAY COUNTY

Census of Agriculture - 2022		Crops - 2023	Acres Harvested	Yield	Production	Rank
Total Acres in County	137,589	Corn for Grain: Bu.	*	*	*	*
Number of Farms	178	Cotton: Lbs: Production in 480 Lb Bales	*	*	*	*
Total Land in Farms: Acres	14,515	Peanuts: Lbs	*	*	*	*
Average Farm Size: Acres	82	Soybeans: Bu.	*	*	*	*
Harvested Cropland: Acres	5,351	Sweet Potatoes: Cwt.	*	*	*	*
Average Age of Farmers	61.1	Wheat: Bu.	*	*	*	*
Average Value of Farm & Buildings	\$92,687,000					
Average Market Value of Machinery & Equipment	\$8,867,000					
Average Total Farm Production Expense	\$20,246					
		Livestock			Number	Rank
		Broilers Produced (2023)			*	*
		Cattle, All (Jan. 1, 2024)			4,300	53
		Beef Cows (Jan. 1, 2024)			1,600	38
		Milk Cows (Jan. 1, 2024)			*	*
		Hogs and Pigs (Dec. 1, 2023)			*	*
		Layers (Dec. 1, 2023)			*	*
		Turkeys Raised (2023)			*	*
		Cash Receipts - 2022 Census			Dollars	Rank
		Livestock, Dairy, and Poultry			1,702,000	69
		Crops			695,000	96
		Government Payments			134,000	84
		Total			2,531,000	95

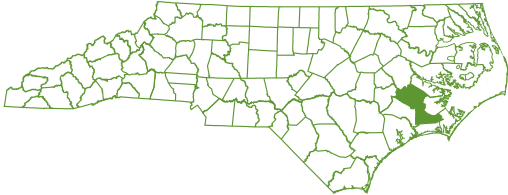
CLEVELAND COUNTY

Census of Agriculture - 2022		Crops - 2023	Acres Harvested	Yield	Production	Rank
Total Acres in County	297,118	Corn for Grain: Bu.	6,000	141.8	851,000	40
Number of Farms	872	Cotton: Lbs: Production in 480 Lb Bales	*	*	*	*
Total Land in Farms: Acres	104,633	Peanuts: Lbs	*	*	*	*
Average Farm Size: Acres	120	Soybeans: Bu.	11,500	31.7	365,000	47
Harvested Cropland: Acres	40,753	Sweet Potatoes: Cwt.	*	*	*	*
Average Age of Farmers	58.2	Wheat: Bu.	6,090	75.0	457,000	20
Average Value of Farm & Buildings	\$636,753,000					
Average Market Value of Machinery & Equipment	\$81,625,000					
Average Total Farm Production Expense	\$152,231					
		Livestock			Number	Rank
		Broilers Produced (2023)			22,000,000	16
		Cattle, All (Jan. 1, 2024)			22,000	6
		Beef Cows (Jan. 1, 2024)			10,500	6
		Milk Cows (Jan. 1, 2024)			600	10
		Hogs and Pigs (Dec. 1, 2023)			100	50
		Layers (Dec. 1, 2023)			70,000	23
		Turkeys Raised (2023)			*	*
		Cash Receipts - 2022 Census			Dollars	Rank
		Livestock, Dairy, and Poultry			191,332,000	20
		Crops			23,236,000	54
		Government Payments			218,000	78
		Total			214,786,000	26

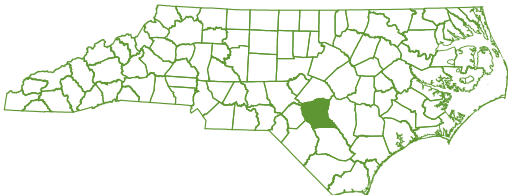
COLUMBUS COUNTY

Census of Agriculture - 2022		Crops - 2023	Acres Harvested	Yield	Production	Rank
Total Acres in County	600,396	Corn for Grain: Bu.	40,400	128.2	5,178,000	6
Number of Farms	447	Cotton: Lbs: Production in 480 Lb Bales	*	*	*	*
Total Land in Farms: Acres	125,177	Peanuts: Lbs	4,010	3,883	15,570,000	11
Average Farm Size: Acres	280	Soybeans: Bu.	53,100	34.2	1,816,000	9
Harvested Cropland: Acres	70,819	Sweet Potatoes: Cwt.	*	*	*	*
Average Age of Farmers	59.5	Wheat: Bu.	6,330	53.7	340,000	29
Average Value of Farm & Buildings	\$489,003,000					
Average Market Value of Machinery & Equipment	\$65,949,000					
Average Total Farm Production Expense	\$301,145					
		Livestock			Number	Rank
		Broilers Produced (2023)			4,000,000	42
		Cattle, All (Jan. 1, 2024)			5,700	43
		Beef Cows (Jan. 1, 2024)			*	*
		Milk Cows (Jan. 1, 2024)			*	*
		Hogs and Pigs (Dec. 1, 2023)			215,000	10
		Layers (Dec. 1, 2023)			1,800	44
		Turkeys Raised (2023)			*	*
		Cash Receipts - 2022 Census			Dollars	Rank
		Livestock, Dairy, and Poultry			160,345,000	25
		Crops			61,447,000	27
		Government Payments			3,061,000	20
		Total			224,853,000	25

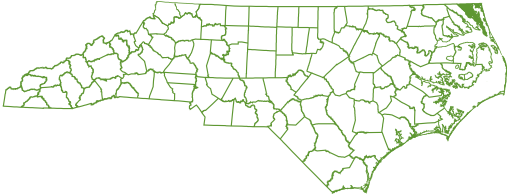
CRAVEN COUNTY

Census of Agriculture - 2022		Crops - 2023	Acres Harvested	Yield	Production	Rank
Total Acres in County	452,285	Corn for Grain: Bu.	17,100	138.0	2,360,000	17
Number of Farms	292	Cotton: Lbs: Production in 480 Lb Bales	*	*	*	*
Total Land in Farms: Acres	100,825	Peanuts: Lbs	*	*	*	*
Average Farm Size: Acres	345	Soybeans: Bu.	23,300	35.5	827,000	28
Harvested Cropland: Acres	56,435	Sweet Potatoes: Cwt.	*	*	*	*
Average Age of Farmers	56.4	Wheat: Bu.	3,540	62.7	222,000	37
Average Value of Farm & Buildings	\$308,783,000					
Average Market Value of Machinery & Equipment	\$50,666,000					
Average Total Farm Production Expense	\$228,949					
		Livestock			Number	Rank
		Broilers Produced (2023)			2,000	60
		Cattle, All (Jan. 1, 2024)			3,300	60
		Beef Cows (Jan. 1, 2024)			1,400	42
		Milk Cows (Jan. 1, 2024)			*	*
		Hogs and Pigs (Dec. 1, 2023)			59,000	20
		Layers (Dec. 1, 2023)			2,000	40
		Turkeys Raised (2023)			*	*
		Cash Receipts - 2022 Census			Dollars	Rank
		Livestock, Dairy, and Poultry			40,378,000	46
		Crops			52,064,000	30
		Government Payments			2,628,000	24
		Total			95,070,000	43

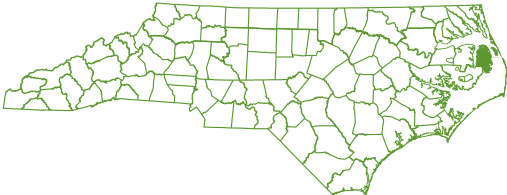
CUMBERLAND COUNTY

Census of Agriculture - 2022		Crops - 2023	Acres Harvested	Yield	Production	Rank
Total Acres in County	417,615	Corn for Grain: Bu.	*	*	*	*
Number of Farms	327	Cotton: Lbs: Production in 480 Lb Bales	5,570	776	9,000	18
Total Land in Farms: Acres	65,919	Peanuts: Lbs	*	*	*	*
Average Farm Size: Acres	202	Soybeans: Bu.	18,000	36.7	661,000	35
Harvested Cropland: Acres	31,327	Sweet Potatoes: Cwt.	*	*	*	*
Average Age of Farmers	59.3	Wheat: Bu.	3,640	84.3	307,000	32
Average Value of Farm & Buildings	\$376,236,000					
Average Market Value of Machinery & Equipment	\$49,806,000					
Average Total Farm Production Expense	\$280,243					
		Livestock			Number	Rank
		Broilers Produced (2023)			4,000,000	42
		Cattle, All (Jan. 1, 2024)			2,900	62
		Beef Cows (Jan. 1, 2024)			*	*
		Milk Cows (Jan. 1, 2024)			*	*
		Hogs and Pigs (Dec. 1, 2023)			95,000	15
		Layers (Dec. 1, 2023)			2,100	39
		Turkeys Raised (2023)			750,000	10
		Cash Receipts - 2022 Census			Dollars	Rank
		Livestock, Dairy, and Poultry			116,402,000	30
		Crops			28,404,000	48
		Government Payments			1,293,000	38
		Total			146,099,000	33

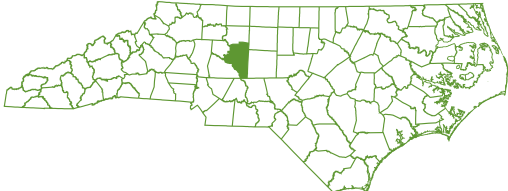
CURRITUCK COUNTY

Census of Agriculture - 2022		Crops - 2023	Acres Harvested	Yield	Production	Rank
Total Acres in County	167,640	Corn for Grain: Bu.	9,700	160.3	1,555,000	26
Number of Farms	87	Cotton: Lbs: Production in 480 Lb Bales	*	*	*	*
Total Land in Farms: Acres	37,917	Peanuts: Lbs	*	*	*	*
Average Farm Size: Acres	436	Soybeans: Bu.	16,800	40.3	677,000	32
Harvested Cropland: Acres	31,716	Sweet Potatoes: Cwt.	*	*	*	*
Average Age of Farmers	56	Wheat: Bu.	3,900	73.6	287,000	33
Average Value of Farm & Buildings	\$200,748,000					
Average Market Value of Machinery & Equipment	\$24,509,000					
Average Total Farm Production Expense	\$234,326					
		Livestock			Number	Rank
		Broilers Produced (2023)			*	*
		Cattle, All (Jan. 1, 2024)			*	*
		Beef Cows (Jan. 1, 2024)			*	*
		Milk Cows (Jan. 1, 2024)			*	*
		Hogs and Pigs (Dec. 1, 2023)			*	*
		Layers (Dec. 1, 2023)			1,000	56
		Turkeys Raised (2023)			*	*
		Cash Receipts - 2022 Census			Dollars	Rank
		Livestock, Dairy, and Poultry			35,000	98
		Crops			27,734,000	49
		Government Payments			1,091,000	42
		Total			28,860,000	71

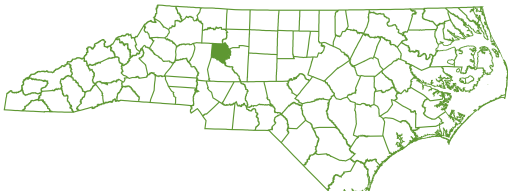
DARE COUNTY

Census of Agriculture - 2022		Crops - 2023	Acres Harvested	Yield	Production	Rank
Total Acres in County	245,258	Corn for Grain: Bu.	*	*	*	*
Number of Farms	18	Cotton: Lbs: Production in 480 Lb Bales	*	*	*	*
Total Land in Farms: Acres	115	Peanuts: Lbs	*	*	*	*
Average Farm Size: Acres	6	Soybeans: Bu.	*	*	*	*
Harvested Cropland: Acres	9	Sweet Potatoes: Cwt.	*	*	*	*
Average Age of Farmers	50.9	Wheat: Bu.	*	*	*	*
Average Value of Farm & Buildings	\$1,601,000					
Average Market Value of Machinery & Equipment	\$2,051,000					
Average Total Farm Production Expense	\$60,014					
		Livestock			Number	Rank
		Broilers Produced (2023)			*	*
		Cattle, All (Jan. 1, 2024)			*	*
		Beef Cows (Jan. 1, 2024)			*	*
		Milk Cows (Jan. 1, 2024)			*	*
		Hogs and Pigs (Dec. 1, 2023)			*	*
		Layers (Dec. 1, 2023)			*	*
		Turkeys Raised (2023)			*	*
		Cash Receipts - 2022 Census			Dollars	Rank
		Livestock, Dairy, and Poultry			346,000	82
		Crops			163,000	99
		Government Payments			727,000	55
		Total			1,236,000	97

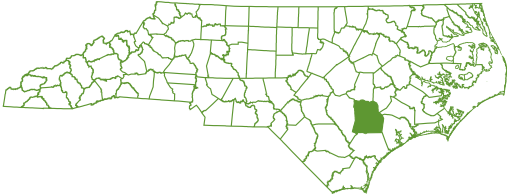
DAVIDSON COUNTY

Census of Agriculture - 2022		Crops - 2023	Acres Harvested	Yield	Production	Rank
Total Acres in County	354,031	Corn for Grain: Bu.	6,100	128.5	784,000	42
Number of Farms	847	Cotton: Lbs: Production in 480 Lb Bales	*	*	*	*
Total Land in Farms: Acres	73,655	Peanuts: Lbs	*	*	*	*
Average Farm Size: Acres	87	Soybeans: Bu.	11,200	39.7	445,000	43
Harvested Cropland: Acres	28,184	Sweet Potatoes: Cwt.	*	*	*	*
Average Age of Farmers	59.2	Wheat: Bu.	2,530	71.5	181,000	43
Average Value of Farm & Buildings	\$526,188,000					
Average Market Value of Machinery & Equipment	\$59,105,000					
Average Total Farm Production Expense	\$67,526					
		Livestock			Number	Rank
		Broilers Produced (2023)			5,000,000	39
		Cattle, All (Jan. 1, 2024)			9,800	28
		Beef Cows (Jan. 1, 2024)			*	*
		Milk Cows (Jan. 1, 2024)			*	*
		Hogs and Pigs (Dec. 1, 2023)			200	43
		Layers (Dec. 1, 2023)			280,000	11
		Turkeys Raised (2023)			*	*
		Cash Receipts - 2022 Census			Dollars	Rank
		Livestock, Dairy, and Poultry			48,018,000	41
		Crops			13,826,000	71
		Government Payments			265,000	74
		Total			62,109,000	57

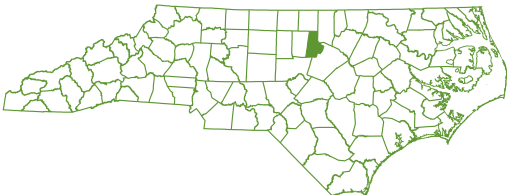
DAVIE COUNTY

Census of Agriculture - 2022		Crops - 2023	Acres Harvested	Yield	Production	Rank
Total Acres in County	168,765	Corn for Grain: Bu.	7,550	129.0	974,000	38
Number of Farms	594	Cotton: Lbs: Production in 480 Lb Bales	*	*	*	*
Total Land in Farms: Acres	74,899	Peanuts: Lbs	*	*	*	*
Average Farm Size: Acres	126	Soybeans: Bu.	9,240	47.4	438,000	44
Harvested Cropland: Acres	34,222	Sweet Potatoes: Cwt.	*	*	*	*
Average Age of Farmers	60.4	Wheat: Bu.	2,060	74.8	154,000	47
Average Value of Farm & Buildings	\$439,444,000					
Average Market Value of Machinery & Equipment	\$45,521,000					
Average Total Farm Production Expense	\$49,283					
		Livestock			Number	Rank
		Broilers Produced (2023)			*	*
		Cattle, All (Jan. 1, 2024)			9,100	31
		Beef Cows (Jan. 1, 2024)			4,700	21
		Milk Cows (Jan. 1, 2024)			200	18
		Hogs and Pigs (Dec. 1, 2023)			*	*
		Layers (Dec. 1, 2023)			*	*
		Turkeys Raised (2023)			*	*
		Cash Receipts - 2022 Census			Dollars	Rank
		Livestock, Dairy, and Poultry			6,456,000	63
		Crops			21,159,000	59
		Government Payments			172,000	81
		Total			27,787,000	73

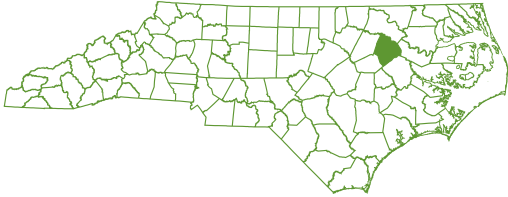
DUPLIN COUNTY

Census of Agriculture - 2022		Crops - 2023	Acres Harvested	Yield	Production	Rank
Total Acres in County	521,432	Corn for Grain: Bu.	50,500	138.8	7,007,000	2
Number of Farms	949	Cotton: Lbs: Production in 480 Lb Bales	*	*	*	*
Total Land in Farms: Acres	254,164	Peanuts: Lbs	*	*	*	*
Average Farm Size: Acres	268	Soybeans: Bu.	51,300	34.0	1,744,000	10
Harvested Cropland: Acres	157,668	Sweet Potatoes: Cwt.	*	*	*	*
Average Age of Farmers	56.9	Wheat: Bu.	16,600	51.5	855,000	5
Average Value of Farm & Buildings	\$1,452,141,000					
Average Market Value of Machinery & Equipment	\$266,779,000					
Average Total Farm Production Expense	\$1,323,211					
		Livestock			Number	Rank
		Broilers Produced (2023)			90,000,000	1
		Cattle, All (Jan. 1, 2024)			23,000	5
		Beef Cows (Jan. 1, 2024)			12,000	4
		Milk Cows (Jan. 1, 2024)			*	*
		Hogs and Pigs (Dec. 1, 2023)			1,800,000	1
		Layers (Dec. 1, 2023)			980,000	3
		Turkeys Raised (2023)			3,300,000	3
		Cash Receipts - 2022 Census			Dollars	Rank
		Livestock, Dairy, and Poultry			1,863,521,000	2
		Crops			139,965,000	4
		Government Payments			4,051,000	13
		Total			2,007,537,000	2

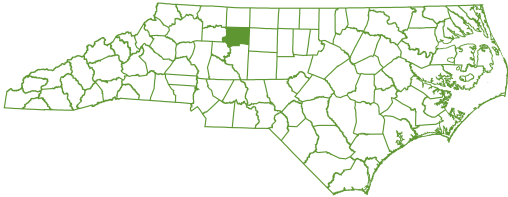
DURHAM COUNTY

Census of Agriculture - 2022		Crops - 2023	Acres Harvested	Yield	Production	Rank
Total Acres in County	183,293	Corn for Grain: Bu.	750	122.9	92,200	68
Number of Farms	212	Cotton: Lbs: Production in 480 Lb Bales	*	*	*	*
Total Land in Farms: Acres	16,166	Peanuts: Lbs	*	*	*	*
Average Farm Size: Acres	76	Soybeans: Bu.	680	22.5	15,300	70
Harvested Cropland: Acres	4,302	Sweet Potatoes: Cwt.	*	*	*	*
Average Age of Farmers	54.4	Wheat: Bu.	*	*	*	*
Average Value of Farm & Buildings	\$147,689,000					
Average Market Value of Machinery & Equipment	\$12,894,000					
Average Total Farm Production Expense	\$65,842					
		Livestock			Number	Rank
		Broilers Produced (2023)			*	*
		Cattle, All (Jan. 1, 2024)			2,900	62
		Beef Cows (Jan. 1, 2024)			*	*
		Milk Cows (Jan. 1, 2024)			*	*
		Hogs and Pigs (Dec. 1, 2023)			200	43
		Layers (Dec. 1, 2023)			3,000	30
		Turkeys Raised (2023)			*	*
		Cash Receipts - 2022 Census			Dollars	Rank
		Livestock, Dairy, and Poultry			1,493,000	72
		Crops			8,842,000	81
		Government Payments			*	*
		Total			10,335,000	85

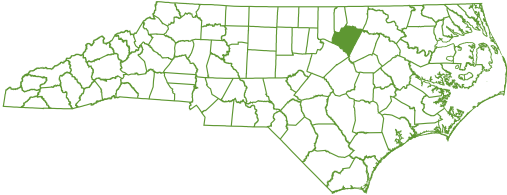
EDGECOMBE COUNTY

Census of Agriculture - 2022		Crops - 2023	Acres Harvested	Yield	Production	Rank
Total Acres in County	323,476	Corn for Grain: Bu.	9,020	123.5	1,114,000	32
Number of Farms	243	Cotton: Lbs: Production in 480 Lb Bales	25,800	800	43,000	5
Total Land in Farms: Acres	145,050	Peanuts: Lbs	8,430	4,083	34,420,000	5
Average Farm Size: Acres	597	Soybeans: Bu.	42,800	36.4	1,558,000	15
Harvested Cropland: Acres	111,275	Sweet Potatoes: Cwt.	8,400	210	1,745,000	3
Average Age of Farmers	55.9	Wheat: Bu.	*	*	*	*
Average Value of Farm & Buildings	\$499,639,000					
Average Market Value of Machinery & Equipment	\$85,153,000					
Average Total Farm Production Expense	\$911,464					
		Livestock			Number	Rank
		Broilers Produced (2023)			16,000,000	19
		Cattle, All (Jan. 1, 2024)			5,400	47
		Beef Cows (Jan. 1, 2024)			*	*
		Milk Cows (Jan. 1, 2024)			*	*
		Hogs and Pigs (Dec. 1, 2023)			80,000	17
		Layers (Dec. 1, 2023)			*	*
		Turkeys Raised (2023)			*	*
		Cash Receipts - 2022 Census			Dollars	Rank
		Livestock, Dairy, and Poultry			169,415,000	23
		Crops			134,857,000	5
		Government Payments			4,390,000	10
		Total			308,662,000	16

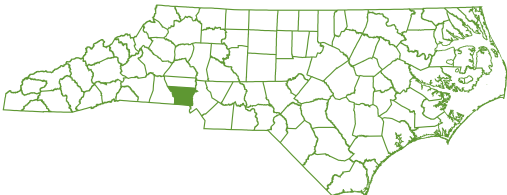
FORSYTH COUNTY

Census of Agriculture - 2022		Crops - 2023	Acres Harvested	Yield	Production	Rank
Total Acres in County	260,972	Corn for Grain: Bu.	1,790	115.6	207,000	63
Number of Farms	482	Cotton: Lbs: Production in 480 Lb Bales	*	*	*	*
Total Land in Farms: Acres	32,956	Peanuts: Lbs	*	*	*	*
Average Farm Size: Acres	68	Soybeans: Bu.	4,820	39.8	192,000	57
Harvested Cropland: Acres	12,640	Sweet Potatoes: Cwt.	*	*	*	*
Average Age of Farmers	60.5	Wheat: Bu.	770	64.9	50,000	58
Average Value of Farm & Buildings	\$318,274,000					
Average Market Value of Machinery & Equipment	\$34,868,000					
Average Total Farm Production Expense	\$30,910					
		Livestock			Number	Rank
		Broilers Produced (2023)			8,000	56
		Cattle, All (Jan. 1, 2024)			2,500	65
		Beef Cows (Jan. 1, 2024)			1,500	41
		Milk Cows (Jan. 1, 2024)			*	*
		Hogs and Pigs (Dec. 1, 2023)			100	50
		Layers (Dec. 1, 2023)			3,000	30
		Turkeys Raised (2023)			*	*
		Cash Receipts - 2022 Census			Dollars	Rank
		Livestock, Dairy, and Poultry			1,404,000	73
		Crops			12,679,000	72
		Government Payments			337,000	73
		Total			14,420,000	82

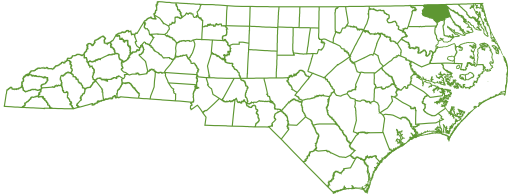
FRANKLIN COUNTY

Census of Agriculture - 2022		Crops - 2023	Acres Harvested	Yield	Production	Rank
Total Acres in County	314,721	Corn for Grain: Bu.	2,250	103.1	232,000	61
Number of Farms	518	Cotton: Lbs: Production in 480 Lb Bales	*	*	*	*
Total Land in Farms: Acres	107,923	Peanuts: Lbs	*	*	*	*
Average Farm Size: Acres	208	Soybeans: Bu.	20,100	28.7	577,000	37
Harvested Cropland: Acres	39,484	Sweet Potatoes: Cwt.	*	*	*	*
Average Age of Farmers	58.7	Wheat: Bu.	6,580	62.5	411,000	24
Average Value of Farm & Buildings	\$629,080,000					
Average Market Value of Machinery & Equipment	\$62,502,000					
Average Total Farm Production Expense	\$121,020					
		Livestock			Number	Rank
		Broilers Produced (2023)			750,000	54
		Cattle, All (Jan. 1, 2024)			10,500	24
		Beef Cows (Jan. 1, 2024)			5,700	17
		Milk Cows (Jan. 1, 2024)			*	*
		Hogs and Pigs (Dec. 1, 2023)			13,000	30
		Layers (Dec. 1, 2023)			110,000	17
		Turkeys Raised (2023)			*	*
		Cash Receipts - 2022 Census			Dollars	Rank
		Livestock, Dairy, and Poultry			18,318,000	54
		Crops			48,056,000	34
		Government Payments			1,257,000	39
		Total			67,631,000	52

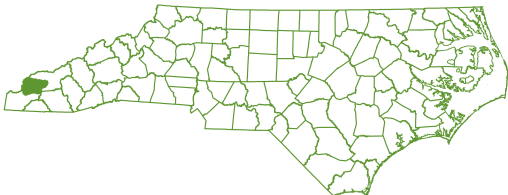
GASTON COUNTY

Census of Agriculture - 2022		Crops - 2023	Acres Harvested	Yield	Production	Rank
Total Acres in County	227,683	Corn for Grain: Bu.	*	*	*	*
Number of Farms	412	Cotton: Lbs: Production in 480 Lb Bales	*	*	*	*
Total Land in Farms: Acres	36,859	Peanuts: Lbs	*	*	*	*
Average Farm Size: Acres	89	Soybeans: Bu.	2,990	31.6	94,500	63
Harvested Cropland: Acres	13,874	Sweet Potatoes: Cwt.	*	*	*	*
Average Age of Farmers	58.5	Wheat: Bu.	1,070	61.5	65,800	56
Average Value of Farm & Buildings	\$295,412,000					
Average Market Value of Machinery & Equipment	\$24,815,000					
Average Total Farm Production Expense	\$59,577					
		Livestock			Number	Rank
		Broilers Produced (2023)			2,500,000	46
		Cattle, All (Jan. 1, 2024)			7,500	34
		Beef Cows (Jan. 1, 2024)			*	*
		Milk Cows (Jan. 1, 2024)			*	*
		Hogs and Pigs (Dec. 1, 2023)			*	*
		Layers (Dec. 1, 2023)			3,000	30
		Turkeys Raised (2023)			*	*
		Cash Receipts - 2022 Census			Dollars	Rank
		Livestock, Dairy, and Poultry			12,022,000	57
		Crops			7,999,000	82
		Government Payments			556,000	60
		Total			20,577,000	77

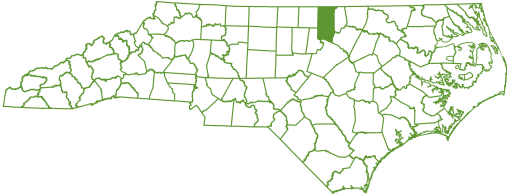
GATES COUNTY

Census of Agriculture - 2022		Crops - 2023	Acres Harvested	Yield	Production	Rank
Total Acres in County	217,992	Corn for Grain: Bu.	3,690	130.1	480,000	49
Number of Farms	122	Cotton: Lbs: Production in 480 Lb Bales	11,800	1,094	26,900	8
Total Land in Farms: Acres	71,866	Peanuts: Lbs	2,780	5,025	13,970,000	13
Average Farm Size: Acres	589	Soybeans: Bu.	20,900	43.8	915,000	24
Harvested Cropland: Acres	49,047	Sweet Potatoes: Cwt.	*	*	*	*
Average Age of Farmers	55.8	Wheat: Bu.	5,950	84.0	500,000	16
Average Value of Farm & Buildings	\$307,182,000					
Average Market Value of Machinery & Equipment	\$52,695,000					
Average Total Farm Production Expense	\$746,693					
		Livestock			Number	Rank
		Broilers Produced (2023)			11,500,000	23
		Cattle, All (Jan. 1, 2024)			1,600	75
		Beef Cows (Jan. 1, 2024)			700	51
		Milk Cows (Jan. 1, 2024)			*	*
		Hogs and Pigs (Dec. 1, 2023)			24,000	26
		Layers (Dec. 1, 2023)			*	*
		Turkeys Raised (2023)			*	*
		Cash Receipts - 2022 Census			Dollars	Rank
		Livestock, Dairy, and Poultry			98,816,000	31
		Crops			35,709,000	42
		Government Payments			1,298,000	37
		Total			135,823,000	36

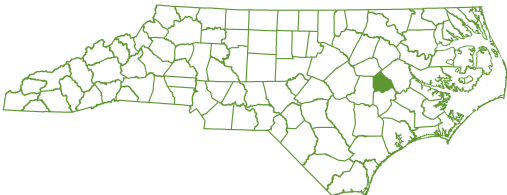
GRAHAM COUNTY

Census of Agriculture - 2022		Crops - 2023	Acres Harvested	Yield	Production	Rank
Total Acres in County	186,861	Corn for Grain: Bu.	*	*	*	*
Number of Farms	70	Cotton: Lbs: Production in 480 Lb Bales	*	*	*	*
Total Land in Farms: Acres	2,256	Peanuts: Lbs	*	*	*	*
Average Farm Size: Acres	32	Soybeans: Bu.	*	*	*	*
Harvested Cropland: Acres	392	Sweet Potatoes: Cwt.	*	*	*	*
Average Age of Farmers	58.1	Wheat: Bu.	*	*	*	*
Average Value of Farm & Buildings	\$20,118,000					
Average Market Value of Machinery & Equipment	\$1,780,000					
Average Total Farm Production Expense	\$19,738					
		Livestock			Number	Rank
		Broilers Produced (2023)			*	*
		Cattle, All (Jan. 1, 2024)			400	87
		Beef Cows (Jan. 1, 2024)			300	56
		Milk Cows (Jan. 1, 2024)			*	*
		Hogs and Pigs (Dec. 1, 2023)			*	*
		Layers (Dec. 1, 2023)			*	*
		Turkeys Raised (2023)			*	*
		Cash Receipts - 2022 Census			Dollars	Rank
		Livestock, Dairy, and Poultry			785,000	79
		Crops			195,000	98
		Government Payments			*	*
		Total			980,000	98

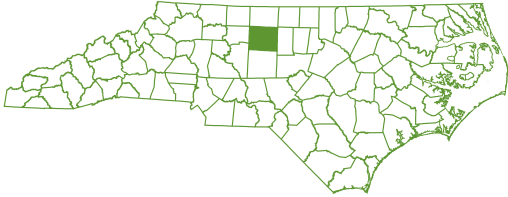
GRANVILLE COUNTY

Census of Agriculture - 2022		Crops - 2023	Acres Harvested	Yield	Production	Rank
Total Acres in County	340,474	Corn for Grain: Bu.	2,000	126.5	253,000	59
Number of Farms	483	Cotton: Lbs: Production in 480 Lb Bales	*	*	*	*
Total Land in Farms: Acres	102,115	Peanuts: Lbs	*	*	*	*
Average Farm Size: Acres	211	Soybeans: Bu.	7,840	28.6	224,000	55
Harvested Cropland: Acres	21,605	Sweet Potatoes: Cwt.	*	*	*	*
Average Age of Farmers	59	Wheat: Bu.	2,620	54.6	143,000	49
Average Value of Farm & Buildings	\$445,807,000					
Average Market Value of Machinery & Equipment	\$33,678,000					
Average Total Farm Production Expense	\$53,677					
		Livestock			Number	Rank
		Broilers Produced (2023)			*	*
		Cattle, All (Jan. 1, 2024)			7,400	36
		Beef Cows (Jan. 1, 2024)			3,700	27
		Milk Cows (Jan. 1, 2024)			500	13
		Hogs and Pigs (Dec. 1, 2023)			500	36
		Layers (Dec. 1, 2023)			2,500	36
		Turkeys Raised (2023)			*	*
		Cash Receipts - 2022 Census			Dollars	Rank
		Livestock, Dairy, and Poultry			6,418,000	64
		Crops			21,017,000	60
		Government Payments			924,000	49
		Total			28,359,000	72

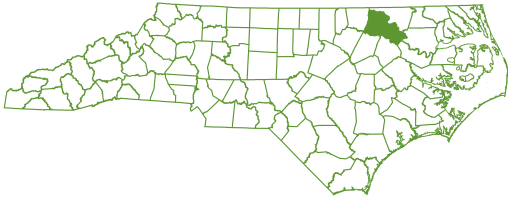
GREENE COUNTY

Census of Agriculture - 2022		Crops - 2023	Acres Harvested	Yield	Production	Rank
Total Acres in County	170,713	Corn for Grain: Bu.	10,700	152.4	1,631,000	25
Number of Farms	210	Cotton: Lbs: Production in 480 Lb Bales	4,490	802	7,500	22
Total Land in Farms: Acres	97,668	Peanuts: Lbs	6,080	4,281	26,030,000	8
Average Farm Size: Acres	465	Soybeans: Bu.	36,200	41.9	1,517,000	16
Harvested Cropland: Acres	81,468	Sweet Potatoes: Cwt.	*	*	*	*
Average Age of Farmers	58.6	Wheat: Bu.	8,030	70.4	565,000	12
Average Value of Farm & Buildings	\$456,824,000					
Average Market Value of Machinery & Equipment	\$87,606,000					
Average Total Farm Production Expense	\$1,220,040					
		Livestock			Number	Rank
		Broilers Produced (2023)			5,500,000	38
		Cattle, All (Jan. 1, 2024)			2,500	65
		Beef Cows (Jan. 1, 2024)			1,100	45
		Milk Cows (Jan. 1, 2024)			300	16
		Hogs and Pigs (Dec. 1, 2023)			365,000	5
		Layers (Dec. 1, 2023)			*	*
		Turkeys Raised (2023)			1,000,000	9
		Cash Receipts - 2022 Census			Dollars	Rank
		Livestock, Dairy, and Poultry			286,579,000	15
		Crops			85,906,000	20
		Government Payments			5,211,000	6
		Total			377,696,000	11

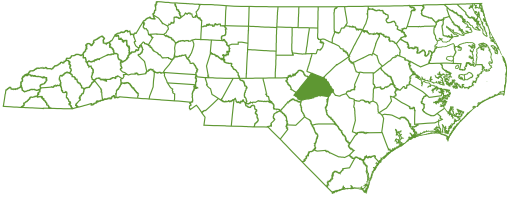
GUILFORD COUNTY

Census of Agriculture - 2022		Crops - 2023	Acres Harvested	Yield	Production	Rank
Total Acres in County	413,295	Corn for Grain: Bu.	4,600	141.7	652,000	47
Number of Farms	775	Cotton: Lbs: Production in 480 Lb Bales	*	*	*	*
Total Land in Farms: Acres	94,798	Peanuts: Lbs	*	*	*	*
Average Farm Size: Acres	122	Soybeans: Bu.	9,580	35.3	338,000	48
Harvested Cropland: Acres	31,925	Sweet Potatoes: Cwt.	*	*	*	*
Average Age of Farmers	58.7	Wheat: Bu.	3,160	68.0	215,000	38
Average Value of Farm & Buildings	\$746,917,000					
Average Market Value of Machinery & Equipment	\$63,708,000					
Average Total Farm Production Expense	\$79,982					
		Livestock			Number	Rank
		Broilers Produced (2023)			50,000	55
		Cattle, All (Jan. 1, 2024)			10,200	26
		Beef Cows (Jan. 1, 2024)			3,900	26
		Milk Cows (Jan. 1, 2024)			700	9
		Hogs and Pigs (Dec. 1, 2023)			900	35
		Layers (Dec. 1, 2023)			*	*
		Turkeys Raised (2023)			*	*
		Cash Receipts - 2022 Census			Dollars	Rank
		Livestock, Dairy, and Poultry			21,610,000	51
		Crops			44,069,000	35
		Government Payments			1,194,000	41
		Total			66,873,000	53

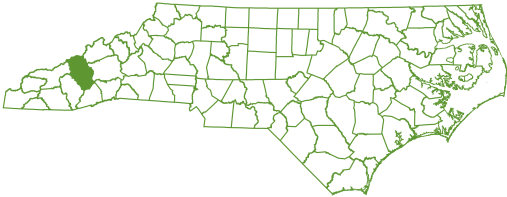
HALIFAX COUNTY

Census of Agriculture - 2022		Crops - 2023	Acres Harvested	Yield	Production	Rank
Total Acres in County	463,189	Corn for Grain: Bu.	7,860	128.5	1,010,000	36
Number of Farms	220	Cotton: Lbs: Production in 480 Lb Bales	39,900	984	81,800	1
Total Land in Farms: Acres	183,565	Peanuts: Lbs	10,500	4,282	44,960,000	1
Average Farm Size: Acres	834	Soybeans: Bu.	38,600	39.2	1,513,000	17
Harvested Cropland: Acres	126,473	Sweet Potatoes: Cwt.	*	*	*	*
Average Age of Farmers	62.2	Wheat: Bu.	4,760	74.8	356,000	28
Average Value of Farm & Buildings	\$796,416,000					
Average Market Value of Machinery & Equipment	\$92,098,000					
Average Total Farm Production Expense	\$734,003					
		Livestock			Number	Rank
		Broilers Produced (2023)			1,700,000	49
		Cattle, All (Jan. 1, 2024)			6,600	40
		Beef Cows (Jan. 1, 2024)			3,500	28
		Milk Cows (Jan. 1, 2024)			*	*
		Hogs and Pigs (Dec. 1, 2023)			34,000	25
		Layers (Dec. 1, 2023)			225,000	14
		Turkeys Raised (2023)			*	*
		Cash Receipts - 2022 Census			Dollars	Rank
		Livestock, Dairy, and Poultry			80,991,000	34
		Crops			103,153,000	12
		Government Payments			4,158,000	12
		Total			188,302,000	29

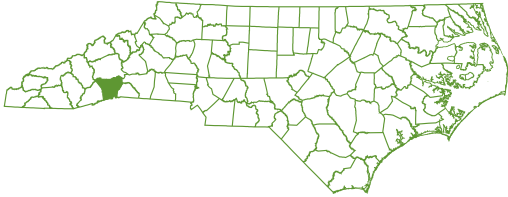
HARNETT COUNTY

Census of Agriculture - 2022		Crops - 2023	Acres Harvested	Yield	Production	Rank
Total Acres in County	380,819	Corn for Grain: Bu.	6,990	157.4	1,100,000	33
Number of Farms	563	Cotton: Lbs: Production in 480 Lb Bales	4,500	793	7,430	23
Total Land in Farms: Acres	109,179	Peanuts: Lbs	1,080	3,819	4,125,000	15
Average Farm Size: Acres	194	Soybeans: Bu.	23,400	28.6	669,000	33
Harvested Cropland: Acres	66,701	Sweet Potatoes: Cwt.	2,900	130	377,000	5
Average Age of Farmers	58.6	Wheat: Bu.	6,740	57.6	388,000	26
Average Value of Farm & Buildings	\$680,047,000					
Average Market Value of Machinery & Equipment	\$88,996,000					
Average Total Farm Production Expense	\$341,435					
		Livestock			Number	Rank
		Broilers Produced (2023)			18,000,000	18
		Cattle, All (Jan. 1, 2024)			5,000	50
		Beef Cows (Jan. 1, 2024)			3,000	30
		Milk Cows (Jan. 1, 2024)			*	*
		Hogs and Pigs (Dec. 1, 2023)			95,000	15
		Layers (Dec. 1, 2023)			3,000	30
		Turkeys Raised (2023)			120,000	15
		Cash Receipts - 2022 Census			Dollars	Rank
		Livestock, Dairy, and Poultry			162,199,000	24
		Crops			89,121,000	16
		Government Payments			2,785,000	22
		Total			254,105,000	20

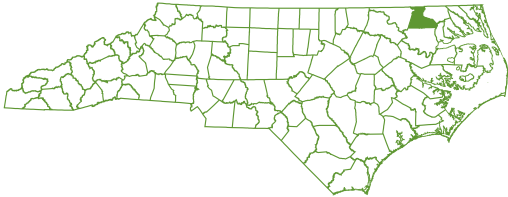
HAYWOOD COUNTY

Census of Agriculture - 2022		Crops - 2023	Acres Harvested	Yield	Production	Rank
Total Acres in County	354,285	Corn for Grain: Bu.	*	*	*	*
Number of Farms	567	Cotton: Lbs: Production in 480 Lb Bales	*	*	*	*
Total Land in Farms: Acres	49,288	Peanuts: Lbs	*	*	*	*
Average Farm Size: Acres	87	Soybeans: Bu.	*	*	*	*
Harvested Cropland: Acres	9,445	Sweet Potatoes: Cwt.	*	*	*	*
Average Age of Farmers	57.7	Wheat: Bu.	*	*	*	*
Average Value of Farm & Buildings	\$396,556,000					
Average Market Value of Machinery & Equipment	\$34,450,000					
Average Total Farm Production Expense	\$30,662					
		Livestock			Number	Rank
		Broilers Produced (2023)			*	*
		Cattle, All (Jan. 1, 2024)			11,000	21
		Beef Cows (Jan. 1, 2024)			4,900	20
		Milk Cows (Jan. 1, 2024)			1,100	6
		Hogs and Pigs (Dec. 1, 2023)			300	41
		Layers (Dec. 1, 2023)			2,500	36
		Turkeys Raised (2023)			*	*
		Cash Receipts - 2022 Census			Dollars	Rank
		Livestock, Dairy, and Poultry			8,773,000	60
		Crops			5,761,000	86
		Government Payments			756,000	54
		Total			15,290,000	81

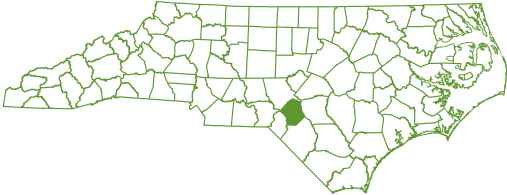
HENDERSON COUNTY

Census of Agriculture - 2022		Crops - 2023	Acres Harvested	Yield	Production	Rank
Total Acres in County	238,739	Corn for Grain: Bu.	1,990	180.9	360,000	54
Number of Farms	520	Cotton: Lbs: Production in 480 Lb Bales	*	*	*	*
Total Land in Farms: Acres	32,743	Peanuts: Lbs	*	*	*	*
Average Farm Size: Acres	63	Soybeans: Bu.	400	48.8	19,500	69
Harvested Cropland: Acres	15,616	Sweet Potatoes: Cwt.	*	*	*	*
Average Age of Farmers	57.3	Wheat: Bu.	*	*	*	*
Average Value of Farm & Buildings	\$362,291,000					
Average Market Value of Machinery & Equipment	\$57,116,000					
Average Total Farm Production Expense	\$182,286					
		Livestock			Number	Rank
		Broilers Produced (2023)			*	*
		Cattle, All (Jan. 1, 2024)			2,500	65
		Beef Cows (Jan. 1, 2024)			*	*
		Milk Cows (Jan. 1, 2024)			*	*
		Hogs and Pigs (Dec. 1, 2023)			*	*
		Layers (Dec. 1, 2023)			4,000	29
		Turkeys Raised (2023)			*	*
		Cash Receipts - 2022 Census			Dollars	Rank
		Livestock, Dairy, and Poultry			1,097,000	76
		Crops			99,512,000	13
		Government Payments			9,678,000	2
		Total			110,287,000	38

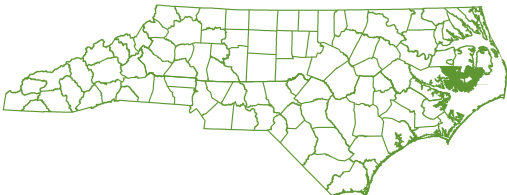
HERTFORD COUNTY

Census of Agriculture - 2022		Crops - 2023	Acres Harvested	Yield	Production	Rank
Total Acres in County	226,024	Corn for Grain: Bu.	9,310	129.9	1,209,000	30
Number of Farms	97	Cotton: Lbs: Production in 480 Lb Bales	14,800	1,086	33,500	6
Total Land in Farms: Acres	67,209	Peanuts: Lbs	*	*	*	*
Average Farm Size: Acres	693	Soybeans: Bu.	12,600	35.9	452,000	42
Harvested Cropland: Acres	45,511	Sweet Potatoes: Cwt.	*	*	*	*
Average Age of Farmers	57	Wheat: Bu.	*	*	*	*
Average Value of Farm & Buildings	\$243,519,000					
Average Market Value of Machinery & Equipment	\$29,239,000					
Average Total Farm Production Expense	\$839,750					
		Livestock			Number	Rank
		Broilers Produced (2023)			8,000,000	29
		Cattle, All (Jan. 1, 2024)			300	93
		Beef Cows (Jan. 1, 2024)			100	65
		Milk Cows (Jan. 1, 2024)			*	*
		Hogs and Pigs (Dec. 1, 2023)			45,000	24
		Layers (Dec. 1, 2023)			*	*
		Turkeys Raised (2023)			*	*
		Cash Receipts - 2022 Census			Dollars	Rank
		Livestock, Dairy, and Poultry			59,056,000	39
		Crops			42,384,000	36
		Government Payments			1,932,000	28
		Total			103,372,000	39

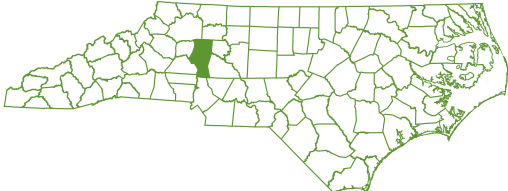
HOKE COUNTY

Census of Agriculture - 2022		Crops - 2023	Acres Harvested	Yield	Production	Rank
Total Acres in County	249,670	Corn for Grain: Bu.	*	*	*	*
Number of Farms	185	Cotton: Lbs: Production in 480 Lb Bales	*	*	*	*
Total Land in Farms: Acres	36,788	Peanuts: Lbs	*	*	*	*
Average Farm Size: Acres	199	Soybeans: Bu.	*	*	*	*
Harvested Cropland: Acres	16,220	Sweet Potatoes: Cwt.	*	*	*	*
Average Age of Farmers	55.4	Wheat: Bu.	2,330	59.2	138,000	50
Average Value of Farm & Buildings	\$201,876,000					
Average Market Value of Machinery & Equipment	\$21,475,000					
Average Total Farm Production Expense	\$493,153					
		Livestock			Number	Rank
		Broilers Produced (2023)			14,000,000	21
		Cattle, All (Jan. 1, 2024)			1,600	75
		Beef Cows (Jan. 1, 2024)			800	50
		Milk Cows (Jan. 1, 2024)			*	*
		Hogs and Pigs (Dec. 1, 2023)			75,000	18
		Layers (Dec. 1, 2023)			*	*
		Turkeys Raised (2023)			*	*
		Cash Receipts - 2022 Census			Dollars	Rank
		Livestock, Dairy, and Poultry			138,249,000	28
		Crops			6,781,000	84
		Government Payments			201,000	79
		Total			145,231,000	34


HYDE COUNTY

Census of Agriculture - 2022		Crops - 2023	Acres Harvested	Yield	Production	Rank
Total Acres in County	391,892	Corn for Grain: Bu.	*	*	*	*
Number of Farms	123	Cotton: Lbs: Production in 480 Lb Bales	10,800	1,222	27,500	7
Total Land in Farms: Acres	112,445	Peanuts: Lbs	*	*	*	*
Average Farm Size: Acres	914	Soybeans: Bu.	34,000	49.3	1,676,000	11
Harvested Cropland: Acres	88,049	Sweet Potatoes: Cwt.	*	*	*	*
Average Age of Farmers	58.8	Wheat: Bu.	4,850	90.9	441,000	22
Average Value of Farm & Buildings	\$428,871,000					
Average Market Value of Machinery & Equipment	\$54,443,000					
Average Total Farm Production Expense	\$1,065,918					
		Livestock			Number	Rank
		Broilers Produced (2023)			*	*
		Cattle, All (Jan. 1, 2024)			300	93
		Beef Cows (Jan. 1, 2024)			200	61
		Milk Cows (Jan. 1, 2024)			*	*
		Hogs and Pigs (Dec. 1, 2023)			*	*
		Layers (Dec. 1, 2023)			*	*
		Turkeys Raised (2023)			*	*
		Cash Receipts - 2022 Census			Dollars	Rank
		Livestock, Dairy, and Poultry			254,000	84
		Crops			86,128,000	19
		Government Payments			3,144,000	19
		Total			89,526,000	48

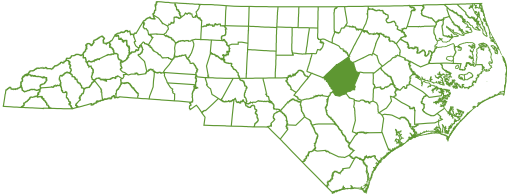
IREDELL COUNTY

Census of Agriculture - 2022		Crops - 2023	Acres Harvested	Yield	Production	Rank
Total Acres in County	367,474	Corn for Grain: Bu.	13,500	156.4	2,111,000	21
Number of Farms	894	Cotton: Lbs: Production in 480 Lb Bales	*	*	*	*
Total Land in Farms: Acres	119,481	Peanuts: Lbs	*	*	*	*
Average Farm Size: Acres	134	Soybeans: Bu.	16,500	44.4	733,000	30
Harvested Cropland: Acres	59,322	Sweet Potatoes: Cwt.	*	*	*	*
Average Age of Farmers	58.2	Wheat: Bu.	7,090	74.0	525,000	15
Average Value of Farm & Buildings	\$851,206,000					
Average Market Value of Machinery & Equipment	\$81,745,000					
Average Total Farm Production Expense	\$145,055					
		Livestock			Number	Rank
		Broilers Produced (2023)			3,600,000	44
		Cattle, All (Jan. 1, 2024)			42,000	2
		Beef Cows (Jan. 1, 2024)			11,200	5
		Milk Cows (Jan. 1, 2024)			10,000	1
		Hogs and Pigs (Dec. 1, 2023)			200	43
		Layers (Dec. 1, 2023)			340,000	9
		Turkeys Raised (2023)			*	*
		Cash Receipts - 2022 Census			Dollars	Rank
		Livestock, Dairy, and Poultry			135,875,000	29
		Crops			31,958,000	44
		Government Payments			523,000	62
		Total			168,356,000	32

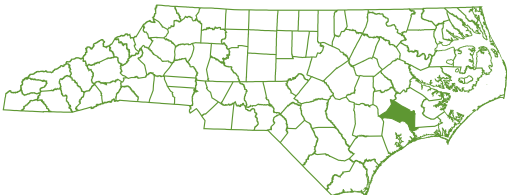
JACKSON COUNTY

Census of Agriculture - 2022		Crops - 2023	Acres Harvested	Yield	Production	Rank
Total Acres in County	314,356	Corn for Grain: Bu.	*	*	*	*
Number of Farms	236	Cotton: Lbs: Production in 480 Lb Bales	*	*	*	*
Total Land in Farms: Acres	22,208	Peanuts: Lbs	*	*	*	*
Average Farm Size: Acres	94	Soybeans: Bu.	*	*	*	*
Harvested Cropland: Acres	4,178	Sweet Potatoes: Cwt.	*	*	*	*
Average Age of Farmers	60.3	Wheat: Bu.	*	*	*	*
Average Value of Farm & Buildings	\$184,848,000					
Average Market Value of Machinery & Equipment	\$17,585,000					
Average Total Farm Production Expense	\$91,974					
		Livestock			Number	Rank
		Broilers Produced (2023)			*	*
		Cattle, All (Jan. 1, 2024)			2,000	69
		Beef Cows (Jan. 1, 2024)			1,100	45
		Milk Cows (Jan. 1, 2024)			*	*
		Hogs and Pigs (Dec. 1, 2023)			*	*
		Layers (Dec. 1, 2023)			*	*
		Turkeys Raised (2023)			*	*
		Cash Receipts - 2022 Census			Dollars	Rank
		Livestock, Dairy, and Poultry			78,000	94
		Crops			7,421,000	83
		Government Payments			36,000	92
		Total			7,535,000	88

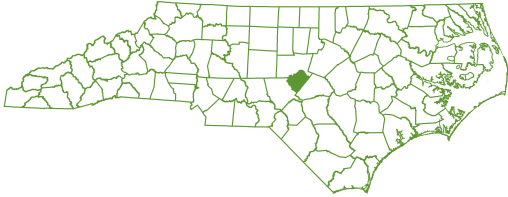
JOHNSTON COUNTY

Census of Agriculture - 2022		Crops - 2023	Acres Harvested	Yield	Production	Rank
Total Acres in County	506,388	Corn for Grain: Bu.	7,080	138.0	977,000	37
Number of Farms	964	Cotton: Lbs: Production in 480 Lb Bales	4,590	924	8,840	20
Total Land in Farms: Acres	174,111	Peanuts: Lbs	3,670	3,875	14,220,000	12
Average Farm Size: Acres	181	Soybeans: Bu.	48,900	32.2	1,575,000	14
Harvested Cropland: Acres	103,573	Sweet Potatoes: Cwt.	7,600	145	1,103,000	4
Average Age of Farmers	56.4	Wheat: Bu.	8,070	71.6	578,000	9
Average Value of Farm & Buildings	\$1,186,253,000					
Average Market Value of Machinery & Equipment	\$134,092,000					
Average Total Farm Production Expense	\$236,381					
		Livestock			Number	Rank
		Broilers Produced (2023)			6,500,000	33
		Cattle, All (Jan. 1, 2024)			10,000	27
		Beef Cows (Jan. 1, 2024)			5,700	17
		Milk Cows (Jan. 1, 2024)			*	*
		Hogs and Pigs (Dec. 1, 2023)			125,000	13
		Layers (Dec. 1, 2023)			3,000	30
		Turkeys Raised (2023)			360,000	13
		Cash Receipts - 2022 Census			Dollars	Rank
		Livestock, Dairy, and Poultry			144,128,000	27
		Crops			155,554,000	3
		Government Payments			3,762,000	15
		Total			303,444,000	18

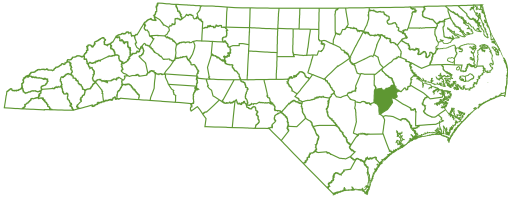
JONES COUNTY

Census of Agriculture - 2022		Crops - 2023	Acres Harvested	Yield	Production	Rank
Total Acres in County	301,676	Corn for Grain: Bu.	17,500	159.9	2,798,000	13
Number of Farms	126	Cotton: Lbs: Production in 480 Lb Bales	3,810	994	7,890	21
Total Land in Farms: Acres	66,287	Peanuts: Lbs	*	*	*	*
Average Farm Size: Acres	526	Soybeans: Bu.	24,000	44.8	1,074,000	22
Harvested Cropland: Acres	46,879	Sweet Potatoes: Cwt.	*	*	*	*
Average Age of Farmers	57.3	Wheat: Bu.	*	*	*	*
Average Value of Farm & Buildings	\$238,753,000					
Average Market Value of Machinery & Equipment	\$34,514,000					
Average Total Farm Production Expense	\$1,468,911					
		Livestock			Number	Rank
		Broilers Produced (2023)			13,000,000	22
		Cattle, All (Jan. 1, 2024)			600	86
		Beef Cows (Jan. 1, 2024)			*	*
		Milk Cows (Jan. 1, 2024)			*	*
		Hogs and Pigs (Dec. 1, 2023)			200,000	11
		Layers (Dec. 1, 2023)			*	*
		Turkeys Raised (2023)			420,000	12
		Cash Receipts - 2022 Census			Dollars	Rank
		Livestock, Dairy, and Poultry			251,854,000	16
		Crops			34,102,000	43
		Government Payments			2,053,000	26
		Total			288,009,000	19

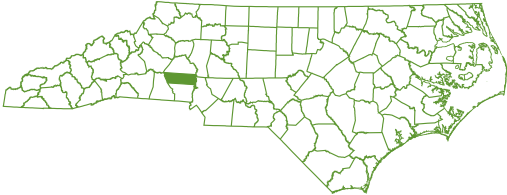
LEE COUNTY

Census of Agriculture - 2022		Crops - 2023	Acres Harvested	Yield	Production	Rank
Total Acres in County	163,233	Corn for Grain: Bu.	1,600	87.9	140,600	66
Number of Farms	264	Cotton: Lbs: Production in 480 Lb Bales	*	*	*	*
Total Land in Farms: Acres	31,204	Peanuts: Lbs	*	*	*	*
Average Farm Size: Acres	118	Soybeans: Bu.	4,070	18.2	74,000	64
Harvested Cropland: Acres	12,294	Sweet Potatoes: Cwt.	*	*	*	*
Average Age of Farmers	62.3	Wheat: Bu.	2,080	75.5	157,000	46
Average Value of Farm & Buildings	\$220,488,000					
Average Market Value of Machinery & Equipment	\$25,904,000					
Average Total Farm Production Expense	\$156,664					
		Livestock			Number	Rank
		Broilers Produced (2023)			6,500,000	33
		Cattle, All (Jan. 1, 2024)			2,400	68
		Beef Cows (Jan. 1, 2024)			1,400	42
		Milk Cows (Jan. 1, 2024)			*	*
		Hogs and Pigs (Dec. 1, 2023)			3,500	34
		Layers (Dec. 1, 2023)			*	*
		Turkeys Raised (2023)			*	*
		Cash Receipts - 2022 Census			Dollars	Rank
		Livestock, Dairy, and Poultry			43,682,000	43
		Crops			14,491,000	68
		Government Payments			622,000	59
		Total			58,795,000	59

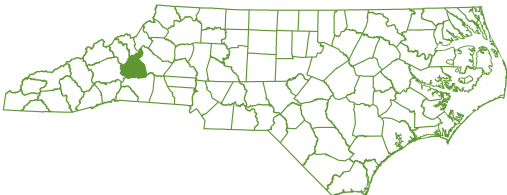
LENOIR COUNTY

Census of Agriculture - 2022		Crops - 2023	Acres Harvested	Yield	Production	Rank
Total Acres in County	255,416	Corn for Grain: Bu.	23,200	152.4	3,536,000	11
Number of Farms	352	Cotton: Lbs: Production in 480 Lb Bales	5,440	818	9,270	17
Total Land in Farms: Acres	136,277	Peanuts: Lbs	2,980	4,503	13,420,000	14
Average Farm Size: Acres	387	Soybeans: Bu.	39,900	40.2	1,604,000	12
Harvested Cropland: Acres	95,438	Sweet Potatoes: Cwt.	*	*	*	*
Average Age of Farmers	58.6	Wheat: Bu.	9,030	63.0	569,000	11
Average Value of Farm & Buildings	\$589,688,000					
Average Market Value of Machinery & Equipment	\$90,906,000					
Average Total Farm Production Expense	\$732,808					
		Livestock			Number	Rank
		Broilers Produced (2023)			7,000,000	32
		Cattle, All (Jan. 1, 2024)			4,500	52
		Beef Cows (Jan. 1, 2024)			2,300	34
		Milk Cows (Jan. 1, 2024)			*	*
		Hogs and Pigs (Dec. 1, 2023)			245,000	7
		Layers (Dec. 1, 2023)			100,000	19
		Turkeys Raised (2023)			2,000,000	5
		Cash Receipts - 2022 Census			Dollars	Rank
		Livestock, Dairy, and Poultry			295,449,000	12
		Crops			91,984,000	15
		Government Payments			3,987,000	14
		Total			391,420,000	10

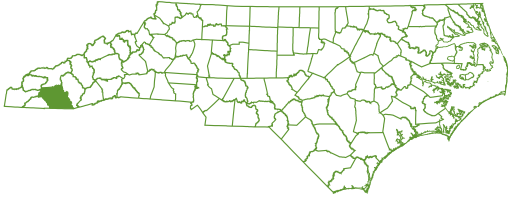
LINCOLN COUNTY

Census of Agriculture - 2022		Crops - 2023	Acres Harvested	Yield	Production	Rank
Total Acres in County	189,327	Corn for Grain: Bu.	*	*	*	*
Number of Farms	552	Cotton: Lbs: Production in 480 Lb Bales	*	*	*	*
Total Land in Farms: Acres	49,038	Peanuts: Lbs	*	*	*	*
Average Farm Size: Acres	89	Soybeans: Bu.	6,980	37.2	260,000	52
Harvested Cropland: Acres	22,483	Sweet Potatoes: Cwt.	*	*	*	*
Average Age of Farmers	59.5	Wheat: Bu.	3,890	66.3	258,000	34
Average Value of Farm & Buildings	\$413,969,000					
Average Market Value of Machinery & Equipment	\$39,418,000					
Average Total Farm Production Expense	\$129,282					
		Livestock			Number	Rank
		Broilers Produced (2023)			9,000,000	26
		Cattle, All (Jan. 1, 2024)			15,000	14
		Beef Cows (Jan. 1, 2024)			4,700	21
		Milk Cows (Jan. 1, 2024)			1,900	3
		Hogs and Pigs (Dec. 1, 2023)			500	36
		Layers (Dec. 1, 2023)			*	*
		Turkeys Raised (2023)			*	*
		Cash Receipts - 2022 Census			Dollars	Rank
		Livestock, Dairy, and Poultry			90,129,000	33
		Crops			11,696,000	75
		Government Payments			73,000	90
		Total			101,898,000	40

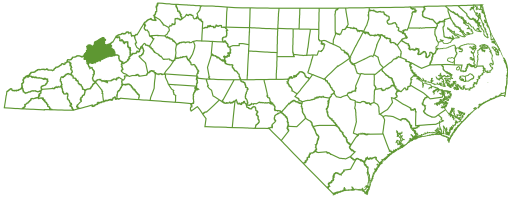
MCDOWELL COUNTY

Census of Agriculture - 2022		Crops - 2023	Acres Harvested	Yield	Production	Rank
Total Acres in County	281,571	Corn for Grain: Bu.	*	*	*	*
Number of Farms	298	Cotton: Lbs: Production in 480 Lb Bales	*	*	*	*
Total Land in Farms: Acres	17,041	Peanuts: Lbs	*	*	*	*
Average Farm Size: Acres	57	Soybeans: Bu.	*	*	*	*
Harvested Cropland: Acres	3,164	Sweet Potatoes: Cwt.	*	*	*	*
Average Age of Farmers	58.4	Wheat: Bu.	*	*	*	*
Average Value of Farm & Buildings	\$128,216,000					
Average Market Value of Machinery & Equipment	\$19,313,000					
Average Total Farm Production Expense	\$51,506					
		Livestock			Number	Rank
		Broilers Produced (2023)			1,000,000	53
		Cattle, All (Jan. 1, 2024)			1,900	71
		Beef Cows (Jan. 1, 2024)			1,000	47
		Milk Cows (Jan. 1, 2024)			*	*
		Hogs and Pigs (Dec. 1, 2023)			200	43
		Layers (Dec. 1, 2023)			*	*
		Turkeys Raised (2023)			*	*
		Cash Receipts - 2022 Census			Dollars	Rank
		Livestock, Dairy, and Poultry			7,698,000	61
		Crops			9,710,000	78
		Government Payments			114,000	87
		Total			17,522,000	79

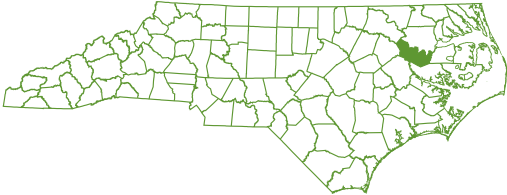
MACON COUNTY

Census of Agriculture - 2022		Crops - 2023	Acres Harvested	Yield	Production	Rank
Total Acres in County	329,974	Corn for Grain: Bu.	*	*	*	*
Number of Farms	346	Cotton: Lbs: Production in 480 Lb Bales	*	*	*	*
Total Land in Farms: Acres	21,973	Peanuts: Lbs	*	*	*	*
Average Farm Size: Acres	64	Soybeans: Bu.	*	*	*	*
Harvested Cropland: Acres	3,948	Sweet Potatoes: Cwt.	*	*	*	*
Average Age of Farmers	56.2	Wheat: Bu.	*	*	*	*
Average Value of Farm & Buildings	\$190,348,000					
Average Market Value of Machinery & Equipment	\$22,531,000					
Average Total Farm Production Expense	\$24,160					
		Livestock			Number	Rank
		Broilers Produced (2023)			*	*
		Cattle, All (Jan. 1, 2024)			4,000	54
		Beef Cows (Jan. 1, 2024)			2,400	33
		Milk Cows (Jan. 1, 2024)			*	*
		Hogs and Pigs (Dec. 1, 2023)			*	*
		Layers (Dec. 1, 2023)			1,800	44
		Turkeys Raised (2023)			*	*
		Cash Receipts - 2022 Census			Dollars	Rank
		Livestock, Dairy, and Poultry			1,324,000	75
		Crops			3,853,000	90
		Government Payments			144,000	82
		Total			5,321,000	90

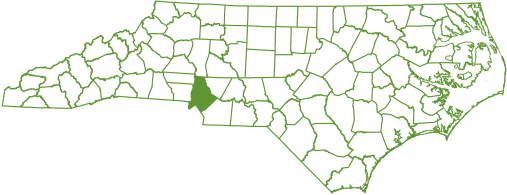
MADISON COUNTY

Census of Agriculture - 2022		Crops - 2023	Acres Harvested	Yield	Production	Rank
Total Acres in County	287,754	Corn for Grain: Bu.	*	*	*	*
Number of Farms	535	Cotton: Lbs: Production in 480 Lb Bales	*	*	*	*
Total Land in Farms: Acres	42,763	Peanuts: Lbs	*	*	*	*
Average Farm Size: Acres	80	Soybeans: Bu.	*	*	*	*
Harvested Cropland: Acres	5,667	Sweet Potatoes: Cwt.	*	*	*	*
Average Age of Farmers	59.9	Wheat: Bu.	*	*	*	*
Average Value of Farm & Buildings	\$311,933,000					
Average Market Value of Machinery & Equipment	\$27,500,000					
Average Total Farm Production Expense	\$17,930					
		Livestock			Number	Rank
		Broilers Produced (2023)			*	*
		Cattle, All (Jan. 1, 2024)			5,600	45
		Beef Cows (Jan. 1, 2024)			3,000	30
		Milk Cows (Jan. 1, 2024)			*	*
		Hogs and Pigs (Dec. 1, 2023)			100	50
		Layers (Dec. 1, 2023)			10,000	26
		Turkeys Raised (2023)			*	*
		Cash Receipts - 2022 Census			Dollars	Rank
		Livestock, Dairy, and Poultry			792,000	78
		Crops			1,444,000	95
		Government Payments			116,000	86
		Total			2,352,000	96

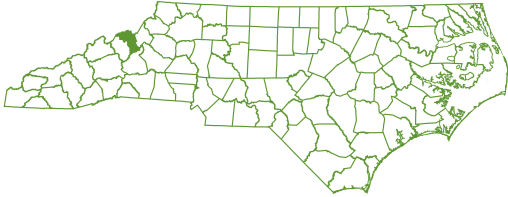
MARTIN COUNTY

Census of Agriculture - 2022		Crops - 2023	Acres Harvested	Yield	Production	Rank
Total Acres in County	292,112	Corn for Grain: Bu.	6,600	127.6	842,000	41
Number of Farms	286	Cotton: Lbs: Production in 480 Lb Bales	28,100	856	50,100	4
Total Land in Farms: Acres	143,806	Peanuts: Lbs	9,430	4,239	39,970,000	3
Average Farm Size: Acres	503	Soybeans: Bu.	24,200	35.3	854,000	27
Harvested Cropland: Acres	94,639	Sweet Potatoes: Cwt.	*	*	*	*
Average Age of Farmers	56.3	Wheat: Bu.	6,300	73.3	462,000	19
Average Value of Farm & Buildings	\$432,993,000					
Average Market Value of Machinery & Equipment	\$73,145,000					
Average Total Farm Production Expense	\$332,014					
		Livestock			Number	Rank
		Broilers Produced (2023)			1,500,000	51
		Cattle, All (Jan. 1, 2024)			700	83
		Beef Cows (Jan. 1, 2024)			*	*
		Milk Cows (Jan. 1, 2024)			*	*
		Hogs and Pigs (Dec. 1, 2023)			*	*
		Layers (Dec. 1, 2023)			*	*
		Turkeys Raised (2023)			*	*
		Cash Receipts - 2022 Census			Dollars	Rank
		Livestock, Dairy, and Poultry			149,000	87
		Crops			88,242,000	18
		Government Payments			5,681,000	4
		Total			94,072,000	44

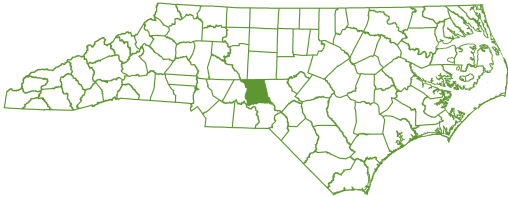
MECKLENBURG COUNTY

Census of Agriculture - 2022		Crops - 2023	Acres Harvested	Yield	Production	Rank
Total Acres in County	335,082	Corn for Grain: Bu.	*	*	*	*
Number of Farms	165	Cotton: Lbs: Production in 480 Lb Bales	*	*	*	*
Total Land in Farms: Acres	7,704	Peanuts: Lbs	*	*	*	*
Average Farm Size: Acres	47	Soybeans: Bu.	*	*	*	*
Harvested Cropland: Acres	2,330	Sweet Potatoes: Cwt.	*	*	*	*
Average Age of Farmers	59.7	Wheat: Bu.	*	*	*	*
Average Value of Farm & Buildings	\$208,744,000					
Average Market Value of Machinery & Equipment	\$37,821,000					
Average Total Farm Production Expense	\$534,995					
		Livestock			Number	Rank
		Broilers Produced (2023)			*	*
		Cattle, All (Jan. 1, 2024)			1,700	73
		Beef Cows (Jan. 1, 2024)			1,000	47
		Milk Cows (Jan. 1, 2024)			*	*
		Hogs and Pigs (Dec. 1, 2023)			*	*
		Layers (Dec. 1, 2023)			1,100	53
		Turkeys Raised (2023)			*	*
		Cash Receipts - 2022 Census			Dollars	Rank
		Livestock, Dairy, and Poultry			249,000	85
		Crops			532,000	97
		Government Payments			81,000	89
		Total			862,000	99

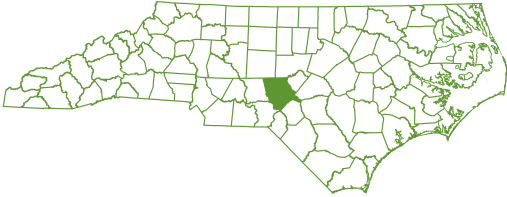
MITCHELL COUNTY

Census of Agriculture - 2022		Crops - 2023	Acres Harvested	Yield	Production	Rank
Total Acres in County	141,601	Corn for Grain: Bu.	*	*	*	*
Number of Farms	263	Cotton: Lbs: Production in 480 Lb Bales	*	*	*	*
Total Land in Farms: Acres	13,860	Peanuts: Lbs	*	*	*	*
Average Farm Size: Acres	53	Soybeans: Bu.	*	*	*	*
Harvested Cropland: Acres	2,457	Sweet Potatoes: Cwt.	*	*	*	*
Average Age of Farmers	55.2	Wheat: Bu.	*	*	*	*
Average Value of Farm & Buildings	\$92,681,000					
Average Market Value of Machinery & Equipment	\$15,077,000					
Average Total Farm Production Expense	\$17,996					
		Livestock			Number	Rank
		Broilers Produced (2023)			*	*
		Cattle, All (Jan. 1, 2024)			1,800	72
		Beef Cows (Jan. 1, 2024)			1,000	47
		Milk Cows (Jan. 1, 2024)			*	*
		Hogs and Pigs (Dec. 1, 2023)			*	*
		Layers (Dec. 1, 2023)			1,000	56
		Turkeys Raised (2023)			*	*
		Cash Receipts - 2022 Census			Dollars	Rank
		Livestock, Dairy, and Poultry			1,385,000	74
		Crops			2,170,000	93
		Government Payments			142,000	83
		Total			3,697,000	92

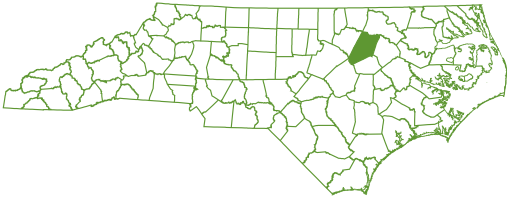
MONTGOMERY COUNTY

Census of Agriculture - 2022		Crops - 2023	Acres Harvested	Yield	Production	Rank
Total Acres in County	314,577	Corn for Grain: Bu.	*	*	*	*
Number of Farms	210	Cotton: Lbs: Production in 480 Lb Bales	*	*	*	*
Total Land in Farms: Acres	34,560	Peanuts: Lbs	*	*	*	*
Average Farm Size: Acres	165	Soybeans: Bu.	*	*	*	*
Harvested Cropland: Acres	11,123	Sweet Potatoes: Cwt.	*	*	*	*
Average Age of Farmers	57.3	Wheat: Bu.	140	77.9	10,900	62
Average Value of Farm & Buildings	\$182,044,000					
Average Market Value of Machinery & Equipment	\$26,538,000					
Average Total Farm Production Expense	\$700,595					
		Livestock			Number	Rank
		Broilers Produced (2023)			26,500,000	13
		Cattle, All (Jan. 1, 2024)			6,300	42
		Beef Cows (Jan. 1, 2024)			*	*
		Milk Cows (Jan. 1, 2024)			*	*
		Hogs and Pigs (Dec. 1, 2023)			*	*
		Layers (Dec. 1, 2023)			*	*
		Turkeys Raised (2023)			*	*
		Cash Receipts - 2022 Census			Dollars	Rank
		Livestock, Dairy, and Poultry			215,160,000	19
		Crops			14,839,000	67
		Government Payments			*	*
		Total			229,999,000	24

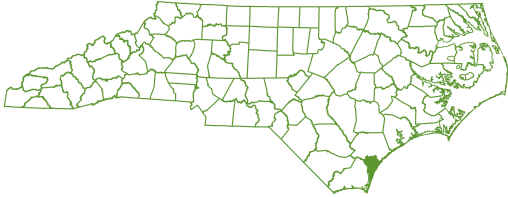
MOORE COUNTY

Census of Agriculture - 2022		Crops - 2023	Acres Harvested	Yield	Production	Rank
Total Acres in County	446,510	Corn for Grain: Bu.	2,800	99.6	279,000	57
Number of Farms	802	Cotton: Lbs: Production in 480 Lb Bales	*	*	*	*
Total Land in Farms: Acres	106,258	Peanuts: Lbs	*	*	*	*
Average Farm Size: Acres	132	Soybeans: Bu.	4,070	28.5	116,000	61
Harvested Cropland: Acres	21,252	Sweet Potatoes: Cwt.	*	*	*	*
Average Age of Farmers	58.3	Wheat: Bu.	1,950	65.1	127,000	51
Average Value of Farm & Buildings	\$588,845,000					
Average Market Value of Machinery & Equipment	\$89,294,000					
Average Total Farm Production Expense	\$197,198					
		Livestock			Number	Rank
		Broilers Produced (2023)			27,000,000	12
		Cattle, All (Jan. 1, 2024)			12,400	18
		Beef Cows (Jan. 1, 2024)			6,900	12
		Milk Cows (Jan. 1, 2024)			*	*
		Hogs and Pigs (Dec. 1, 2023)			*	*
		Layers (Dec. 1, 2023)			45,000	25
		Turkeys Raised (2023)			*	*
		Cash Receipts - 2022 Census			Dollars	Rank
		Livestock, Dairy, and Poultry			186,093,000	21
		Crops			26,255,000	50
		Government Payments			1,379,000	36
		Total			213,727,000	27

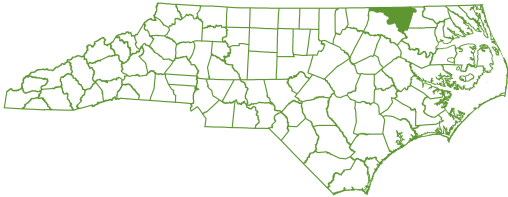
NASH COUNTY

Census of Agriculture - 2022		Crops - 2023	Acres Harvested	Yield	Production	Rank
Total Acres in County	345,884	Corn for Grain: Bu.	3,690	119.0	439,000	50
Number of Farms	375	Cotton: Lbs: Production in 480 Lb Bales	8,010	779	13,000	15
Total Land in Farms: Acres	133,252	Peanuts: Lbs	*	*	*	*
Average Farm Size: Acres	355	Soybeans: Bu.	26,400	33.6	887,000	26
Harvested Cropland: Acres	77,855	Sweet Potatoes: Cwt.	10,600	185	1,984,000	2
Average Age of Farmers	57.2	Wheat: Bu.	*	*	*	*
Average Value of Farm & Buildings	\$591,168,000					
Average Market Value of Machinery & Equipment	\$92,521,000					
Average Total Farm Production Expense	\$404,352					
		Livestock			Number	Rank
		Broilers Produced (2023)			5,000,000	39
		Cattle, All (Jan. 1, 2024)			5,300	48
		Beef Cows (Jan. 1, 2024)			*	*
		Milk Cows (Jan. 1, 2024)			*	*
		Hogs and Pigs (Dec. 1, 2023)			59,000	20
		Layers (Dec. 1, 2023)			*	*
		Turkeys Raised (2023)			*	*
		Cash Receipts - 2022 Census			Dollars	Rank
		Livestock, Dairy, and Poultry			62,851,000	37
		Crops			114,731,000	9
		Government Payments			3,240,000	18
		Total			180,822,000	30

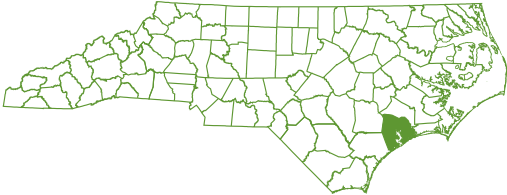
NEW HANOVER COUNTY

Census of Agriculture - 2022		Crops - 2023	Acres Harvested	Yield	Production	Rank
Total Acres in County	123,007	Corn for Grain: Bu.	*	*	*	*
Number of Farms	60	Cotton: Lbs: Production in 480 Lb Bales	*	*	*	*
Total Land in Farms: Acres	1,898	Peanuts: Lbs	*	*	*	*
Average Farm Size: Acres	32	Soybeans: Bu.	*	*	*	*
Harvested Cropland: Acres	792	Sweet Potatoes: Cwt.	*	*	*	*
Average Age of Farmers	61	Wheat: Bu.	*	*	*	*
Average Value of Farm & Buildings	\$43,332,000					
Average Market Value of Machinery & Equipment	\$1,946,000					
Average Total Farm Production Expense	\$58,496					
		Livestock			Number	Rank
		Broilers Produced (2023)			*	*
		Cattle, All (Jan. 1, 2024)			*	*
		Beef Cows (Jan. 1, 2024)			*	*
		Milk Cows (Jan. 1, 2024)			*	*
		Hogs and Pigs (Dec. 1, 2023)			*	*
		Layers (Dec. 1, 2023)			*	*
		Turkeys Raised (2023)			*	*
		Cash Receipts - 2022 Census			Dollars	Rank
		Livestock, Dairy, and Poultry			84,000	92
		Crops			2,334,000	92
		Government Payments			1,046,000	43
		Total			3,464,000	94

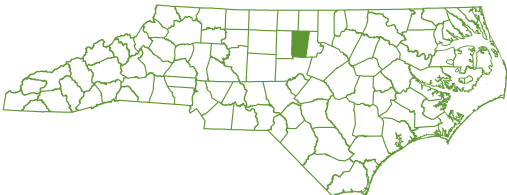
NORTHAMPTON COUNTY

Census of Agriculture - 2022		Crops - 2023	Acres Harvested	Yield	Production	Rank
Total Acres in County	343,449	Corn for Grain: Bu.	15,600	123.3	1,923,000	23
Number of Farms	257	Cotton: Lbs: Production in 480 Lb Bales	30,900	963	62,000	3
Total Land in Farms: Acres	171,478	Peanuts: Lbs	7,550	4,360	32,920,000	6
Average Farm Size: Acres	667	Soybeans: Bu.	32,500	34.9	1,134,000	21
Harvested Cropland: Acres	114,135	Sweet Potatoes: Cwt.	*	*	*	*
Average Age of Farmers	56.1	Wheat: Bu.	5,390	74.4	401,000	25
Average Value of Farm & Buildings	\$611,803,000					
Average Market Value of Machinery & Equipment	\$93,434,000					
Average Total Farm Production Expense	\$502,352					
		Livestock			Number	Rank
		Broilers Produced (2023)			7,500,000	31
		Cattle, All (Jan. 1, 2024)			800	82
		Beef Cows (Jan. 1, 2024)			400	55
		Milk Cows (Jan. 1, 2024)			*	*
		Hogs and Pigs (Dec. 1, 2023)			125,000	13
		Layers (Dec. 1, 2023)			1,300	50
		Turkeys Raised (2023)			*	*
		Cash Receipts - 2022 Census			Dollars	Rank
		Livestock, Dairy, and Poultry			80,910,000	35
		Crops			89,044,000	17
		Government Payments			4,721,000	8
		Total			174,675,000	31

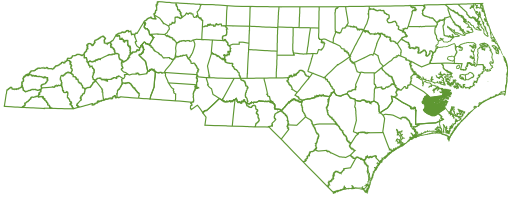
ONslow COUNTY

Census of Agriculture - 2022		Crops - 2023	Acres Harvested	Yield	Production	Rank
Total Acres in County	487,632	Corn for Grain: Bu.	10,400	129.7	1,349,000	28
Number of Farms	342	Cotton: Lbs: Production in 480 Lb Bales	*	*	*	*
Total Land in Farms: Acres	53,032	Peanuts: Lbs	*	*	*	*
Average Farm Size: Acres	155	Soybeans: Bu.	13,000	40.4	525,000	39
Harvested Cropland: Acres	30,728	Sweet Potatoes: Cwt.	*	*	*	*
Average Age of Farmers	57.2	Wheat: Bu.	2,390	45.2	108,000	53
Average Value of Farm & Buildings	\$328,239,000					
Average Market Value of Machinery & Equipment	\$50,003,000					
Average Total Farm Production Expense	\$419,038					
		Livestock			Number	Rank
		Broilers Produced (2023)			2,400,000	47
		Cattle, All (Jan. 1, 2024)			2,000	69
		Beef Cows (Jan. 1, 2024)			1,200	44
		Milk Cows (Jan. 1, 2024)			*	*
		Hogs and Pigs (Dec. 1, 2023)			130,000	12
		Layers (Dec. 1, 2023)			3,000	30
		Turkeys Raised (2023)			1,850,000	6
		Cash Receipts - 2022 Census			Dollars	Rank
		Livestock, Dairy, and Poultry			217,099,000	18
		Crops			31,635,000	45
		Government Payments			1,674,000	31
		Total			250,408,000	21

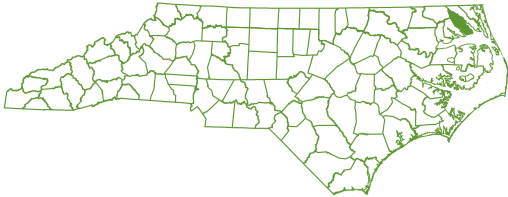
ORANGE COUNTY

Census of Agriculture - 2022		Crops - 2023	Acres Harvested	Yield	Production	Rank
Total Acres in County	254,420	Corn for Grain: Bu.	2,200	141.8	312,000	55
Number of Farms	687	Cotton: Lbs: Production in 480 Lb Bales	*	*	*	*
Total Land in Farms: Acres	53,068	Peanuts: Lbs	*	*	*	*
Average Farm Size: Acres	77	Soybeans: Bu.	3,480	36.5	127,000	60
Harvested Cropland: Acres	15,821	Sweet Potatoes: Cwt.	*	*	*	*
Average Age of Farmers	58.1	Wheat: Bu.	830	77.8	64,600	57
Average Value of Farm & Buildings	\$463,912,000					
Average Market Value of Machinery & Equipment	\$38,244,000					
Average Total Farm Production Expense	\$47,909					
		Livestock			Number	Rank
		Broilers Produced (2023)			7,000	57
		Cattle, All (Jan. 1, 2024)			6,500	41
		Beef Cows (Jan. 1, 2024)			3,500	28
		Milk Cows (Jan. 1, 2024)			*	*
		Hogs and Pigs (Dec. 1, 2023)			*	*
		Layers (Dec. 1, 2023)			220,000	15
		Turkeys Raised (2023)			*	*
		Cash Receipts - 2022 Census			Dollars	Rank
		Livestock, Dairy, and Poultry			14,512,000	55
		Crops			17,519,000	64
		Government Payments			263,000	75
		Total			32,294,000	70

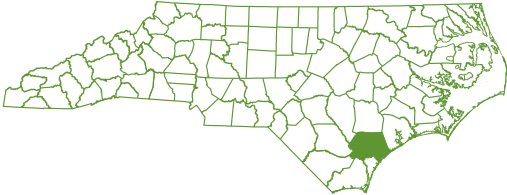
PAMLICO COUNTY

Census of Agriculture - 2022		Crops - 2023	Acres Harvested	Yield	Production	Rank
Total Acres in County	215,366	Corn for Grain: Bu.	15,500	145.9	2,261,000	18
Number of Farms	81	Cotton: Lbs: Production in 480 Lb Bales	*	*	*	*
Total Land in Farms: Acres	54,675	Peanuts: Lbs	*	*	*	*
Average Farm Size: Acres	675	Soybeans: Bu.	16,300	40.8	665,000	34
Harvested Cropland: Acres	38,345	Sweet Potatoes: Cwt.	*	*	*	*
Average Age of Farmers	55.9	Wheat: Bu.	2,430	69.1	168,000	45
Average Value of Farm & Buildings	\$176,154,000					
Average Market Value of Machinery & Equipment	\$27,439,000					
Average Total Farm Production Expense	\$363,904					
		Livestock			Number	Rank
		Broilers Produced (2023)			*	*
		Cattle, All (Jan. 1, 2024)			200	95
		Beef Cows (Jan. 1, 2024)			*	*
		Milk Cows (Jan. 1, 2024)			*	*
		Hogs and Pigs (Dec. 1, 2023)			*	*
		Layers (Dec. 1, 2023)			*	*
		Turkeys Raised (2023)			*	*
		Cash Receipts - 2022 Census			Dollars	Rank
		Livestock, Dairy, and Poultry			91,000	91
		Crops			25,760,000	51
		Government Payments			1,537,000	33
		Total			27,388,000	74

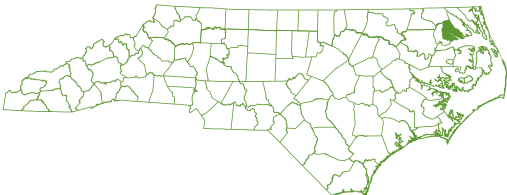
PASQUOTANK COUNTY

Census of Agriculture - 2022		Crops - 2023	Acres Harvested	Yield	Production	Rank
Total Acres in County	145,203	Corn for Grain: Bu.	22,500	178.0	4,005,000	9
Number of Farms	133	Cotton: Lbs: Production in 480 Lb Bales	*	*	*	*
Total Land in Farms: Acres	95,870	Peanuts: Lbs	*	*	*	*
Average Farm Size: Acres	721	Soybeans: Bu.	41,900	46.5	1,948,000	8
Harvested Cropland: Acres	87,584	Sweet Potatoes: Cwt.	*	*	*	*
Average Age of Farmers	56.6	Wheat: Bu.	7,060	78.0	551,000	13
Average Value of Farm & Buildings	\$420,135,000					
Average Market Value of Machinery & Equipment	\$57,270,000					
Average Total Farm Production Expense	\$516,891					
		Livestock			Number	Rank
		Broilers Produced (2023)			*	*
		Cattle, All (Jan. 1, 2024)			400	87
		Beef Cows (Jan. 1, 2024)			200	61
		Milk Cows (Jan. 1, 2024)			*	*
		Hogs and Pigs (Dec. 1, 2023)			*	*
		Layers (Dec. 1, 2023)			*	*
		Turkeys Raised (2023)			*	*
		Cash Receipts - 2022 Census			Dollars	Rank
		Livestock, Dairy, and Poultry			*	*
		Crops			72,606,000	22
		Government Payments			832,000	52
		Total			73,438,000	50

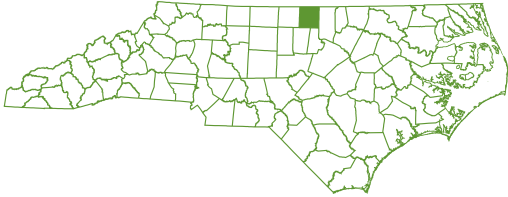
PENDER COUNTY

Census of Agriculture - 2022		Crops - 2023	Acres Harvested	Yield	Production	Rank
Total Acres in County	557,629	Corn for Grain: Bu.	14,700	166.5	2,447,000	16
Number of Farms	354	Cotton: Lbs: Production in 480 Lb Bales	*	*	*	*
Total Land in Farms: Acres	78,903	Peanuts: Lbs	*	*	*	*
Average Farm Size: Acres	223	Soybeans: Bu.	15,400	44.7	689,000	31
Harvested Cropland: Acres	38,476	Sweet Potatoes: Cwt.	*	*	*	*
Average Age of Farmers	55.2	Wheat: Bu.	*	*	*	*
Average Value of Farm & Buildings	\$416,150,000					
Average Market Value of Machinery & Equipment	\$55,371,000					
Average Total Farm Production Expense	\$463,283					
		Livestock			Number	Rank
		Broilers Produced (2023)			9,000,000	26
		Cattle, All (Jan. 1, 2024)			3,000	61
		Beef Cows (Jan. 1, 2024)			*	*
		Milk Cows (Jan. 1, 2024)			*	*
		Hogs and Pigs (Dec. 1, 2023)			240,000	9
		Layers (Dec. 1, 2023)			200,000	16
		Turkeys Raised (2023)			180,000	14
		Cash Receipts - 2022 Census			Dollars	Rank
		Livestock, Dairy, and Poultry			177,437,000	22
		Crops			66,216,000	24
		Government Payments			2,957,000	21
		Total			246,610,000	22

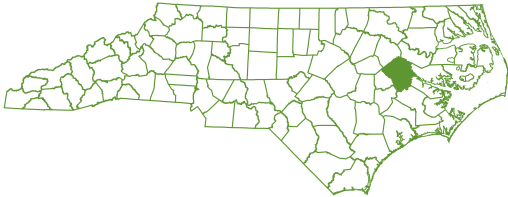
PERQUIMANS COUNTY

Census of Agriculture - 2022		Crops - 2023	Acres Harvested	Yield	Production	Rank
Total Acres in County	158,172	Corn for Grain: Bu.	14,700	169.5	2,492,000	15
Number of Farms	137	Cotton: Lbs: Production in 480 Lb Bales	10,500	960	21,000	12
Total Land in Farms: Acres	78,264	Peanuts: Lbs	*	*	*	*
Average Farm Size: Acres	571	Soybeans: Bu.	42,100	38.1	1,604,000	12
Harvested Cropland: Acres	71,743	Sweet Potatoes: Cwt.	*	*	*	*
Average Age of Farmers	55.7	Wheat: Bu.	14,200	84.6	1,201,000	3
Average Value of Farm & Buildings	\$306,623,000					
Average Market Value of Machinery & Equipment	\$51,638,000					
Average Total Farm Production Expense	\$540,544					
		Livestock			Number	Rank
		Broilers Produced (2023)			6,000,000	35
		Cattle, All (Jan. 1, 2024)			400	87
		Beef Cows (Jan. 1, 2024)			200	61
		Milk Cows (Jan. 1, 2024)			*	*
		Hogs and Pigs (Dec. 1, 2023)			*	*
		Layers (Dec. 1, 2023)			*	*
		Turkeys Raised (2023)			*	*
		Cash Receipts - 2022 Census			Dollars	Rank
		Livestock, Dairy, and Poultry			49,000	97
		Crops			58,025,000	28
		Government Payments			1,985,000	27
		Total			60,059,000	58

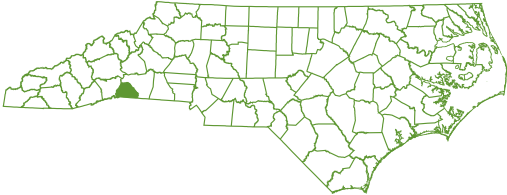
PERSON COUNTY

Census of Agriculture - 2022		Crops - 2023	Acres Harvested	Yield	Production	Rank
Total Acres in County	251,094	Corn for Grain: Bu.	3,840	107.8	414,000	51
Number of Farms	364	Cotton: Lbs: Production in 480 Lb Bales	*	*	*	*
Total Land in Farms: Acres	88,571	Peanuts: Lbs	*	*	*	*
Average Farm Size: Acres	243	Soybeans: Bu.	13,400	28.1	377,000	45
Harvested Cropland: Acres	41,628	Sweet Potatoes: Cwt.	*	*	*	*
Average Age of Farmers	58.5	Wheat: Bu.	6,210	69.7	433,000	23
Average Value of Farm & Buildings	\$439,075,000					
Average Market Value of Machinery & Equipment	\$55,808,000					
Average Total Farm Production Expense	\$113,232					
		Livestock			Number	Rank
		Broilers Produced (2023)			3,000	59
		Cattle, All (Jan. 1, 2024)			7,000	37
		Beef Cows (Jan. 1, 2024)			*	*
		Milk Cows (Jan. 1, 2024)			*	*
		Hogs and Pigs (Dec. 1, 2023)			4,600	32
		Layers (Dec. 1, 2023)			1,700	46
		Turkeys Raised (2023)			*	*
		Cash Receipts - 2022 Census			Dollars	Rank
		Livestock, Dairy, and Poultry			3,644,000	66
		Crops			40,157,000	39
		Government Payments			1,686,000	30
		Total			45,487,000	66

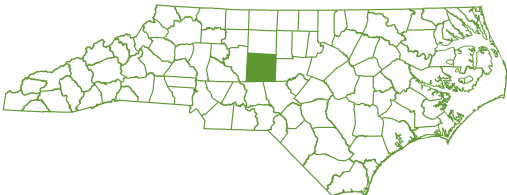
PITT COUNTY

Census of Agriculture - 2022		Crops - 2023	Acres Harvested	Yield	Production	Rank
Total Acres in County	417,514	Corn for Grain: Bu.	17,500	124.4	2,177,000	20
Number of Farms	367	Cotton: Lbs: Production in 480 Lb Bales	13,200	847	23,300	11
Total Land in Farms: Acres	151,433	Peanuts: Lbs	9,830	4,048	39,790,000	4
Average Farm Size: Acres	413	Soybeans: Bu.	59,800	34.9	2,087,000	6
Harvested Cropland: Acres	117,951	Sweet Potatoes: Cwt.	*	*	*	*
Average Age of Farmers	55.8	Wheat: Bu.	8,630	57.4	495,000	17
Average Value of Farm & Buildings	\$624,771,000					
Average Market Value of Machinery & Equipment	\$113,892,000					
Average Total Farm Production Expense	\$699,014					
		Livestock			Number	Rank
		Broilers Produced (2023)			16,000,000	19
		Cattle, All (Jan. 1, 2024)			3,500	57
		Beef Cows (Jan. 1, 2024)			1,900	35
		Milk Cows (Jan. 1, 2024)			*	*
		Hogs and Pigs (Dec. 1, 2023)			245,000	7
		Layers (Dec. 1, 2023)			1,300	50
		Turkeys Raised (2023)			*	*
		Cash Receipts - 2022 Census			Dollars	Rank
		Livestock, Dairy, and Poultry			244,340,000	17
		Crops			97,301,000	14
		Government Payments			6,942,000	3
		Total			348,583,000	13

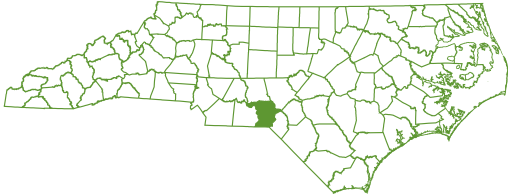
POLK COUNTY

Census of Agriculture - 2022		Crops - 2023	Acres Harvested	Yield	Production	Rank
Total Acres in County	152,120	Corn for Grain: Bu.	*	*	*	*
Number of Farms	274	Cotton: Lbs: Production in 480 Lb Bales	*	*	*	*
Total Land in Farms: Acres	24,076	Peanuts: Lbs	*	*	*	*
Average Farm Size: Acres	88	Soybeans: Bu.	*	*	*	*
Harvested Cropland: Acres	5,503	Sweet Potatoes: Cwt.	*	*	*	*
Average Age of Farmers	60.9	Wheat: Bu.	*	*	*	*
Average Value of Farm & Buildings	\$182,419,000					
Average Market Value of Machinery & Equipment	\$16,459,000					
Average Total Farm Production Expense	\$40,494					
		Livestock			Number	Rank
		Broilers Produced (2023)			*	*
		Cattle, All (Jan. 1, 2024)			2,800	64
		Beef Cows (Jan. 1, 2024)			1,600	38
		Milk Cows (Jan. 1, 2024)			*	*
		Hogs and Pigs (Dec. 1, 2023)			100	50
		Layers (Dec. 1, 2023)			*	*
		Turkeys Raised (2023)			*	*
		Cash Receipts - 2022 Census			Dollars	Rank
		Livestock, Dairy, and Poultry			1,592,000	71
		Crops			1,895,000	94
		Government Payments			226,000	77
		Total			3,713,000	91

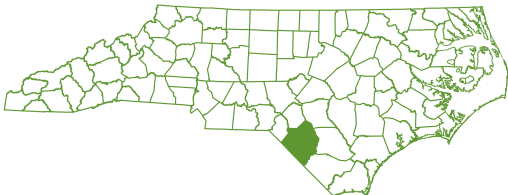
RANDOLPH COUNTY

Census of Agriculture - 2022		Crops - 2023	Acres Harvested	Yield	Production	Rank
Total Acres in County	500,678	Corn for Grain: Bu.	10,500	115.0	1,208,000	31
Number of Farms	1,238	Cotton: Lbs: Production in 480 Lb Bales	*	*	*	*
Total Land in Farms: Acres	131,301	Peanuts: Lbs	*	*	*	*
Average Farm Size: Acres	106	Soybeans: Bu.	9,640	38.4	370,000	46
Harvested Cropland: Acres	48,434	Sweet Potatoes: Cwt.	*	*	*	*
Average Age of Farmers	56.7	Wheat: Bu.	4,490	71.0	319,000	30
Average Value of Farm & Buildings	\$817,377,000					
Average Market Value of Machinery & Equipment	\$129,073,000					
Average Total Farm Production Expense	\$245,890					
		Livestock			Number	Rank
		Broilers Produced (2023)			40,000,000	8
		Cattle, All (Jan. 1, 2024)			46,000	1
		Beef Cows (Jan. 1, 2024)			16,000	2
		Milk Cows (Jan. 1, 2024)			8,700	2
		Hogs and Pigs (Dec. 1, 2023)			13,000	30
		Layers (Dec. 1, 2023)			990,000	2
		Turkeys Raised (2023)			*	*
		Cash Receipts - 2022 Census			Dollars	Rank
		Livestock, Dairy, and Poultry			425,269,000	9
		Crops			25,469,000	52
		Government Payments			1,022,000	44
		Total			451,760,000	9

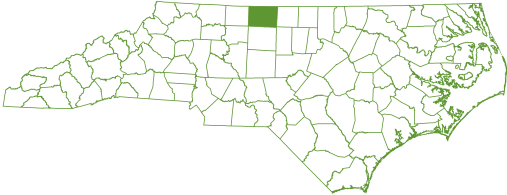
RICHMOND COUNTY

Census of Agriculture - 2022		Crops - 2023	Acres Harvested	Yield	Production	Rank
Total Acres in County	303,169	Corn for Grain: Bu.	*	*	*	*
Number of Farms	261	Cotton: Lbs: Production in 480 Lb Bales	*	*	*	*
Total Land in Farms: Acres	57,946	Peanuts: Lbs	*	*	*	*
Average Farm Size: Acres	222	Soybeans: Bu.	*	*	*	*
Harvested Cropland: Acres	10,448	Sweet Potatoes: Cwt.	*	*	*	*
Average Age of Farmers	57.4	Wheat: Bu.	*	*	*	*
Average Value of Farm & Buildings	\$286,494,000					
Average Market Value of Machinery & Equipment	\$27,386,000					
Average Total Farm Production Expense	\$799,456					
		Livestock			Number	Rank
		Broilers Produced (2023)			42,000,000	6
		Cattle, All (Jan. 1, 2024)			3,800	56
		Beef Cows (Jan. 1, 2024)			1,900	35
		Milk Cows (Jan. 1, 2024)			*	*
		Hogs and Pigs (Dec. 1, 2023)			46,000	23
		Layers (Dec. 1, 2023)			90,000	22
		Turkeys Raised (2023)			*	*
		Cash Receipts - 2022 Census			Dollars	Rank
		Livestock, Dairy, and Poultry			347,938,000	10
		Crops			5,186,000	87
		Government Payments			247,000	76
		Total			353,371,000	12

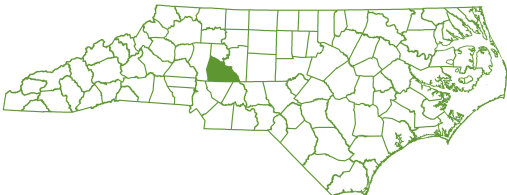
ROBESON COUNTY

Census of Agriculture - 2022		Crops - 2023	Acres Harvested	Yield	Production	Rank
Total Acres in County	606,255	Corn for Grain: Bu.	61,700	157.5	9,715,000	1
Number of Farms	732	Cotton: Lbs: Production in 480 Lb Bales	12,200	940	23,900	10
Total Land in Farms: Acres	263,080	Peanuts: Lbs	*	*	*	*
Average Farm Size: Acres	359	Soybeans: Bu.	79,900	40.2	3,210,000	1
Harvested Cropland: Acres	177,069	Sweet Potatoes: Cwt.	*	*	*	*
Average Age of Farmers	59.2	Wheat: Bu.	26,800	59.3	1,589,000	2
Average Value of Farm & Buildings	\$1,025,228,000					
Average Market Value of Machinery & Equipment	\$147,865,000					
Average Total Farm Production Expense	\$556,584					
		Livestock			Number	Rank
		Broilers Produced (2023)			48,000,000	5
		Cattle, All (Jan. 1, 2024)			8,000	33
		Beef Cows (Jan. 1, 2024)			4,200	24
		Milk Cows (Jan. 1, 2024)			*	*
		Hogs and Pigs (Dec. 1, 2023)			330,000	6
		Layers (Dec. 1, 2023)			1,600	47
		Turkeys Raised (2023)			*	*
		Cash Receipts - 2022 Census			Dollars	Rank
		Livestock, Dairy, and Poultry			519,451,000	5
		Crops			116,604,000	8
		Government Payments			4,347,000	11
		Total			640,402,000	4

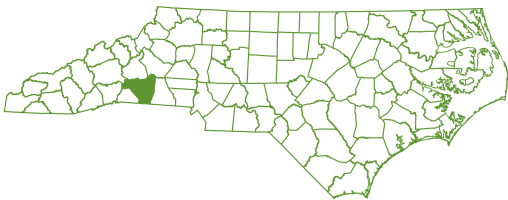
ROCKINGHAM COUNTY

Census of Agriculture - 2022		Crops - 2023	Acres Harvested	Yield	Production	Rank
Total Acres in County	362,003	Corn for Grain: Bu.	3,010	137.2	413,000	52
Number of Farms	769	Cotton: Lbs: Production in 480 Lb Bales	*	*	*	*
Total Land in Farms: Acres	109,295	Peanuts: Lbs	*	*	*	*
Average Farm Size: Acres	142	Soybeans: Bu.	7,800	37.4	292,000	49
Harvested Cropland: Acres	31,560	Sweet Potatoes: Cwt.	*	*	*	*
Average Age of Farmers	60.1	Wheat: Bu.	3,300	60.6	200,000	39
Average Value of Farm & Buildings	\$556,235,000					
Average Market Value of Machinery & Equipment	\$56,424,000					
Average Total Farm Production Expense	\$38,685					
		Livestock			Number	Rank
		Broilers Produced (2023)			*	*
		Cattle, All (Jan. 1, 2024)			11,000	21
		Beef Cows (Jan. 1, 2024)			*	*
		Milk Cows (Jan. 1, 2024)			*	*
		Hogs and Pigs (Dec. 1, 2023)			500	36
		Layers (Dec. 1, 2023)			*	*
		Turkeys Raised (2023)			*	*
		Cash Receipts - 2022 Census			Dollars	Rank
		Livestock, Dairy, and Poultry			3,211,000	67
		Crops			18,402,000	61
		Government Payments			1,577,000	32
		Total			23,190,000	76

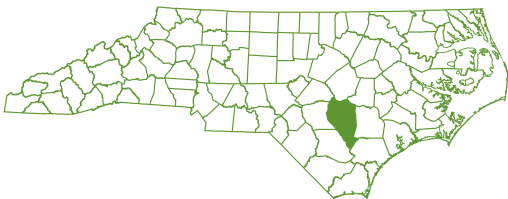
ROWAN COUNTY

Census of Agriculture - 2022		Crops - 2023	Acres Harvested	Yield	Production	Rank
Total Acres in County	327,346	Corn for Grain: Bu.	9,900	136.0	1,346,000	29
Number of Farms	801	Cotton: Lbs: Production in 480 Lb Bales	*	*	*	*
Total Land in Farms: Acres	104,888	Peanuts: Lbs	*	*	*	*
Average Farm Size: Acres	131	Soybeans: Bu.	21,200	42.3	897,000	25
Harvested Cropland: Acres	54,713	Sweet Potatoes: Cwt.	*	*	*	*
Average Age of Farmers	58	Wheat: Bu.	6,590	86.6	571,000	10
Average Value of Farm & Buildings	\$711,181,000					
Average Market Value of Machinery & Equipment	\$97,649,000					
Average Total Farm Production Expense	\$103,140					
		Livestock			Number	Rank
		Broilers Produced (2023)			3,300,000	45
		Cattle, All (Jan. 1, 2024)			19,000	10
		Beef Cows (Jan. 1, 2024)			8,300	11
		Milk Cows (Jan. 1, 2024)			1,200	4
		Hogs and Pigs (Dec. 1, 2023)			*	*
		Layers (Dec. 1, 2023)			*	*
		Turkeys Raised (2023)			*	*
		Cash Receipts - 2022 Census			Dollars	Rank
		Livestock, Dairy, and Poultry			42,030,000	44
		Crops			50,005,000	31
		Government Payments			476,000	65
		Total			92,511,000	46

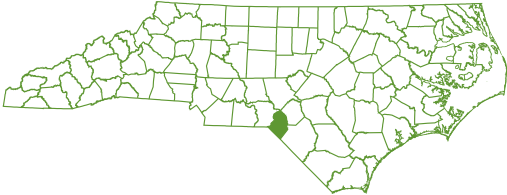
RUTHERFORD COUNTY

Census of Agriculture - 2022		Crops - 2023	Acres Harvested	Yield	Production	Rank
Total Acres in County	361,883	Corn for Grain: Bu.	570	97.0	55,300	70
Number of Farms	614	Cotton: Lbs: Production in 480 Lb Bales	*	*	*	*
Total Land in Farms: Acres	63,632	Peanuts: Lbs	*	*	*	*
Average Farm Size: Acres	104	Soybeans: Bu.	*	*	*	*
Harvested Cropland: Acres	15,717	Sweet Potatoes: Cwt.	*	*	*	*
Average Age of Farmers	57	Wheat: Bu.	*	*	*	*
Average Value of Farm & Buildings	\$450,990,000					
Average Market Value of Machinery & Equipment	\$40,371,000					
Average Total Farm Production Expense	\$104,848					
		Livestock			Number	Rank
		Broilers Produced (2023)			11,500,000	23
		Cattle, All (Jan. 1, 2024)			11,000	21
		Beef Cows (Jan. 1, 2024)			5,800	15
		Milk Cows (Jan. 1, 2024)			*	*
		Hogs and Pigs (Dec. 1, 2023)			200	43
		Layers (Dec. 1, 2023)			100,000	19
		Turkeys Raised (2023)			*	*
		Cash Receipts - 2022 Census			Dollars	Rank
		Livestock, Dairy, and Poultry			90,745,000	32
		Crops			5,058,000	88
		Government Payments			71,000	91
		Total			95,874,000	42


SAMPSON COUNTY

Census of Agriculture - 2022		Crops - 2023	Acres Harvested	Yield	Production	Rank
Total Acres in County	605,249	Corn for Grain: Bu.	33,000	158.9	5,243,000	5
Number of Farms	882	Cotton: Lbs: Production in 480 Lb Bales	10,300	932	20,000	13
Total Land in Farms: Acres	292,205	Peanuts: Lbs	*	*	*	*
Average Farm Size: Acres	331	Soybeans: Bu.	65,400	41.6	2,721,000	2
Harvested Cropland: Acres	175,011	Sweet Potatoes: Cwt.	*	*	*	*
Average Age of Farmers	57.1	Wheat: Bu.	14,200	64.0	909,000	4
Average Value of Farm & Buildings	\$1,509,628,000					
Average Market Value of Machinery & Equipment	\$268,221,000					
Average Total Farm Production Expense	\$1,662,734					
		Livestock			Number	Rank
		Broilers Produced (2023)			70,000,000	2
		Cattle, All (Jan. 1, 2024)			20,500	8
		Beef Cows (Jan. 1, 2024)			*	*
		Milk Cows (Jan. 1, 2024)			*	*
		Hogs and Pigs (Dec. 1, 2023)			1,750,000	2
		Layers (Dec. 1, 2023)			525,000	6
		Turkeys Raised (2023)			7,000,000	1
		Cash Receipts - 2022 Census			Dollars	Rank
		Livestock, Dairy, and Poultry			1,914,984,000	1
		Crops			263,679,000	1
		Government Payments			13,015,000	1
		Total			2,191,678,000	1

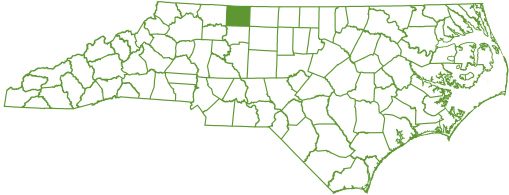
SCOTLAND COUNTY

Census of Agriculture - 2022		Crops - 2023	Acres Harvested	Yield	Production	Rank
Total Acres in County	204,246	Corn for Grain: Bu.	6,500	119.1	774,000	43
Number of Farms	121	Cotton: Lbs: Production in 480 Lb Bales	*	*	*	*
Total Land in Farms: Acres	51,025	Peanuts: Lbs	*	*	*	*
Average Farm Size: Acres	422	Soybeans: Bu.	*	*	*	*
Harvested Cropland: Acres	24,640	Sweet Potatoes: Cwt.	*	*	*	*
Average Age of Farmers	53.7	Wheat: Bu.	*	*	*	*
Average Value of Farm & Buildings	\$240,299,000					
Average Market Value of Machinery & Equipment	\$19,797,000					
Average Total Farm Production Expense	\$989,130					
		Livestock			Number	Rank
		Broilers Produced (2023)			20,000,000	17
		Cattle, All (Jan. 1, 2024)			900	80
		Beef Cows (Jan. 1, 2024)			500	53
		Milk Cows (Jan. 1, 2024)			*	*
		Hogs and Pigs (Dec. 1, 2023)			*	*
		Layers (Dec. 1, 2023)			*	*
		Turkeys Raised (2023)			*	*
		Cash Receipts - 2022 Census			Dollars	Rank
		Livestock, Dairy, and Poultry			259,000	83
		Crops			18,176,000	63
		Government Payments			477,000	64
		Total			18,912,000	78

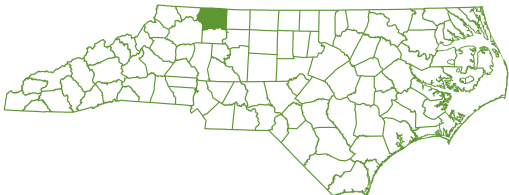
STANLY COUNTY

Census of Agriculture - 2022		Crops - 2023	Acres Harvested	Yield	Production	Rank
Total Acres in County	252,881	Corn for Grain: Bu.	12,700	120.4	1,529,000	27
Number of Farms	649	Cotton: Lbs: Production in 480 Lb Bales	8,000	990	16,500	14
Total Land in Farms: Acres	109,164	Peanuts: Lbs	*	*	*	*
Average Farm Size: Acres	168	Soybeans: Bu.	18,200	34.3	624,000	36
Harvested Cropland: Acres	60,934	Sweet Potatoes: Cwt.	*	*	*	*
Average Age of Farmers	58.5	Wheat: Bu.	8,380	64.9	544,000	14
Average Value of Farm & Buildings	\$609,134,000					
Average Market Value of Machinery & Equipment	\$66,155,000					
Average Total Farm Production Expense	\$100,252					
		Livestock			Number	Rank
		Broilers Produced (2023)			6,000,000	35
		Cattle, All (Jan. 1, 2024)			13,500	16
		Beef Cows (Jan. 1, 2024)			*	*
		Milk Cows (Jan. 1, 2024)			*	*
		Hogs and Pigs (Dec. 1, 2023)			400	39
		Layers (Dec. 1, 2023)			2,000	40
		Turkeys Raised (2023)			540,000	11
		Cash Receipts - 2022 Census			Dollars	Rank
		Livestock, Dairy, and Poultry			47,745,000	42
		Crops			42,034,000	37
		Government Payments			1,208,000	40
		Total			90,987,000	47

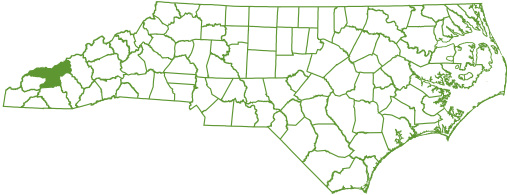
STOKES COUNTY

Census of Agriculture - 2022		Crops - 2023	Acres Harvested	Yield	Production	Rank
Total Acres in County	287,368	Corn for Grain: Bu.	1,900	133.2	253,000	59
Number of Farms	726	Cotton: Lbs: Production in 480 Lb Bales	*	*	*	*
Total Land in Farms: Acres	81,361	Peanuts: Lbs	*	*	*	*
Average Farm Size: Acres	112	Soybeans: Bu.	1,700	35.1	59,700	66
Harvested Cropland: Acres	21,807	Sweet Potatoes: Cwt.	*	*	*	*
Average Age of Farmers	58.7	Wheat: Bu.	220	65.0	14,300	61
Average Value of Farm & Buildings	\$393,963,000					
Average Market Value of Machinery & Equipment	\$49,094,000					
Average Total Farm Production Expense	\$58,179					
		Livestock			Number	Rank
		Broilers Produced (2023)			*	*
		Cattle, All (Jan. 1, 2024)			11,500	20
		Beef Cows (Jan. 1, 2024)			4,000	25
		Milk Cows (Jan. 1, 2024)			*	*
		Hogs and Pigs (Dec. 1, 2023)			200	43
		Layers (Dec. 1, 2023)			110,000	17
		Turkeys Raised (2023)			*	*
		Cash Receipts - 2022 Census			Dollars	Rank
		Livestock, Dairy, and Poultry			40,158,000	47
		Crops			12,326,000	73
		Government Payments			901,000	50
		Total			53,385,000	61

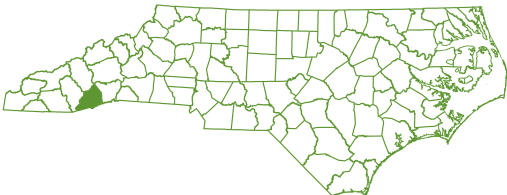
SURRY COUNTY

Census of Agriculture - 2022		Crops - 2023	Acres Harvested	Yield	Production	Rank
Total Acres in County	341,608	Corn for Grain: Bu.	12,100	174.3	2,109,000	22
Number of Farms	933	Cotton: Lbs: Production in 480 Lb Bales	*	*	*	*
Total Land in Farms: Acres	105,791	Peanuts: Lbs	*	*	*	*
Average Farm Size: Acres	113	Soybeans: Bu.	10,800	45.0	486,000	40
Harvested Cropland: Acres	45,535	Sweet Potatoes: Cwt.	*	*	*	*
Average Age of Farmers	58.8	Wheat: Bu.	2,130	79.8	170,000	44
Average Value of Farm & Buildings	\$690,702,000					
Average Market Value of Machinery & Equipment	\$111,056,000					
Average Total Farm Production Expense	\$235,255					
		Livestock			Number	Rank
		Broilers Produced (2023)			32,000,000	10
		Cattle, All (Jan. 1, 2024)			19,000	10
		Beef Cows (Jan. 1, 2024)			10,400	8
		Milk Cows (Jan. 1, 2024)			200	18
		Hogs and Pigs (Dec. 1, 2023)			21,000	28
		Layers (Dec. 1, 2023)			860,000	4
		Turkeys Raised (2023)			*	*
		Cash Receipts - 2022 Census			Dollars	Rank
		Livestock, Dairy, and Poultry			291,341,000	14
		Crops			38,858,000	41
		Government Payments			505,000	63
		Total			330,704,000	15

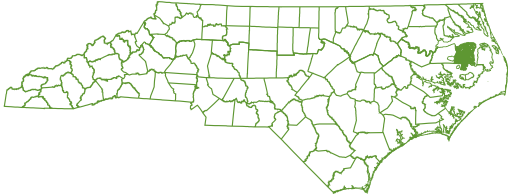
SWAIN COUNTY

Census of Agriculture - 2022		Crops - 2023	Acres Harvested	Yield	Production	Rank
Total Acres in County	337,747	Corn for Grain: Bu.	*	*	*	*
Number of Farms	70	Cotton: Lbs: Production in 480 Lb Bales	*	*	*	*
Total Land in Farms: Acres	3,930	Peanuts: Lbs	*	*	*	*
Average Farm Size: Acres	56	Soybeans: Bu.	*	*	*	*
Harvested Cropland: Acres	536	Sweet Potatoes: Cwt.	*	*	*	*
Average Age of Farmers	56.7	Wheat: Bu.	*	*	*	*
Average Value of Farm & Buildings	\$39,846,000					
Average Market Value of Machinery & Equipment	\$3,230,000					
Average Total Farm Production Expense	\$20,658					
		Livestock			Number	Rank
		Broilers Produced (2023)			*	*
		Cattle, All (Jan. 1, 2024)			400	87
		Beef Cows (Jan. 1, 2024)			*	*
		Milk Cows (Jan. 1, 2024)			*	*
		Hogs and Pigs (Dec. 1, 2023)			*	*
		Layers (Dec. 1, 2023)			*	*
		Turkeys Raised (2023)			*	*
		Cash Receipts - 2022 Census			Dollars	Rank
		Livestock, Dairy, and Poultry			147,000	88
		Crops			46,000	100
		Government Payments			17,000	95
		Total			210,000	100

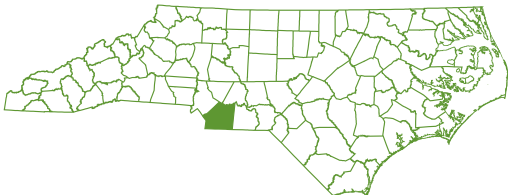
TRANSYLVANIA COUNTY

Census of Agriculture - 2022		Crops - 2023	Acres Harvested	Yield	Production	Rank
Total Acres in County	242,189	Corn for Grain: Bu.	1,590	166.0	264,000	58
Number of Farms	142	Cotton: Lbs: Production in 480 Lb Bales	*	*	*	*
Total Land in Farms: Acres	11,537	Peanuts: Lbs	*	*	*	*
Average Farm Size: Acres	81	Soybeans: Bu.	*	*	*	*
Harvested Cropland: Acres	2,423	Sweet Potatoes: Cwt.	*	*	*	*
Average Age of Farmers	60.9	Wheat: Bu.	*	*	*	*
Average Value of Farm & Buildings	\$108,781,000					
Average Market Value of Machinery & Equipment	\$8,250,000					
Average Total Farm Production Expense	\$64,888					
		Livestock			Number	Rank
		Broilers Produced (2023)			*	*
		Cattle, All (Jan. 1, 2024)			1,200	77
		Beef Cows (Jan. 1, 2024)			700	51
		Milk Cows (Jan. 1, 2024)			*	*
		Hogs and Pigs (Dec. 1, 2023)			*	*
		Layers (Dec. 1, 2023)			1,400	49
		Turkeys Raised (2023)			*	*
		Cash Receipts - 2022			Dollars	Rank
		Livestock, Dairy, and Poultry			2,973,000	68
		Crops			6,473,000	85
		Government Payments			*	*
		Total			9,446,000	87

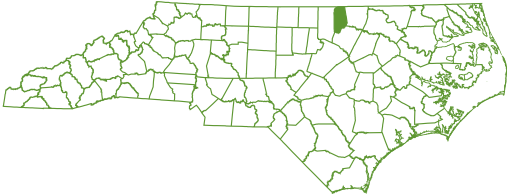
TYRRELL COUNTY

Census of Agriculture - 2022		Crops - 2023	Acres Harvested	Yield	Production	Rank
Total Acres in County	250,098	Corn for Grain: Bu.	24,800	177.8	4,409,000	7
Number of Farms	73	Cotton: Lbs: Production in 480 Lb Bales	*	*	*	*
Total Land in Farms: Acres	63,761	Peanuts: Lbs	*	*	*	*
Average Farm Size: Acres	873	Soybeans: Bu.	29,700	49.3	1,464,000	19
Harvested Cropland: Acres	54,166	Sweet Potatoes: Cwt.	*	*	*	*
Average Age of Farmers	58.6	Wheat: Bu.	*	*	*	*
Average Value of Farm & Buildings	\$244,563,000					
Average Market Value of Machinery & Equipment	\$40,426,000					
Average Total Farm Production Expense	\$618,596					
		Livestock			Number	Rank
		Broilers Produced (2023)			*	*
		Cattle, All (Jan. 1, 2024)			200	95
		Beef Cows (Jan. 1, 2024)			100	65
		Milk Cows (Jan. 1, 2024)			*	*
		Hogs and Pigs (Dec. 1, 2023)			*	*
		Layers (Dec. 1, 2023)			*	*
		Turkeys Raised (2023)			*	*
		Cash Receipts - 2022 Census			Dollars	Rank
		Livestock, Dairy, and Poultry			60,000	96
		Crops			48,848,000	32
		Government Payments			1,406,000	35
		Total			50,314,000	63

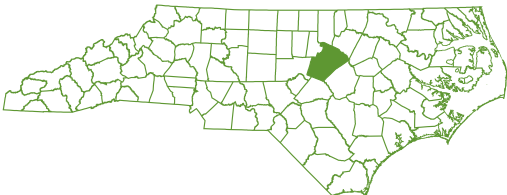
UNION COUNTY

Census of Agriculture - 2022		Crops - 2023	Acres Harvested	Yield	Production	Rank
Total Acres in County	404,347	Corn for Grain: Bu.	31,400	136.6	4,288,000	8
Number of Farms	882	Cotton: Lbs: Production in 480 Lb Bales	*	*	*	*
Total Land in Farms: Acres	212,066	Peanuts: Lbs	*	*	*	*
Average Farm Size: Acres	240	Soybeans: Bu.	58,100	42.2	2,449,000	4
Harvested Cropland: Acres	141,311	Sweet Potatoes: Cwt.	*	*	*	*
Average Age of Farmers	59.6	Wheat: Bu.	38,200	75.7	2,892,000	1
Average Value of Farm & Buildings	\$1,303,876,000					
Average Market Value of Machinery & Equipment	\$144,680,000					
Average Total Farm Production Expense	\$402,576					
		Livestock			Number	Rank
		Broilers Produced (2023)			42,000,000	6
		Cattle, All (Jan. 1, 2024)			18,000	12
		Beef Cows (Jan. 1, 2024)			10,500	6
		Milk Cows (Jan. 1, 2024)			100	21
		Hogs and Pigs (Dec. 1, 2023)			*	*
		Layers (Dec. 1, 2023)			*	*
		Turkeys Raised (2023)			3,000,000	4
		Cash Receipts - 2022 Census			Dollars	Rank
		Livestock, Dairy, and Poultry			461,068,000	7
		Crops			124,777,000	6
		Government Payments			1,013,000	46
		Total			586,858,000	6

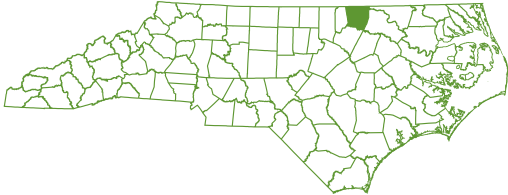
VANCE COUNTY

Census of Agriculture - 2022		Crops - 2023	Acres Harvested	Yield	Production	Rank
Total Acres in County	161,534	Corn for Grain: Bu.	*	*	*	*
Number of Farms	170	Cotton: Lbs: Production in 480 Lb Bales	*	*	*	*
Total Land in Farms: Acres	38,231	Peanuts: Lbs	*	*	*	*
Average Farm Size: Acres	225	Soybeans: Bu.	7,290	29.5	215,000	56
Harvested Cropland: Acres	13,536	Sweet Potatoes: Cwt.	*	*	*	*
Average Age of Farmers	61.7	Wheat: Bu.	1,440	65.3	94,100	54
Average Value of Farm & Buildings	\$160,585,000					
Average Market Value of Machinery & Equipment	\$17,805,000					
Average Total Farm Production Expense	\$61,994					
		Livestock			Number	Rank
		Broilers Produced (2023)			*	*
		Cattle, All (Jan. 1, 2024)			1,000	78
		Beef Cows (Jan. 1, 2024)			*	*
		Milk Cows (Jan. 1, 2024)			*	*
		Hogs and Pigs (Dec. 1, 2023)			*	*
		Layers (Dec. 1, 2023)			1,200	52
		Turkeys Raised (2023)			*	*
		Cash Receipts - 2022 Census			Dollars	Rank
		Livestock, Dairy, and Poultry			508,000	80
		Crops			10,870,000	77
		Government Payments			408,000	69
		Total			11,786,000	84

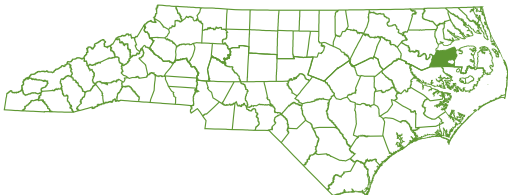
WAKE COUNTY

Census of Agriculture - 2022		Crops - 2023	Acres Harvested	Yield	Production	Rank
Total Acres in County	534,278	Corn for Grain: Bu.	900	109.0	98,100	67
Number of Farms	664	Cotton: Lbs: Production in 480 Lb Bales	*	*	*	*
Total Land in Farms: Acres	62,323	Peanuts: Lbs	*	*	*	*
Average Farm Size: Acres	94	Soybeans: Bu.	10,300	25.5	263,000	51
Harvested Cropland: Acres	26,744	Sweet Potatoes: Cwt.	600	155	91,500	6
Average Age of Farmers	56.7	Wheat: Bu.	1,650	51.3	84,600	55
Average Value of Farm & Buildings	\$917,269,000					
Average Market Value of Machinery & Equipment	\$64,424,000					
Average Total Farm Production Expense	\$97,788					
		Livestock			Number	Rank
		Broilers Produced (2023)			6,000	58
		Cattle, All (Jan. 1, 2024)			3,900	55
		Beef Cows (Jan. 1, 2024)			1,700	37
		Milk Cows (Jan. 1, 2024)			400	14
		Hogs and Pigs (Dec. 1, 2023)			*	*
		Layers (Dec. 1, 2023)			6,000	27
		Turkeys Raised (2023)			4,000	16
		Cash Receipts - 2022			Dollars	Rank
		Livestock, Dairy, and Poultry			9,282,000	59
		Crops			52,323,000	29
		Government Payments			1,408,000	34
		Total			63,013,000	56

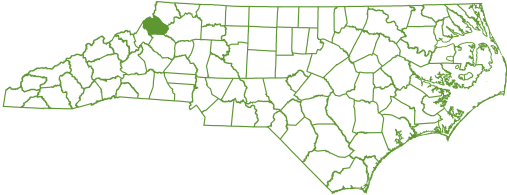
WARREN COUNTY

Census of Agriculture - 2022		Crops - 2023	Acres Harvested	Yield	Production	Rank
Total Acres in County	274,614	Corn for Grain: Bu.	2,040	108.3	221,000	62
Number of Farms	237	Cotton: Lbs: Production in 480 Lb Bales	*	*	*	*
Total Land in Farms: Acres	63,669	Peanuts: Lbs	*	*	*	*
Average Farm Size: Acres	269	Soybeans: Bu.	11,000	21.9	241,000	54
Harvested Cropland: Acres	23,443	Sweet Potatoes: Cwt.	*	*	*	*
Average Age of Farmers	61.3	Wheat: Bu.	2,770	66.1	183,000	42
Average Value of Farm & Buildings	\$300,579,000					
Average Market Value of Machinery & Equipment	\$27,384,000					
Average Total Farm Production Expense	\$162,336					
		Livestock			Number	Rank
		Broilers Produced (2023)			*	*
		Cattle, All (Jan. 1, 2024)			7,000	37
		Beef Cows (Jan. 1, 2024)			*	*
		Milk Cows (Jan. 1, 2024)			*	*
		Hogs and Pigs (Dec. 1, 2023)			20,000	29
		Layers (Dec. 1, 2023)			*	*
		Turkeys Raised (2023)			*	*
		Cash Receipts - 2022 Census			Dollars	Rank
		Livestock, Dairy, and Poultry			1,622,000	70
		Crops			14,013,000	70
		Government Payments			395,000	71
		Total			16,030,000	80

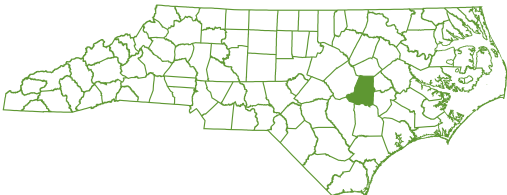
WASHINGTON COUNTY

Census of Agriculture - 2022		Crops - 2023	Acres Harvested	Yield	Production	Rank
Total Acres in County	221,766	Corn for Grain: Bu.	33,300	172.7	5,751,000	4
Number of Farms	110	Cotton: Lbs: Production in 480 Lb Bales	*	*	*	*
Total Land in Farms: Acres	76,554	Peanuts: Lbs	*	*	*	*
Average Farm Size: Acres	696	Soybeans: Bu.	41,300	54.6	2,255,000	5
Harvested Cropland: Acres	68,751	Sweet Potatoes: Cwt.	*	*	*	*
Average Age of Farmers	60.4	Wheat: Bu.	*	*	*	*
Average Value of Farm & Buildings	\$317,833,000					
Average Market Value of Machinery & Equipment	\$56,123,000					
Average Total Farm Production Expense	\$465,024					
		Livestock			Number	Rank
		Broilers Produced (2023)			*	*
		Cattle, All (Jan. 1, 2024)			700	83
		Beef Cows (Jan. 1, 2024)			300	56
		Milk Cows (Jan. 1, 2024)			*	*
		Hogs and Pigs (Dec. 1, 2023)			*	*
		Layers (Dec. 1, 2023)			*	*
		Turkeys Raised (2023)			*	*
		Cash Receipts - 2022 Census			Dollars	Rank
		Livestock, Dairy, and Poultry			1,000	99
		Crops			70,564,000	23
		Government Payments			2,742,000	23
		Total			73,307,000	51

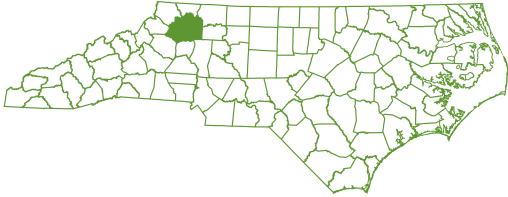
WATAUGA COUNTY

Census of Agriculture - 2022		Crops - 2023	Acres Harvested	Yield	Production	Rank
Total Acres in County	199,948	Corn for Grain: Bu.	*	*	*	*
Number of Farms	400	Cotton: Lbs: Production in 480 Lb Bales	*	*	*	*
Total Land in Farms: Acres	29,402	Peanuts: Lbs	*	*	*	*
Average Farm Size: Acres	74	Soybeans: Bu.	*	*	*	*
Harvested Cropland: Acres	7,685	Sweet Potatoes: Cwt.	*	*	*	*
Average Age of Farmers	60.3	Wheat: Bu.	*	*	*	*
Average Value of Farm & Buildings	\$260,799,000					
Average Market Value of Machinery & Equipment	\$30,844,000					
Average Total Farm Production Expense	\$36,397					
		Livestock			Number	Rank
		Broilers Produced (2023)			*	*
		Cattle, All (Jan. 1, 2024)			5,700	43
		Beef Cows (Jan. 1, 2024)			*	*
		Milk Cows (Jan. 1, 2024)			*	*
		Hogs and Pigs (Dec. 1, 2023)			*	*
		Layers (Dec. 1, 2023)			1,600	47
		Turkeys Raised (2023)			*	*
		Cash Receipts - 2022 Census			Dollars	Rank
		Livestock, Dairy, and Poultry			3,885,000	65
		Crops			9,026,000	80
		Government Payments			936,000	48
		Total			13,847,000	83

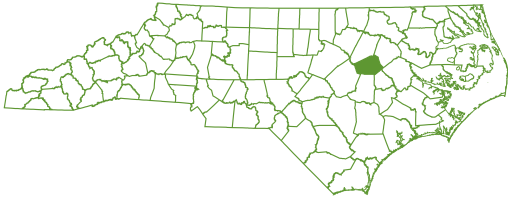
WAYNE COUNTY

Census of Agriculture - 2022		Crops - 2023	Acres Harvested	Yield	Production	Rank
Total Acres in County	354,507	Corn for Grain: Bu.	20,100	134.9	2,711,000	14
Number of Farms	415	Cotton: Lbs: Production in 480 Lb Bales	4,880	876	8,910	19
Total Land in Farms: Acres	149,752	Peanuts: Lbs	7,450	4,154	30,950,000	7
Average Farm Size: Acres	361	Soybeans: Bu.	57,700	34.5	1,991,000	7
Harvested Cropland: Acres	107,699	Sweet Potatoes: Cwt.	*	*	*	*
Average Age of Farmers	58.1	Wheat: Bu.	13,400	63.3	848,000	6
Average Value of Farm & Buildings	\$637,598,000					
Average Market Value of Machinery & Equipment	\$164,454,000					
Average Total Farm Production Expense	\$1,331,531					
		Livestock			Number	Rank
		Broilers Produced (2023)			9,500,000	25
		Cattle, All (Jan. 1, 2024)			7,500	34
		Beef Cows (Jan. 1, 2024)			*	*
		Milk Cows (Jan. 1, 2024)			*	*
		Hogs and Pigs (Dec. 1, 2023)			395,000	4
		Layers (Dec. 1, 2023)			*	*
		Turkeys Raised (2023)			5,000,000	2
		Cash Receipts - 2022 Census			Dollars	Rank
		Livestock, Dairy, and Poultry			679,664,000	3
		Crops			117,128,000	7
		Government Payments			4,669,000	9
		Total			801,461,000	3

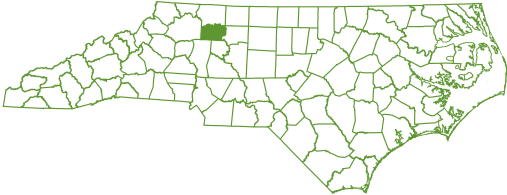
WILKES COUNTY

Census of Agriculture - 2022		Crops - 2023	Acres Harvested	Yield	Production	Rank
Total Acres in County	482,906	Corn for Grain: Bu.	6,100	180.3	1,100,000	33
Number of Farms	871	Cotton: Lbs: Production in 480 Lb Bales	*	*	*	*
Total Land in Farms: Acres	114,778	Peanuts: Lbs	*	*	*	*
Average Farm Size: Acres	132	Soybeans: Bu.	*	*	*	*
Harvested Cropland: Acres	32,466	Sweet Potatoes: Cwt.	*	*	*	*
Average Age of Farmers	57.9	Wheat: Bu.	*	*	*	*
Average Value of Farm & Buildings	\$650,057,000					
Average Market Value of Machinery & Equipment	\$93,345,000					
Average Total Farm Production Expense	\$327,423					
		Livestock			Number	Rank
		Broilers Produced (2023)			54,000,000	3
		Cattle, All (Jan. 1, 2024)			36,000	3
		Beef Cows (Jan. 1, 2024)			15,500	3
		Milk Cows (Jan. 1, 2024)			200	18
		Hogs and Pigs (Dec. 1, 2023)			100	50
		Layers (Dec. 1, 2023)			525,000	6
		Turkeys Raised (2023)			*	*
		Cash Receipts - 2022 Census			Dollars	Rank
		Livestock, Dairy, and Poultry			439,278,000	8
		Crops			14,402,000	69
		Government Payments			528,000	61
		Total			454,208,000	8

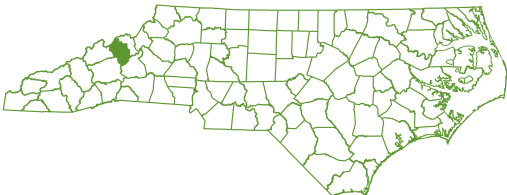
WILSON COUNTY

Census of Agriculture - 2022		Crops - 2023	Acres Harvested	Yield	Production	Rank
Total Acres in County	235,247	Corn for Grain: Bu.	6,020	127.7	769,000	44
Number of Farms	207	Cotton: Lbs: Production in 480 Lb Bales	6,250	806	10,500	16
Total Land in Farms: Acres	126,286	Peanuts: Lbs	*	*	*	*
Average Farm Size: Acres	610	Soybeans: Bu.	38,000	39.5	1,501,000	18
Harvested Cropland: Acres	101,895	Sweet Potatoes: Cwt.	8,100	265	2,162,000	1
Average Age of Farmers	57	Wheat: Bu.	7,820	75.8	593,000	8
Average Value of Farm & Buildings	\$546,247,000					
Average Market Value of Machinery & Equipment	\$66,665,000					
Average Total Farm Production Expense	\$917,019					
		Livestock			Number	Rank
		Broilers Produced (2023)			*	*
		Cattle, All (Jan. 1, 2024)			3,400	58
		Beef Cows (Jan. 1, 2024)			1,600	38
		Milk Cows (Jan. 1, 2024)			*	*
		Hogs and Pigs (Dec. 1, 2023)			*	*
		Layers (Dec. 1, 2023)			*	*
		Turkeys Raised (2023)			*	*
		Cash Receipts - 2022 Census			Dollars	Rank
		Livestock, Dairy, and Poultry			56,776,000	40
		Crops			172,145,000	2
		Government Payments			3,597,000	16
		Total			232,518,000	23

YADKIN COUNTY

Census of Agriculture - 2022		Crops - 2023	Acres Harvested	Yield	Production	Rank
Total Acres in County	214,362	Corn for Grain: Bu.	14,500	155.0	2,248,000	19
Number of Farms	754	Cotton: Lbs: Production in 480 Lb Bales	*	*	*	*
Total Land in Farms: Acres	98,329	Peanuts: Lbs	*	*	*	*
Average Farm Size: Acres	130	Soybeans: Bu.	19,300	39.4	760,000	29
Harvested Cropland: Acres	57,188	Sweet Potatoes: Cwt.	*	*	*	*
Average Age of Farmers	58.6	Wheat: Bu.	3,580	88.0	315,000	31
Average Value of Farm & Buildings	\$613,433,000					
Average Market Value of Machinery & Equipment	\$85,563,000					
Average Total Farm Production Expense	\$204,189					
		Livestock			Number	Rank
		Broilers Produced (2023)			5,000,000	39
		Cattle, All (Jan. 1, 2024)			17,500	13
		Beef Cows (Jan. 1, 2024)			*	*
		Milk Cows (Jan. 1, 2024)			*	*
		Hogs and Pigs (Dec. 1, 2023)			*	*
		Layers (Dec. 1, 2023)			1,950,000	1
		Turkeys Raised (2023)			*	*
		Cash Receipts - 2022 Census			Dollars	Rank
		Livestock, Dairy, and Poultry			144,229,000	26
		Crops			48,232,000	33
		Government Payments			838,000	51
		Total			193,299,000	28

YANCEY COUNTY

Census of Agriculture - 2022		Crops - 2023	Acres Harvested	Yield	Production	Rank
Total Acres in County	200,057	Corn for Grain: Bu.	*	*	*	*
Number of Farms	288	Cotton: Lbs: Production in 480 Lb Bales	*	*	*	*
Total Land in Farms: Acres	21,341	Peanuts: Lbs	*	*	*	*
Average Farm Size: Acres	74	Soybeans: Bu.	*	*	*	*
Harvested Cropland: Acres	4,179	Sweet Potatoes: Cwt.	*	*	*	*
Average Age of Farmers	56.4	Wheat: Bu.	*	*	*	*
Average Value of Farm & Buildings	\$133,606,000					
Average Market Value of Machinery & Equipment	\$17,136,000					
Average Total Farm Production Expense	\$21,102					
		Livestock			Number	Rank
		Broilers Produced (2023)			*	*
		Cattle, All (Jan. 1, 2024)			3,400	58
		Beef Cows (Jan. 1, 2024)			*	*
		Milk Cows (Jan. 1, 2024)			*	*
		Hogs and Pigs (Dec. 1, 2023)			100	50
		Layers (Dec. 1, 2023)			2,000	40
		Turkeys Raised (2023)			*	*
		Cash Receipts - 2022 Census			Dollars	Rank
		Livestock, Dairy, and Poultry			1,041,000	77
		Crops			4,345,000	89
		Government Payments			102,000	88
		Total			5,488,000	89