

AUGUST



MONTHLY FARM REPORT

North Carolina Field Office



Post Office Box 27767 | Raleigh, North Carolina 27611 | Telephone: 919-707-3333 | Email: ncagstat@ncagr.gov

www.ncagr.gov/stats or www.nass.usda.gov

Released August 26, 2025

EGG PRODUCTION - June


State	Layers On Hand		Total Eggs Produced		Table Eggs		Hatching Eggs	
	2024	2025	2024	2025	2024	2025	2024	2025
	<i>Thousands</i>		<i>Million Eggs</i>					
Alabama	10,223	11,046	187.1	201.7	28.0	26.7	159.1	175.0
Georgia	19,972	19,082	432.3	407.4	241.3	225.0	191.0	182.4
North Carolina	16,236	13,745	355.1	295.9	195.4	139.0	159.7	156.9
South Carolina	3,692	3,640	84.2	83.5	61.7	59.1	22.5	24.4
Other States ¹	29,976	31,029	710.3	736.2	629.8	623.7	80.5	112.5
United States	369,835	352,006	8,789.2	8,325.9	7,534.0	7,073.9	1,255.2	1,252.0

(NA) Not available. ¹ Not published separately to avoid disclosing individual operations.

CHICKS HATCHED - June

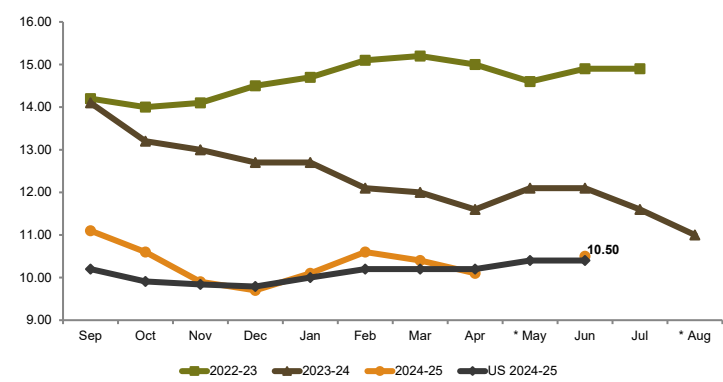
State	Broiler-Type		
	2024	2025	Percent Change
	<i>Thousands</i>		<i>+/-</i>
Alabama	119,915	120,490	0
Arkansas	87,347	91,328	+5
Delaware	18,394	18,840	+2
Georgia	122,083	118,224	-3
Kentucky	26,909	29,155	+8
Maryland	26,825	28,131	+5
Mississippi	60,879	61,910	+2
Missouri	30,168	31,371	+4
North Carolina	86,030	88,175	+2
Oklahoma	20,319	20,124	-1
Pennsylvania	29,939	30,242	+1
South Carolina	19,523	19,829	+2
Texas	66,150	67,163	+2
Virginia	18,953	19,252	+2
California, Tennessee, & West Virginia	53,418	54,353	+2
Other States ¹	41,547	57,773	+39
United States	844,444	856,360	+1

¹ Not published separately to avoid disclosing data for individual operations.



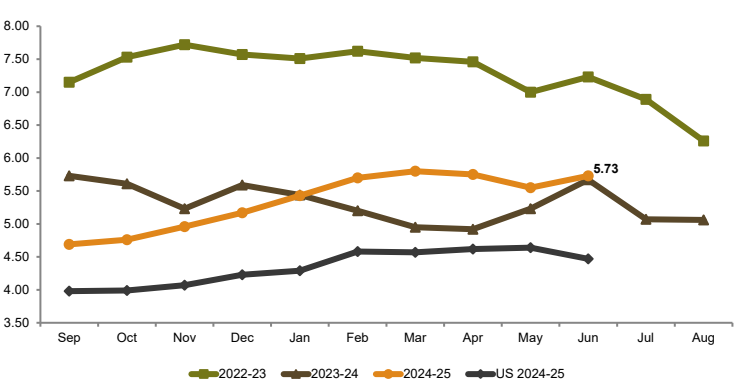


MONTHLY PRICE RECEIVED FOR SOYBEANS
(Dollars per Bushel)

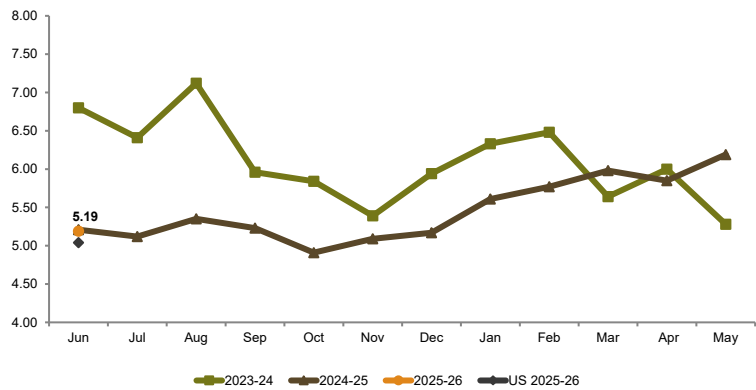


* North Carolina prices for August 2023 and May 2025 were withheld to avoid disclosing data for individual operations or because of an insufficient number of reports to establish an estimate.

MONTHLY PRICE RECEIVED FOR CORN
(Dollars per Bushel)



MONTHLY PRICE RECEIVED FOR WINTER WHEAT
(Dollars per Bushel)

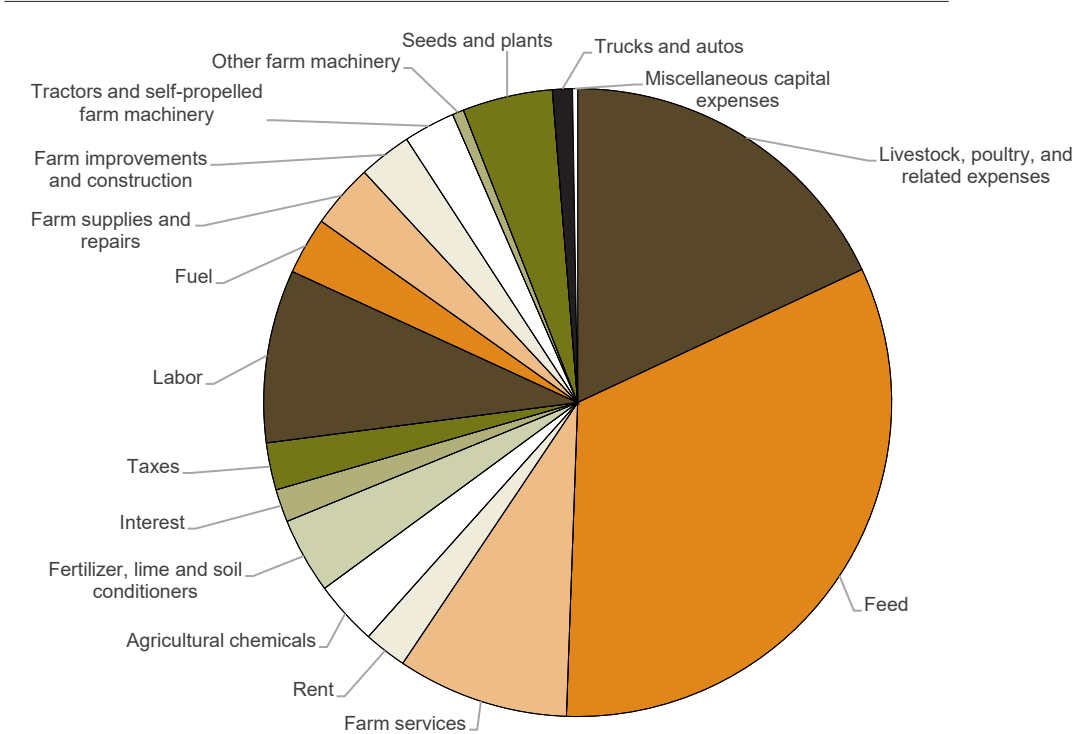




NORTH CAROLINA FARM PRODUCTION EXPENDITURES

Expenditure	Farms Reporting		Average Per Farm		Total Expenditures	
	2023	2024	2023	2024	2023	2024
	<i>Percent</i>		<i>Dollars</i>		<i>Million Dollars</i>	
Livestock, poultry, and related expenses	26.7	25.3	57,176	58,195	2,450	2,450
Feed	59.8	51.4	122,754	104,988	5,260	4,420
Farm services	91.1	89.4	24,504	28,504	1,050	1,200
Rent	25.5	22.2	7,001	7,126	300	300
Agricultural chemicals	45.5	50.7	9,568	10,689	410	450
Fertilizer, lime and soil conditioners	59.6	59.2	14,936	12,589	640	530
Interest	24.1	20.2	5,834	5,463	250	230
Taxes	100.0	100.0	6,534	7,838	280	330
Labor	28.2	29.7	23,571	28,741	1,010	1,210
Fuel	84.4	88.2	8,401	9,501	360	400
Farm supplies and repairs	80.3	83.3	8,868	10,689	380	450
Farm improvements and construction	45.1	55.0	7,235	8,789	310	370
Tractors and self-propelled farm machinery	12.4	16.0	7,235	8,551	310	360
Other farm machinery	11.8	12.2	1,634	1,900	70	80
Seeds and plants	34.7	39.4	13,769	14,964	590	630
Trucks and autos	8.0	10.7	3,267	3,325	140	140
Miscellaneous capital expenses	6.1	6.3	700	831	30	35
Total Farm Production Expenditures	100.0	100.0	322,987	322,684	13,840	13,585
<i>Totals may not add due to rounding.</i>						

NORTH CAROLINA FARM PRODUCTION EXPENDITURES 2024

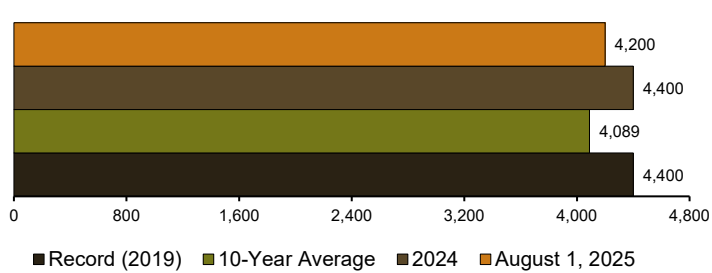


NORTH CAROLINA CROPS: ACRES, YIELD AND PRODUCTION - AUGUST 1, 2025

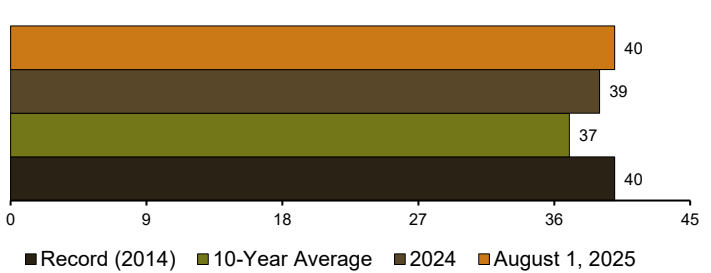
Crops	Unit	Harvested		Yield			Production		
		2024	2025	2024	2025		2024	2025	Percent Change
					July 1	Aug 1			
		Thousand Acres			Unit per Acre		Thousands		+/-
Corn for Grain	Bu.	815	885	87.0	-	143.0	70,905	126,555	+78
Cotton: Upland ¹	Lb.	400.0	270.0	942	-	1,084	785.0	610.0	-22
Hay: ALL Other	Ton	580	580	2.20	-	2.30	1,276	1,334	+5
Peanuts	Lb.	129.0	139.0	4,400	-	4,200	567,600	583,800	+3
Soybeans	Bu.	1,610	1,630	39.0	-	40.0	62,790	65,200	+4
Tobacco: Flue Cured	Lb.	114	119	1,800	2,250	2,100	205,200	249,900	+22
Wheat: Winter	Bu.	330	260	57.0	63.0	59.0	18,810	15,340	-18

¹ Production in 480-lb. net weight bales. Production ginned and to be ginned.

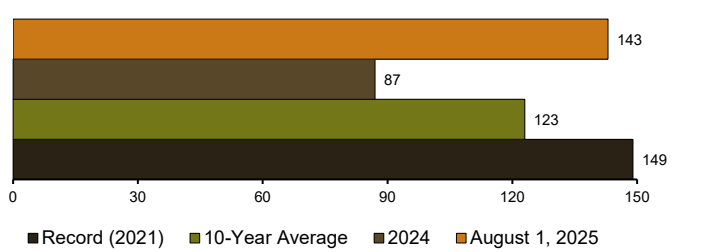
PEANUT YIELD (Pounds)



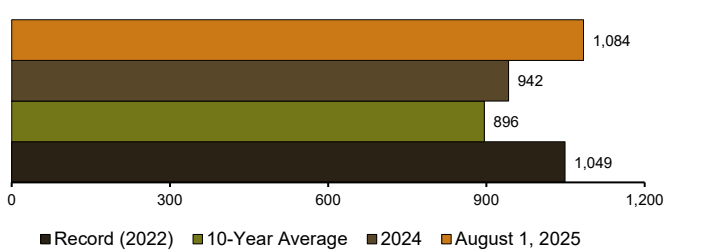
SOYBEAN YIELD (Bushels)



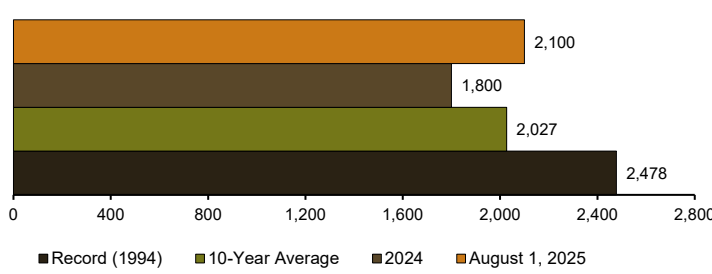
CORN FOR GRAIN YIELD (Bushels)



UPLAND COTTON YIELD (Pounds)



FLUE-CURED TOBACCO YIELD (Pounds)



WINTER WHEAT YIELD (Bushels)

