

DECEMBER



MONTHLY FARM REPORT

North Carolina Field Office



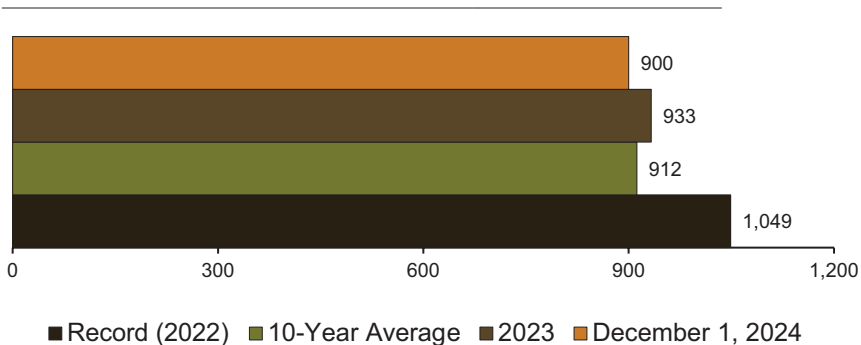
Post Office Box 27767 | Raleigh, North Carolina 27611 | Telephone: 919-707-3333 | Email: ncagstat@ncagr.gov

www.ncagr.gov/stats or www.nass.usda.gov

Released December 30, 2024

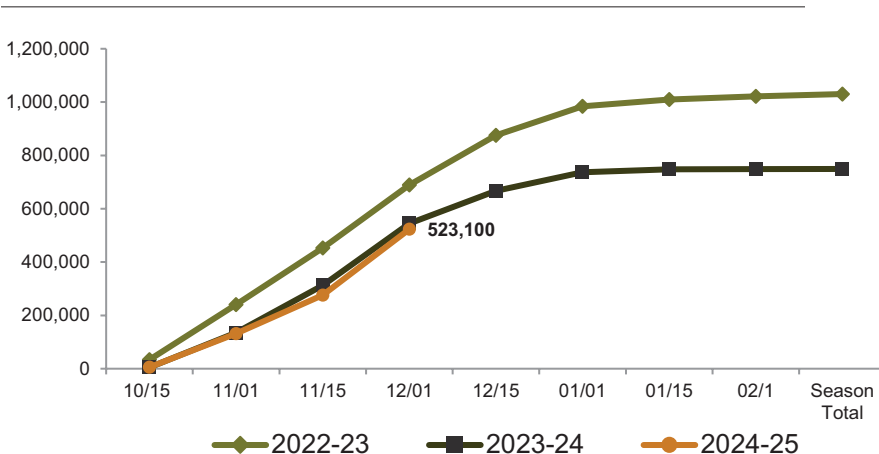


UPLAND COTTON YIELD (Pounds)

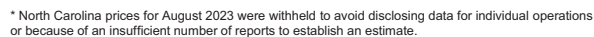


Cotton production
on December 1, 2024 is estimated
at 750,000 480-pound bales,
UP 4% from 2023.

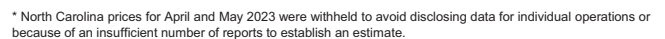
COTTON GINNINGS - RUNNING BALES GINNED (Year to Date)



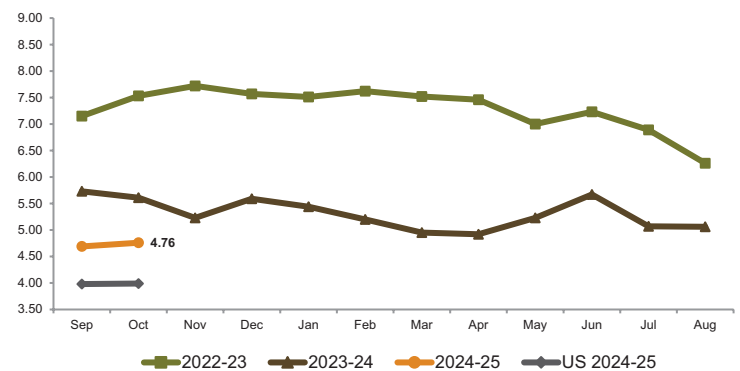
(Dollars per Bushel)



(Dollars per Bushel)



(Dollars per Bushel)



	TYPE OF WORKER
--	----------------

REGION ³	TYPE OF WORKER						Number of Hired Workers	
	Field		Livestock		All Hired ⁴			
	2023	2024	2023	2024	2023	2024	2023	2024
	<i>Dollars per Hour</i>						<i>Thousands</i>	
Appalachian I	16.32	15.76	15.41	16.43	16.15	15.90	37	39
Appalachian II	15.05	15.69	15.70	16.06	15.27	15.81	30	31
Southeast	15.13	15.85	14.97	16.27	15.10	15.95	32	31
United States ⁵	18.24	18.57	17.19	17.51	17.95	18.27	776	797

¹ Excludes agricultural service workers. ² Survey period in 2023 was October 8 - 14. ³ Appalachian I: NC, VA; Appalachian II: KY, TN, WV; Southeast: AL, GA, SC. ⁴ All Hired Workers includes supervisory and other workers. Piece rates not included. ⁵ Excludes Alaska.



EGG PRODUCTION - October

State	Layers On Hand		Total Eggs Produced		Table Eggs		Hatching Eggs	
	2023	2024	2023	2024	2023	2024	2023	2024
	<i>Thousands</i>		<i>Million Eggs</i>					
Alabama	11,556	10,488	221.5	203.7	36.9	34.0	184.6	169.7
Georgia	20,017	19,682	447.3	445.0	247.3	252.1	200.0	192.9
North Carolina	16,018	16,146	359.3	369.3	191.4	204.2	167.9	165.1
South Carolina	3,582	3,879	84.0	86.1	60.3	63.4	23.7	22.7
Virginia	2,697	2,626	63.9	60.9	31.9	30.8	32.0	30.1
United States	387,782	377,045	9,543.0	9,192.5	8,236.0	7,891.4	1,307.0	1,301.1

CHICKS HATCHED - October

State	Broiler-Type		
	2023	2024	Percent Change
	<i>Thousands</i>		<i>+/-</i>
Alabama	117,264	121,723	+4
Arkansas	81,872	86,807	+6
Delaware	19,311	16,834	-13
Florida	3,146	4,270	+36
Georgia	121,998	117,933	-3
Kentucky	22,991	26,517	+15
Louisiana	12,055	12,163	+1
Maryland	28,606	27,635	-3
Mississippi	58,675	60,326	+3
Missouri	31,007	31,961	+3
North Carolina	82,281	87,895	+7
Oklahoma	22,300	20,526	-8
Pennsylvania	25,327	27,901	+10
South Carolina	20,662	20,851	+1
Texas	63,257	67,335	+6
Virginia	19,775	19,572	-1
California, Tennessee, & West Virginia	44,293	54,369	+23
Other States ¹	42,465	40,787	-4
United States	817,285	845,405	+3
¹ Not published separately to avoid disclosing data for individual operations.			



**WELCOME
2025**

**HAPPY
NEW YEAR!**

from the USDA, NASS,
North Carolina
Field Office

