



NEWS RELEASE

United States Department of Agriculture
NATIONAL AGRICULTURAL STATISTICS SERVICE



Cooperating with the North Carolina Department of Agriculture and Consumer Services
PO Box 27767 - Raleigh, NC 27611
E-mail: ncagstat@ncagr.gov

FOR IMMEDIATE RELEASE
July 3, 2023

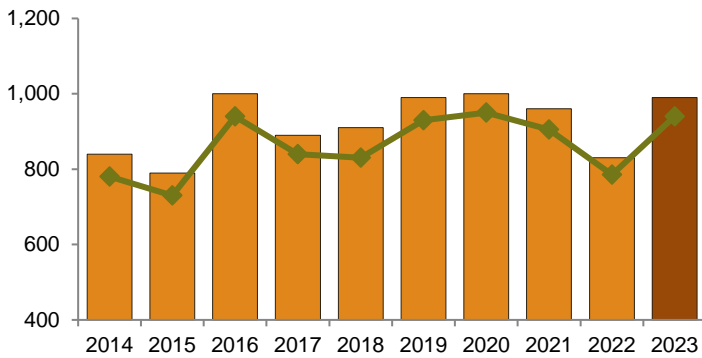
N.C. FARMERS TO PLANT MORE CORN, PEANUTS, AND WHEAT, LESS COTTON, AND SOYBEANS

- ◆ **Corn** plantings are expected to total 990,000 acres in 2023, up 19% from 2022.
- ◆ **Cotton** growers intend to plant 380,000 acres in 2023, down 19% from last year.
- ◆ **Flue-cured tobacco** growers expect to harvest 111,000 acres in 2023, down 4% from 2022.
- ◆ **Burley tobacco** growers expect to harvest 110 acres in 2023, down from 160 acres last year.
- ◆ **Soybean** plantings, at 1.65 million acres, down 3% from 2022.
- ◆ **Peanut** growers intend to plant 130,000 acres in 2023, up 11% from the planted acreage in 2022.
- ◆ **Hay** producers expect to cut 637,000 acres in 2023, down 3% from the 2022 estimate.
- ◆ **Winter wheat** plantings totaled 500,000 acres, up 4% from last year.

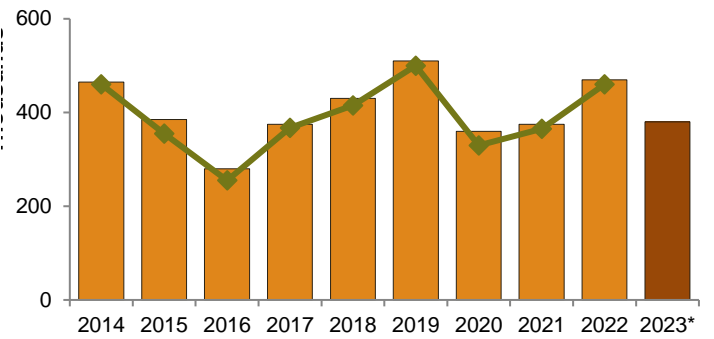
NORTH CAROLINA CROP ACREAGES, JUNE 1					
Crops	Planted		Harvested		Percent Change (Planted Acres) +/-
	2022	2023	2022	2023	
	<i>Thousand Acres</i>		<i>Thousand Acres</i>		
Barley	16	16	11	10	0
Corn for Grain ¹	830	990	785	940	+19
Cotton	470	380	460	³	-19
Hay: All	-	-	656	637	-3
Hay: Alfalfa	-	-	6	7	+17
Hay: Other	-	-	650	630	-3
Oats ²	40	37	11	11	-8
Peanuts	117	130	116	128	+11
Soybeans	1,700	1,650	1,690	1,640	-3
Tobacco: All	-	-	116.16	111.11	-4
Tobacco: Burley	-	-	0.16	0.11	-31
Tobacco: Flue-cured	-	-	116.00	111.00	-4
Wheat ²	480	500	375	420	+4

¹ Planted for all purposes. ² Includes area planted in preceding fall. ³Estimates to be released August 11, 2023.

NC Corn for Grain - (Thousand Acres)

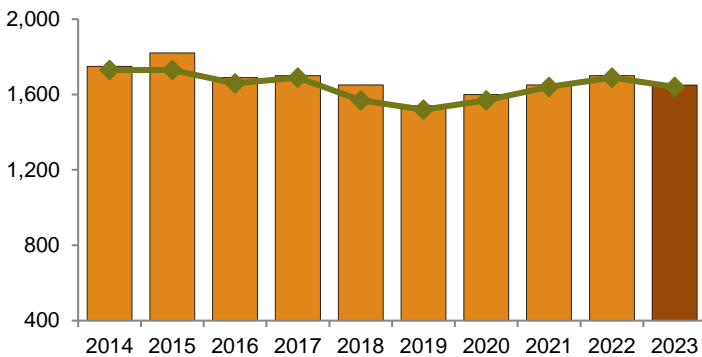


NC Upland Cotton - (Thousand Acres)

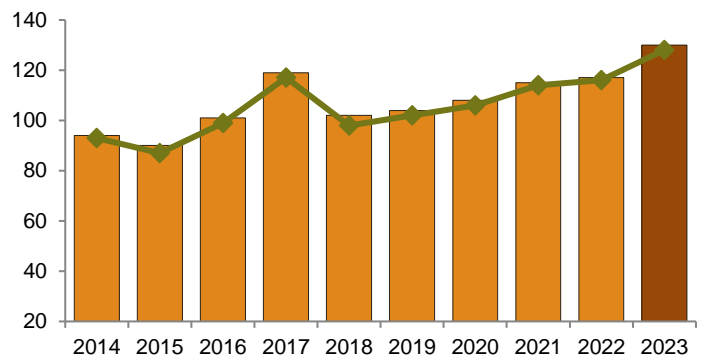


Planted Harvested

NC Soybeans- (Thousand Acres)



NC Peanuts - (Thousand Acres)



Planted Harvested