



# Cattle on Feed

Southern Plains Regional Field Office · Post Office Box 70, Austin, Texas 78767 · 800-626-3142 · [www.nass.usda.gov](http://www.nass.usda.gov)  
Cooperating with the Oklahoma Department of Agriculture, Food and Forestry and Texas Department of Agriculture

October 21, 2022

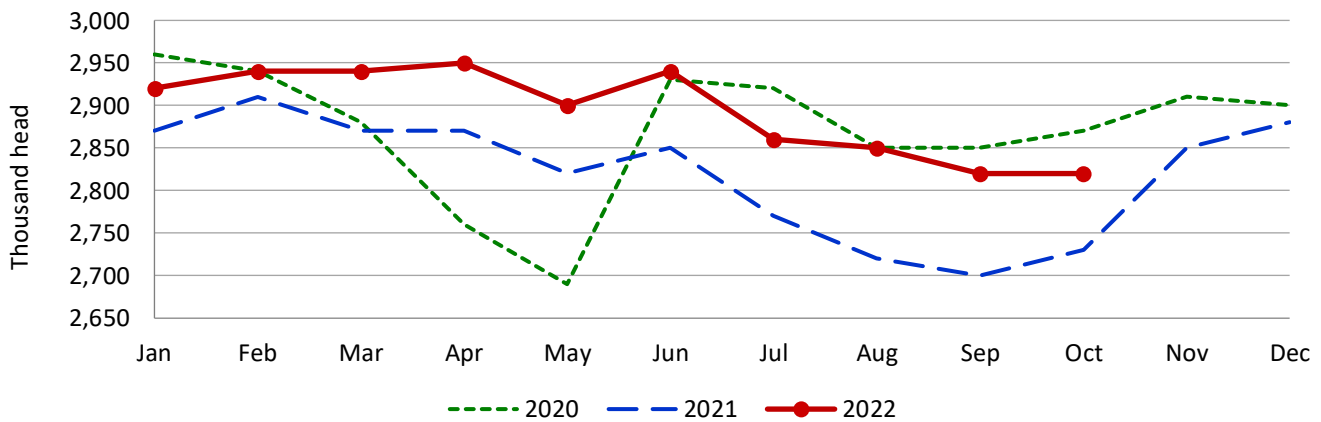
Contact: Jenna Bates or Carol Pittman

This report contains results from the October 2022 Cattle on Feed Survey collected during the first two weeks of October. Data provided by Oklahoma and Texas producers are the foundation of the estimates made for the Southern Plains region. We would like to thank all producers who responded to the survey. Results from the next monthly survey will be made available on November 18, 2022.

Cattle and calves on feed for slaughter market in **Texas** feedlots with capacity of 1,000 head or more totaled 2.82 million head on October 1, 2022, up 3 percent from a year ago. Producers placed 410 thousand head in commercial feedlots during September, down 9 percent from a year ago. Texas commercial feeders marketed 400 thousand head during September, down 1 percent from 2021.

On October 1, there were 2.50 million head of cattle and calves on feed in the Northern High Plains, 89 percent of the state's total. The number on feed across the area was up 3 percent from last year but unchanged from the September 1 total. September placements in the Northern High Plains totaled 366 thousand head, down 4 percent from the August total. Marketings were down 13 percent from last month at 356 thousand head.

**Texas Cattle on Feed Inventory**

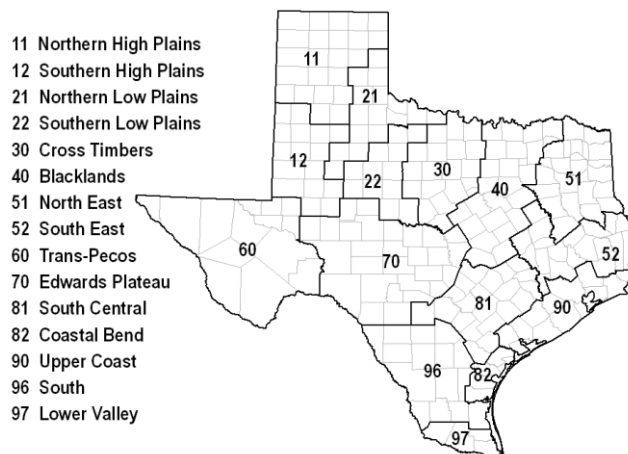


**Texas Cattle and Calves on Feed in 1,000+ Capacity Feedlots, by District**

Cattle and Calves	District 11	District 12	District 21	District 70	District 81	District 96	Other districts	State total
	1,000 head	1,000 head	1,000 head	1,000 head	1,000 head	1,000 head	1,000 head	1,000 head
On feed September 1, 2022 <sup>1</sup>	2,500	153	54	13	21	40	39	2,820
Placed on feed during September	366	26	7	1	2	4	4	410
Fed cattle marketed during September	356	21	4	2	3	7	7	400
Other disappearance during September <sup>2</sup>	9	1	0	0	0	0	0	10
On feed October 1, 2022 <sup>1</sup>	2,501	157	57	12	20	37	36	2,820

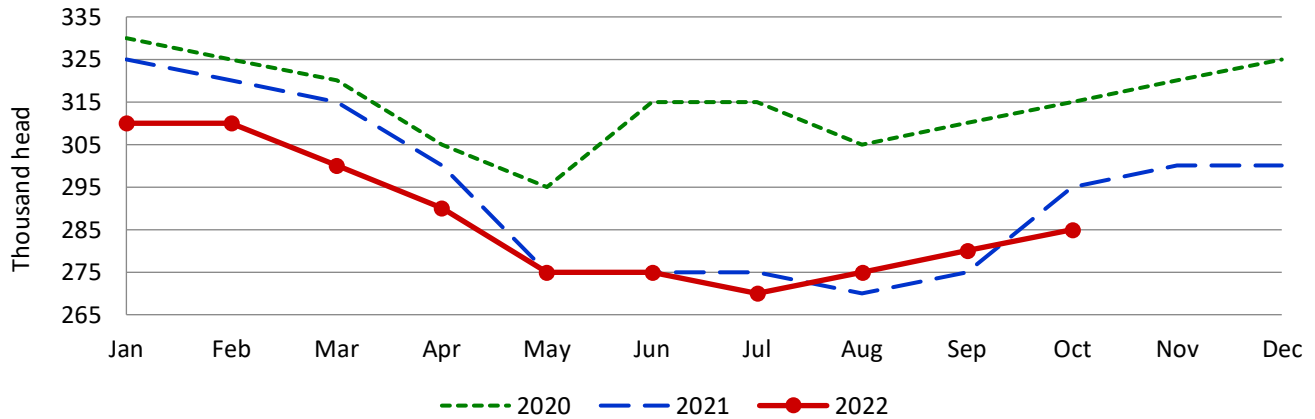
<sup>1</sup> Cattle and calves on feed are animals for slaughter market being fed a ration of grain or other concentrates and are expected to produce a carcass that will grade select or better.

<sup>2</sup> Included death losses, movement from feedlots to pasture and shipments to other feedlots for further feeding.



Cattle and calves on feed for slaughter market in **Oklahoma** feedlots with capacity of 1,000 head or more totaled 285 thousand head on October 1, 2022, down 3 percent from a year ago. Producers placed 52 thousand head in commercial feedlots during September, down 24 percent from a year ago. Oklahoma commercial feeders marketed 45 thousand head during September, down 4 percent from 2021. Other disappearance during September totaled 2 thousand head, up 1,000 head from a year ago.

### Oklahoma Cattle on Feed Inventory



### Cattle and Calves: Placements, Marketings, Other Disappearance and Inventory in 1,000+ Capacity Feedlot

State	Cattle and Calves									
	On feed September 1		Placed on feed during September		Marketed during September		Other Disappearance during September		On feed October 1	
	2021	2022	2021	2022	2021	2022	2021	2022	2021	2022
	<i>1,000 head</i>	<i>1,000 head</i>	<i>1,000 head</i>	<i>1,000 head</i>	<i>1,000 head</i>	<i>1,000 head</i>	<i>1,000 head</i>	<i>1,000 head</i>	<i>1,000 head</i>	<i>1,000 head</i>
Arizona .....	269	277	21	19	19	21	1	1	270	274
California .....	530	520	63	46	45	49	8	7	540	510
Colorado .....	1,080	1,030	220	210	165	165	5	5	1,130	1,070
Idaho .....	290	275	57	62	41	45	1	2	305	290
Iowa .....	590	590	80	85	67	73	3	2	600	600
Kansas .....	2,470	2,380	505	445	435	455	10	10	2,530	2,360
Minnesota .....	90	90	19	14	18	18	1	1	90	85
Nebraska .....	2,280	2,370	545	590	435	480	10	10	2,380	2,470
<b>Oklahoma .....</b>	<b>275</b>	<b>280</b>	<b>68</b>	<b>52</b>	<b>47</b>	<b>45</b>	<b>1</b>	<b>2</b>	<b>295</b>	<b>285</b>
South Dakota .....	200	175	44	45	43	34	1	1	200	185
<b>Texas .....</b>	<b>2,700</b>	<b>2,820</b>	<b>450</b>	<b>410</b>	<b>405</b>	<b>400</b>	<b>15</b>	<b>10</b>	<b>2,730</b>	<b>2,820</b>
Washington .....	195	200	35	38	29	32	1	1	200	205
Other States .....	265	275	56	64	40	43	1	1	280	295
United States .....	11,234	11,282	2,163	2,080	1,789	1,860	58	53	11,550	11,449

### Cattle on Feed: Number Placed on Feed by Weight Group, 1,000+ Capacity Feedlots<sup>1</sup>

State	During September 2021					
	Under 600 lbs	600-699 lbs	700-799 lbs	800-899 lbs	900+ lbs <sup>2</sup>	Total
	<i>1,000 head</i>	<i>1,000 head</i>	<i>1,000 head</i>	<i>1,000 head</i>	<i>1,000 head</i>	<i>1,000 head</i>
Colorado .....	30	25	50	60	55	220
Kansas .....	65	100	165	120	55	505
Nebraska .....	55	55	100	160	175	545
<b>Texas .....</b>	<b>165</b>	<b>130</b>	<b>100</b>	<b>45</b>	<b>10</b>	<b>450</b>
Other States .....	120	50	80	113	80	443
United States .....	435	360	495	498	375	2,163
State	During September 2022					
	Under 600 lbs	600-699 lbs	700-799 lbs	800-899 lbs	900+ lbs <sup>2</sup>	Total
	<i>1,000 head</i>	<i>1,000 head</i>	<i>1,000 head</i>	<i>1,000 head</i>	<i>1,000 head</i>	<i>1,000 head</i>
Colorado .....	30	25	45	60	50	210
Kansas .....	65	95	130	100	55	445
Nebraska .....	65	60	105	170	190	590
<b>Texas .....</b>	<b>165</b>	<b>105</b>	<b>85</b>	<b>45</b>	<b>10</b>	<b>410</b>
Other States .....	120	45	75	105	80	425
United States .....	445	330	440	480	385	2,080

<sup>1</sup> Oklahoma is included in *Other States*.

<sup>2</sup> For the U.S., the 900+ category represents the sum of 900-999 pound and 1,000+ pound weight groups.