



May Crop Production

Southern Plains Regional Field Office · Post Office Box 70, Austin, Texas 78767 · 800-626-3142 · www.nass.usda.gov

Cooperating with the Oklahoma Department of Agriculture, Food and Forestry and Texas Department of Agriculture

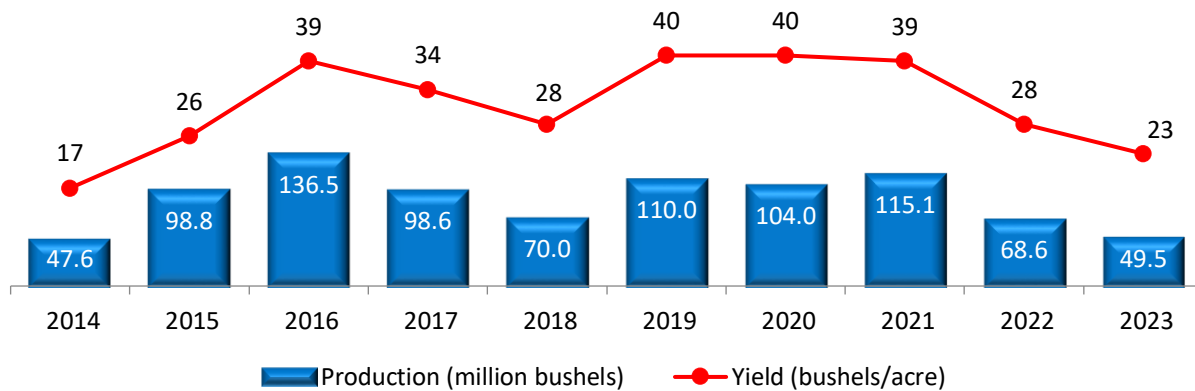
May 12, 2023

Contact: Authur Chapman or Betty Johnson

The May wheat yield and production forecast is based on two surveys conducted by the Southern Plains Regional Field Office: a farm operator survey and an objective yield survey. The farm operator survey was conducted primarily by telephone with some use of mail and internet. The objective yield survey collects actual stalk counts and head weights from plots set up in producer fields across the states of Oklahoma and Texas.

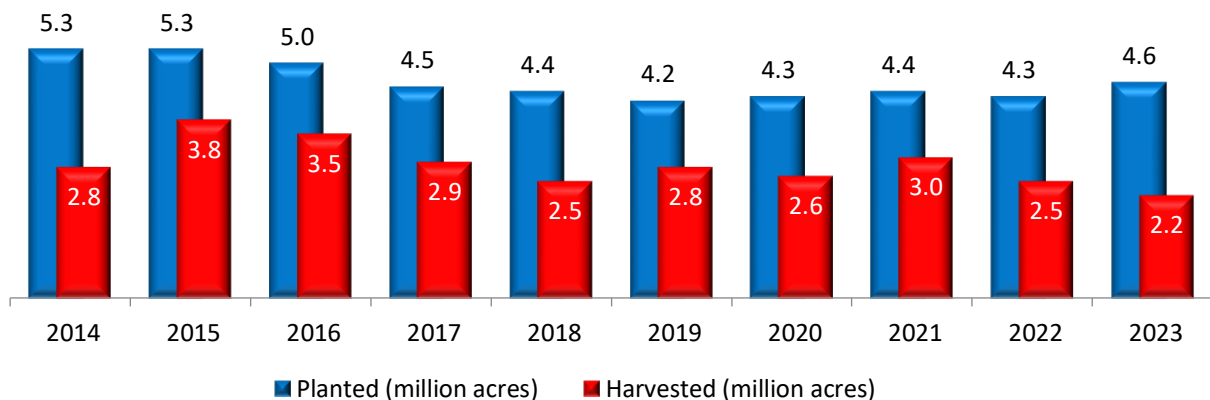
Data provided by Oklahoma and Texas operators are the foundation of the estimates for the Southern Plains region. We would like to thank all farmers who responded to the Ag Yield survey and to those wheat producers who permitted objective measurements to be taken in their fields.

Oklahoma Wheat Production and Yield

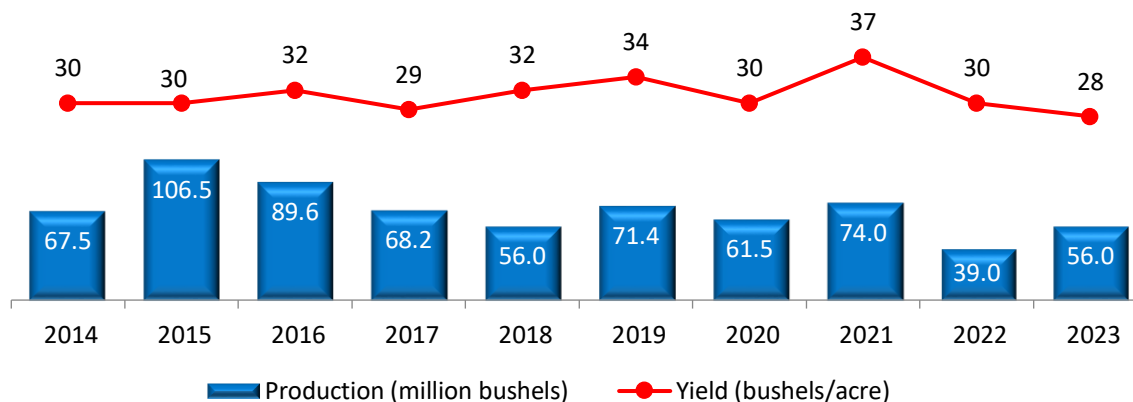


Wheat production for **Oklahoma** is forecast at 49.5 million bushels, down 28 percent from last year. Yield per acre is expected to average 23.0 bushels, down 5.0 bushels from the previous year. Acres expected to be harvested for grain, at 2.15 million acres, are down 12 percent from 2022.

Oklahoma Wheat Planted and Harvested

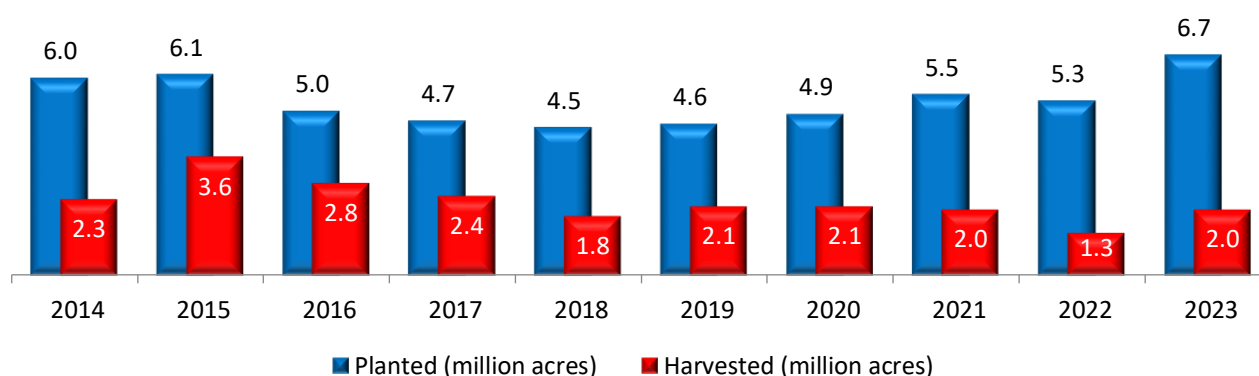


Texas Wheat Production and Yield



Texas wheat production is forecast at 56.0 million bushels, up 44 percent from last year. Yield per acre is expected to average 28.0 bushels, down 2.0 bushels from 2022. Harvested acreage for grain, at 2.00 million acres, is up 54 percent from the previous year.

Texas Wheat Planted and Harvested



**Winter Wheat: Acreage, Yield, and Production
Selected States and United States, 2022 and May 1, 2023 Forecast**

State	Planted Acres		Harvested Acres		Yield Per Acre		Production	
	2022	2023	2022	2023	2022	2023	2022	2023
	<i>1,000 acres</i>	<i>1,000 acres</i>	<i>1,000 acres</i>	<i>1,000 acres</i>	<i>bushels</i>	<i>bushels</i>	<i>1,000 bushels</i>	<i>1,000 bushels</i>
Arkansas	220	230	150	160	53.0	51.0	7,950	8,160
Colorado	1,950	2,250	1,430	1,650	25.0	30.0	35,750	49,500
Kansas	7,300	8,100	6,600	6,600	37.0	29.0	244,200	191,400
Missouri	630	860	410	600	60.0	60.0	24,600	36,000
Oklahoma	4,300	4,600	2,450	2,150	28.0	23.0	68,600	49,450
Texas	5,300	6,700	1,300	2,000	30.0	28.0	39,000	56,000
United States	33,271	37,505	23,459	25,286	47.0	44.7	1,103,707	1,130,415

US Highlights: Winter wheat production for 2023 is forecast at 1.13 billion bushels, up 2 percent from 2022. Yield is expected to average 44.7 bushels per acre, down 2.3 bushels from last year. Acreage to be harvested for grain or seed is expected to total 25.3 million acres, up 8 percent from last year.

NASS provides accurate, timely, useful and objective statistics in service to U.S. agriculture. In order to view the full national report, please visit the following website: www.nass.usda.gov/Publications.

May Crop Production (May 2023)

USDA, National Agricultural Statistics Service, Southern Plains Regional Field Office