



# Quarterly Grain Stocks

Southern Plains Regional Field Office · Post Office Box 70, Austin, Texas 78767 · 800-626-3142 · [www.nass.usda.gov](http://www.nass.usda.gov)

Cooperating with the Oklahoma Department of Agriculture, Food and Forestry and Texas Department of Agriculture

March 31, 2025

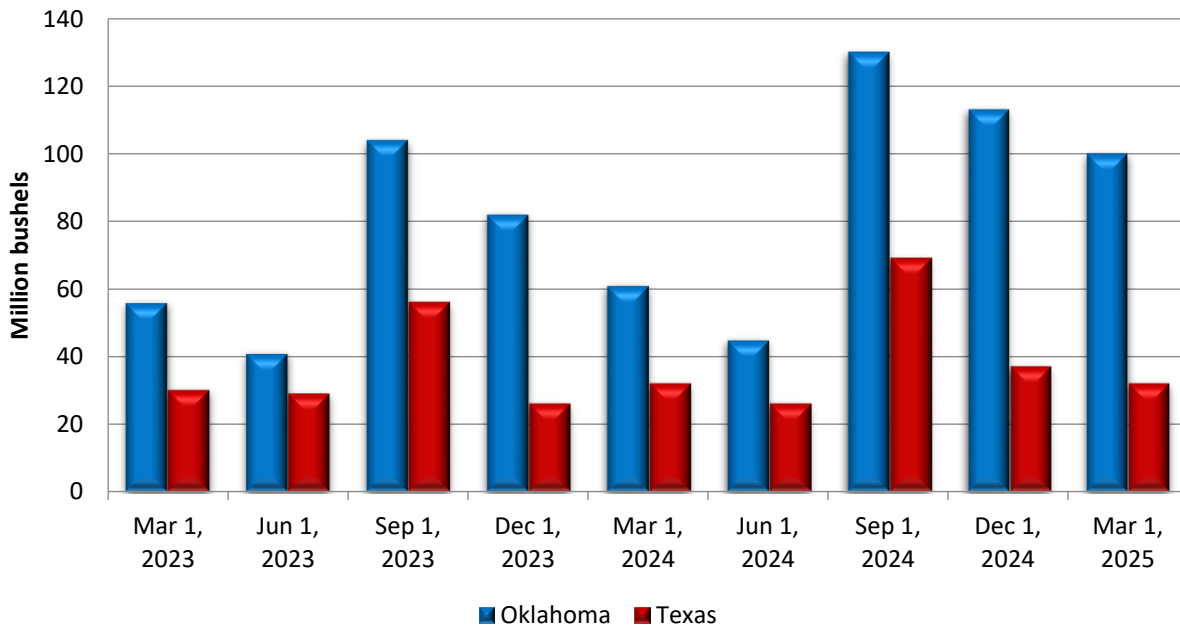
Contact: Aspen Dick or Cody Brokmeyer

The grain stocks estimates in this report are based on surveys conducted during the first two weeks of March. Data provided by Oklahoma and Texas producers, as well as licensed grain storage facilities, are the foundation of the estimates made for the Southern Plains region. Separate surveys are conducted to obtain the on-farm and off-farm estimates. We would like to thank everyone who responded to the survey. Results from the next quarterly survey will be available on June 30, 2025.

**Oklahoma** stocks of wheat in all positions on March 1 totaled 100 million bushels, up 65 percent from the 2024 level of 61.0 million bushels. Off-farm wheat stocks, at 98.3 million bushels, were 67 percent higher than March 1, 2024.

**Texas** stocks of wheat in all positions on March 1, at 31.5 million bushels, were down 1 percent from the 2024 level of 31.8 million bushels. Off-farm wheat stocks, at 29.6 million bushels, were 1 percent lower than March 1, 2024.

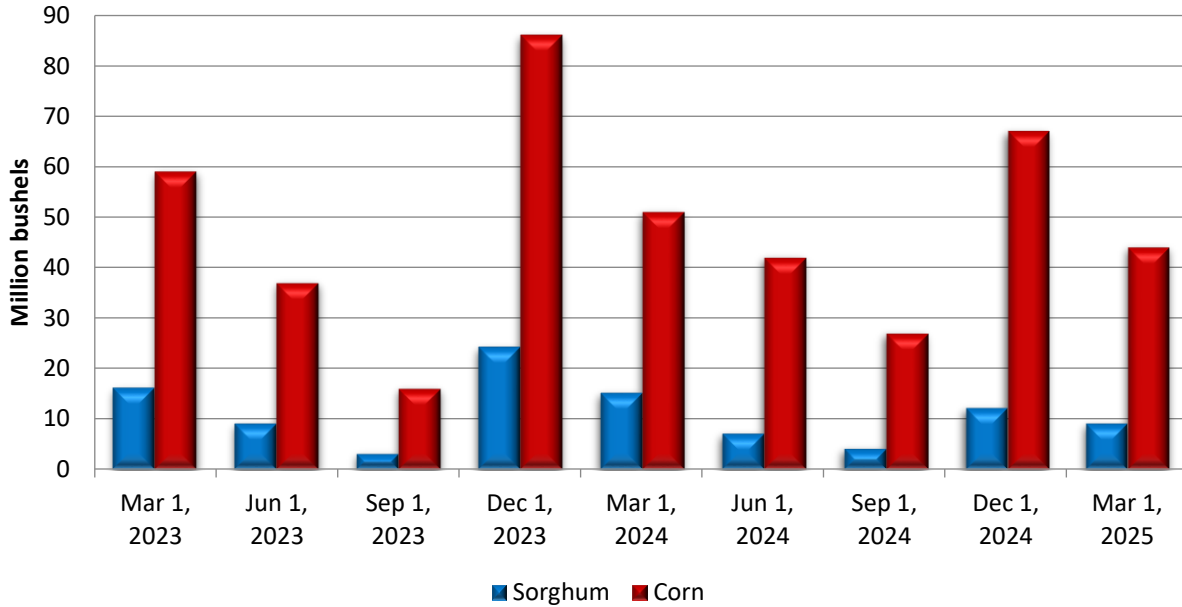
Quarterly Wheat Stocks  
All Positions



**Texas** off-farm sorghum stocks totaled 9.41 million bushels. On-farm stocks for sorghum totaled 970 thousand bushels on March 1, 2025.

**Texas** off-farm corn stocks, at 44.0 million bushels, were down 14 percent from last year. On-farm stocks for corn are not published for the state.

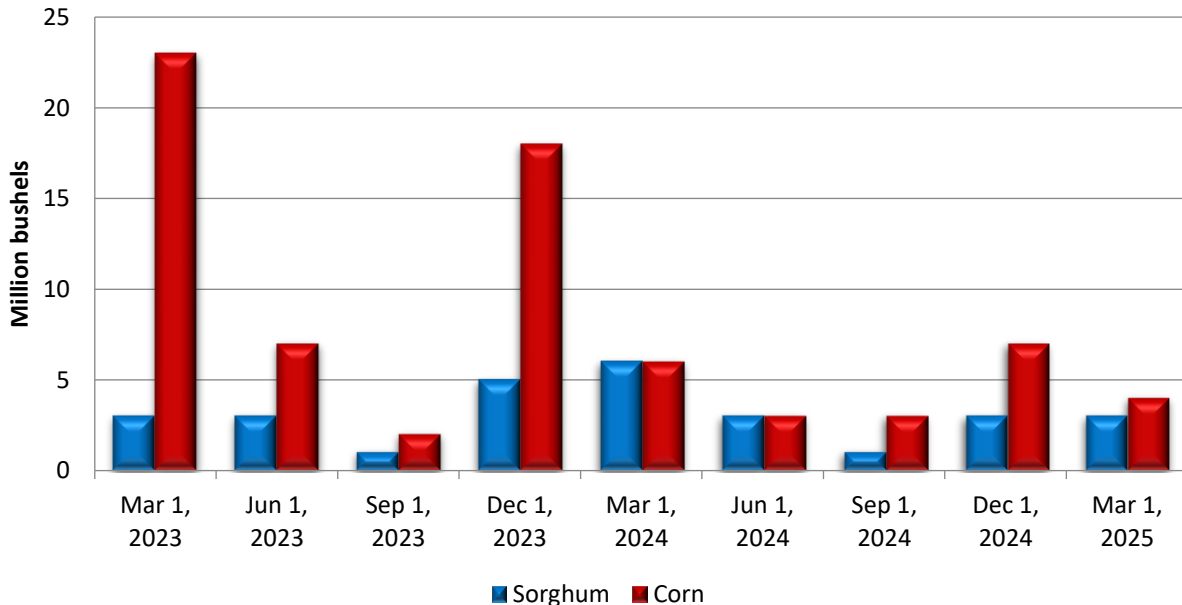
**Texas Quarterly Stocks  
Sorghum and Corn, Off-farm**



**Oklahoma** off-farm sorghum stocks totaled 2.90 million bushels, 50 percent below March 1, 2024. On-farm stocks for sorghum are not published for the state.

**Oklahoma** off-farm corn stocks, at 4.15 million bushels, were down 34 percent from a year earlier. On-farm stocks for corn are not published for the state.

**Oklahoma Quarterly Stocks  
Sorghum and Corn, Off-farm**



**Stocks of Grain - Oklahoma, Texas, United States: March 1, 2025 and Comparable Quarters**

| Item                 | Off-Farm Total <sup>1</sup> |                          |                      | Total All Positions <sup>2</sup> |                          |                      |
|----------------------|-----------------------------|--------------------------|----------------------|----------------------------------|--------------------------|----------------------|
|                      | Mar 1, 2024                 | Dec 1, 2024 <sup>3</sup> | Mar 1, 2025          | Mar 1, 2024                      | Dec 1, 2024 <sup>3</sup> | Mar 1, 2025          |
|                      | <i>1,000 bushels</i>        | <i>1,000 bushels</i>     | <i>1,000 bushels</i> | <i>1,000 bushels</i>             | <i>1,000 bushels</i>     | <i>1,000 bushels</i> |
| <b>Oklahoma</b>      |                             |                          |                      |                                  |                          |                      |
| Barley               | (D)                         | (D)                      | 17                   | (D)                              | (D)                      | 17                   |
| Corn                 | 6,316                       | 6,682                    | 4,153                | (D)                              | (D)                      | (D)                  |
| Oats                 | (D)                         | 84                       | 82                   | (D)                              | 84                       | 82                   |
| Soybeans             | 1,443                       | (D)                      | 566                  | (D)                              | (D)                      | (D)                  |
| Sorghum              | 5,700                       | 2,904                    | 2,895                | (D)                              | (D)                      | (D)                  |
| Wheat                | 59,049                      | 105,468                  | 98,317               | 60,999                           | 112,668                  | 100,467              |
| <b>Texas</b>         |                             |                          |                      |                                  |                          |                      |
| Barley               | 122                         | (D)                      | (D)                  | 122                              | (D)                      | (D)                  |
| Corn                 | 51,363                      | 66,933                   | 44,001               | (D)                              | (D)                      | (D)                  |
| Oats                 | 736                         | 1,034                    | 1,081                | (D)                              | (D)                      | (D)                  |
| Soybeans             | 96                          | 738                      | 91                   | (D)                              | (D)                      | (D)                  |
| Sorghum              | 15,308                      | 12,356                   | 9,409                | 16,258                           | 13,756                   | 10,379               |
| Wheat                | 29,922                      | 34,973                   | 29,601               | 31,822                           | 37,173                   | 31,501               |
| <b>United States</b> |                             |                          |                      |                                  |                          |                      |
| Barley               | 56,237                      | 50,576                   | 58,406               | 111,607                          | 116,776                  | 102,906              |
| Corn                 | 3,273,378                   | 4,412,407                | 3,650,669            | 8,352,378                        | 12,075,407               | 8,150,669            |
| Oats                 | 35,152                      | 26,709                   | 24,482               | 51,432                           | 52,059                   | 41,352               |
| Soybeans             | 911,824                     | 1,560,285                | 1,033,537            | 1,844,824                        | 3,100,285                | 1,910,037            |
| Sorghum              | 94,703                      | 180,877                  | 135,309              | 105,763                          | 212,377                  | 150,209              |
| Wheat                | 816,779                     | 1,106,404                | 929,820              | 1,088,709                        | 1,572,984                | 1,236,945            |

(D) Withheld to avoid disclosing data for individual operations.

<sup>1</sup> Includes stocks at mills, elevators, warehouses, terminals, and processors.

<sup>2</sup> Off-farm plus on-farm stocks.

<sup>3</sup> Revised.

**U.S. Highlights:** Total stocks of corn in the United States on March 1, 2025 were 8.15 billion bushels, 2 percent lower than March 1, 2024. All wheat stocks were estimated at 1.24 billion bushels in all positions, up 14 percent from last March. U.S. stocks of sorghum totaled 150 million bushels, 42 percent above March 1, 2024. Stocks of soybeans in all positions totaled 1.91 billion bushels, up 4 percent from last year.

NASS provides accurate, timely, useful and objective statistics in service to U.S. agriculture. In order to view the full national report, please visit the following website: [www.nass.usda.gov/Publications/](http://www.nass.usda.gov/Publications/)