



**United States Department of Agriculture
National Agricultural Statistics Service**

South Carolina Crop Progress and Condition Report



Cooperating with the South Carolina Department of Agriculture
Southern Region, South Carolina Field Office · 208G Wholesale Lane · West Columbia, SC 29172 · (706) 713-5400
www.nass.usda.gov

This report contains data collected each week from respondents across the state whose occupations provide them opportunities to discuss agricultural production with farmers in their counties as well as to make visual observations. We thank all who have contributed to this report.

May 10, 2021

Media Contact: Jacqueline Moore

General

According to the National Agricultural Statistics Service in South Carolina, there were 6.2 days suitable for fieldwork for the week ending Sunday, May 9, 2021. Precipitation ranged from no rain to 3.83 inches. Average high temperatures ranged from the high 60s to the mid 80s. Average low temperatures ranged from the low 40s to the high 50s.

Crops

Beneficial rainfall was received from isolated storms during the first part of week, although some areas also experienced pockets of heavy wind and hail. Peanut planting continued at a normal pace based on improved soil moisture. Cotton planting continued to advance in spite of cool nighttime temperatures. Corn appears to have recovered from the frost damage of a couple of weeks ago and was growing at a healthy pace.

Harvest of early peach varieties has begun around the state and the quality of the fruit was looking good. Blueberries were slightly behind typical development, but harvest should begin in the next few days. Muscadines damaged by the Easter freeze appear to be recovering well. Strawberry harvest was slowing down, and disease presence intensified as a result of the increased soil moisture. Vegetable planting has resumed, and standing crops were progressing nicely as a result of cool temperatures and improved soil moisture.

Livestock and Pastures

Pasture development continues to be limited due to continued dry weather and cool temperatures, although rainfall early in the week helped to stabilize conditions. Cattle were in mostly good condition.

Crop Progress for Week Ending 05/09/21

Crop stage	Prev year (percent)	Prev week (percent)	This week (percent)	5 Year avg (percent)
Corn - Emerged	94	84	96	96
Cotton - Planted.....	21	18	40	29
Hay - 1st Cutting.....	33	31	40	38
Peanuts - Planted	35	19	43	31
Soybeans - Planted	9	8	33	9
Soybeans - Emerged	NA	NA	5	NA
Tobacco - Transplanted.....	88	55	75	88
Winter wheat - Headed	89	88	95	92

(NA) Not available.

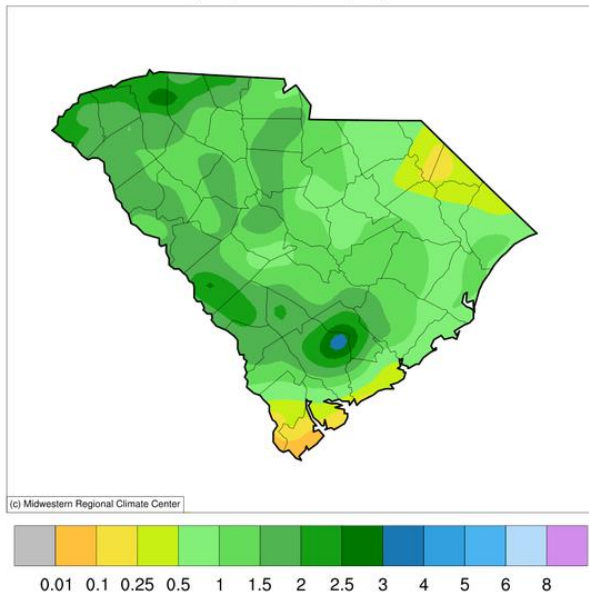
Conditions for Week Ending 05/09/21

Crop	Very poor (percent)	Poor (percent)	Fair (percent)	Good (percent)	Excellent (percent)
Cattle.....	1	3	15	72	9
Corn	1	9	29	52	9
Pasture and range	2	16	33	42	7
Peaches	0	2	14	64	20
Tobacco.....	3	4	25	63	5
Winter wheat.....	3	16	27	46	8

Soil Moisture for Week Ending 05/09/21

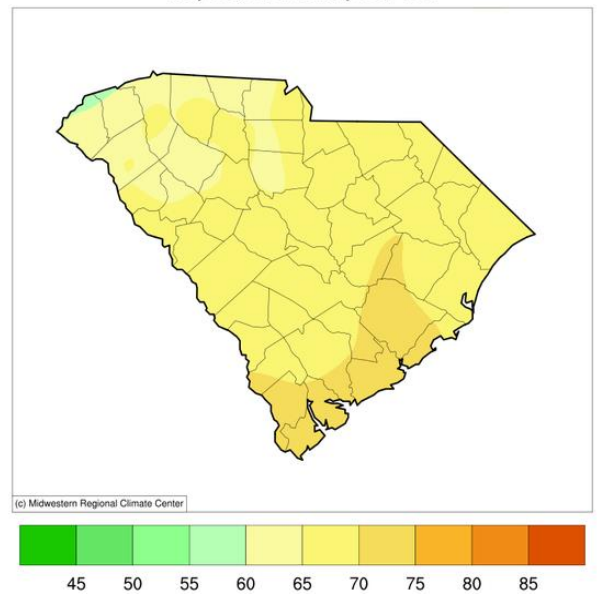
Topsoil	Previous week (percent)	This week (percent)
Very short.....	22	18
Short.....	51	30
Adequate	27	52
Surplus	0	0
Subsoil	Previous week (percent)	This week (percent)
Very short.....	2	6
Short.....	52	31
Adequate	45	62
Surplus	1	1

Accumulated Precipitation (in)
May 03, 2021 to May 09, 2021



<http://mrcc.isws.illinois.edu/CLIMATE/>

Average Temperature (°F)
May 03, 2021 to May 09, 2021



<http://mrcc.isws.illinois.edu/CLIMATE/>

For the state's complete Weekly Weather Summary http://www.dnr.sc.gov/climate/sco/ClimateData/cli_reports_2021.php

U.S. Drought Monitor South Carolina

May 4, 2021

(Released Thursday, May. 6, 2021)

Valid 8 a.m. EDT

Drought Conditions (Percent Area)

	None	D0-D4	D1-D4	D2-D4	D3-D4	D4
Current	25.05	74.95	0.00	0.00	0.00	0.00
Last Week 04-27-2021	19.71	80.29	0.00	0.00	0.00	0.00
3 Months Ago 02-02-2021	97.39	2.61	0.00	0.00	0.00	0.00
Start of Calendar Year 12-29-2020	86.70	13.30	0.00	0.00	0.00	0.00
Start of Water Year 09-29-2020	99.42	0.58	0.00	0.00	0.00	0.00
One Year Ago 05-05-2020	100.00	0.00	0.00	0.00	0.00	0.00

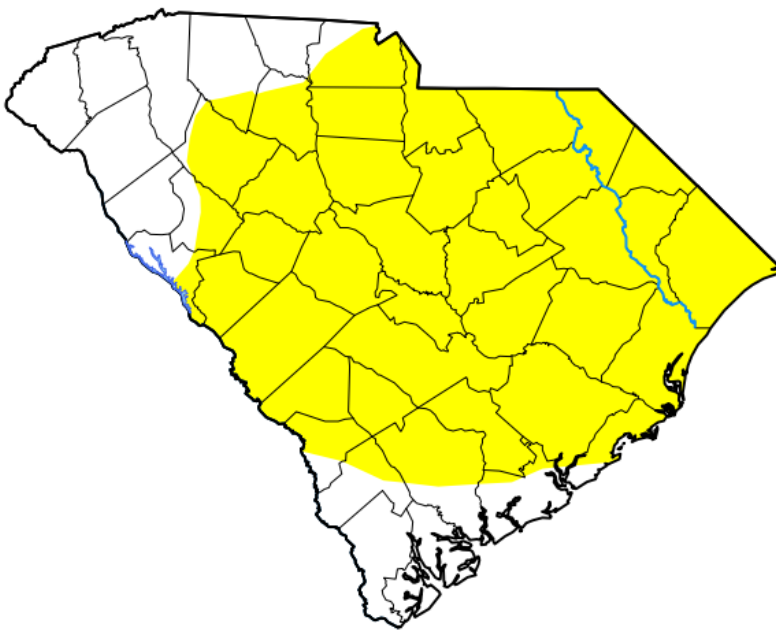
Intensity:

- None
- D0 Abnormally Dry
- D1 Moderate Drought
- D2 Severe Drought
- D3 Extreme Drought
- D4 Exceptional Drought

The Drought Monitor focuses on broad-scale conditions. Local conditions may vary. For more information on the Drought Monitor, go to <https://droughtmonitor.unl.edu/About.aspx>

Author:

David Simeral
Western Regional Climate Center



droughtmonitor.unl.edu